

SUZUKI

ES

GUÍA MANTENIMIENTO COLAS Y Y KITS	439	CLIP	466	JUNTA TAPA DE TERMOSTATO	488
SISTEMA DE ALIMENTACIÓN Y FILTRACIÓN	442	CONECTORES CABLES	466	PISTONES	492
ACEITE	450	DIRECCIÓN HIDRÁULICA	467	KIT DE PISTONES	492
BOMBA DE COMBUSTIBLE EN LÍNEA	442	PLACA CERRADURA SELECTOR	466	RETENES DE ACEITE	488
ABRAZADERA PARA MANGUERA	443	INTERRUPTORES PARA MANDOS	465	JUNTAS TAPÓN DRENAJE	490
ADAPTADOR LÍNEA DE COMBUSTIBLE	443	INTERRUPTOR PANEL COMPLETO O DOBLE ESTACIÓN	465	SISTEMA DE ESCAPE Y ADMISIÓN	493
BOMBA DE COMBUSTIBLE	442	INTERRUPTOR PANEL SIMPLE	465	SISTEMA DE ADMISIÓN 4 TIEMPOS	494
LÍNEA DE COMBUSTIBLE	442	MANDOS DE CONTROL	464	JUNTAS DE COLECTOR	494
MANGUERA DE COMBUSTIBLE	442	INTERRUPTORES DE TRIM PARA MANDOS	464	JUNTAS TAPA DE ESCAPE	494
MUELLE TUBO COMBUSTIBLE	443	MANDO LATERAL	464	SISTEMA DE ESCAPE 4 TIEMPOS	493
BOMBA DE COMBUSTIBLE	450	MANDO PARA CONSOLA	465	JUNTAS CARTER	493
BOMBA DE COMBUSTIBLE ALTA PRESIÓN	451	SISTEMA DE REFRIGERACIÓN	468	JUNTAS DE COLECTOR	493
BOMBA DE COMBUSTIBLE ELÉCTRICA	450	ÁNODOS	476	JUNTAS MÚLTIPLE DE ESCAPE	493
BOMBA DE COMBUSTIBLE MECÁNICA	450	ÁNODO CANADA METAL	476	SISTEMA DE ESCAPE 2 TIEMPOS	495
JUNTAS VST	451	ÁNODO TECNOSSEAL	478	JUNTAS DE ESCAPE	495
KITS MEMBRANAS Y JUNTAS	451	KITS DE ÁNODOS CANADA METAL	476	JUNTAS TAPA DE ESCAPE	495
CARBURADOR	453	TORNILLO INOX	479	JUNTAS TUBO DE ESCAPE	495
BOYAS	453	JUNTAS TAPA DEL ÁNODO	479	UNIDADES DE TRANSMISIÓN	496
CARBURADOR COMPLETO	453	JUNTAS TÓRICA	479	DESPIECE COLAS 4 TIEMPOS	496
KITS CARBURADORES	453	BOMBA DE AGUA	471	DF4 • DF5 • DF6	496
COMPONENTES TANQUE Y CONECTORES	443	CASQUILLO INOX	472	DF8 • DF9.9 • DF15 • DF20	498
CONECTOR DE DEPÓSITO	443	CUERPO BOMBA DE AGUA	471	DF20 • DF25	504
PASAMAMPAROS	444	GUÍA KITS BOMBA DE AGUA	476	DF30	506
FILTRO DE ACEITE	449	JUNTAS BOMBA	473	DF40 • DF50	508
GUÍA FILTROS DE ACEITE	449	JUNTAS BASE DE BOMBA	472	DF60	510
JUNTA TAPÓN DE CÁRTER	449	JUNTAS TÓRICA BOMBA DE AGUA	472	DF70	512
FILTRO DE COMBUSTIBLE Y ELEMENTOS	445	KITS DE REPARACIÓN BOMBA DE AGUA	474	DF80 • DF90 • DF100	513
BRACKET	445	TAPA DE LA BOMBA	472	DF115 • DF140	514
FILTRO DECANTADOR DE COMBUSTIBLE COMPLETO CON VASO TRASPARENTE	445	IMPULSORES	469	DF150 • DF175 • DF200 • DF225 • DF250	517
FILTRO COMBUSTIBLE ALTA PRESIÓN	448	CHAVETA	470	DF300	519
FILTRO DECANTADOR DE GASOLINA	446	GUÍA IMPULSORES	469	COMPONENTES DE COLA	519
FILTRO COMBUSTIBLE MONTAJE EN LÍNEA	447	TAPA DEL IMPULSOR	471	ARO TÓRICO DEL DIÁBOLO	521
FILTRO COMBUSTIBLE SEPARADOR AGUA	445	TERMOSTATO	468	ARO TÓRICO VARILLA DE CAMBIO	520
LLAVES PARA FILTRO	447	TAPÓN DE AGUA	469	DIÁBOLO	521
RACOR DE LATÓN	447	TERMOSTATO	468	FUELLES VARILLA DE CAMBIO	520
INYECTORES	452	PARTES DEL MOTOR	480	GUÍA KITS DE JUNTAS	520
GUÍA INYECTORES Y SENSORES	452	ÁRBOL DE LEVAS	483	KITS JUNTAS Y RETENES	519
SISTEMA ELÉCTRICO	454	CIGÜEÑAL	490	TORNILLOS Y JUNTAS DE DRENAJE	521
BOBINAS	455	ARANDELAS DE BIELA	491	TUBO DRENAJE BOMBA DE AGUA	521
REGULADOR-BOBINA	455	BIELAS	491	TUERCA VARILLA DE CAMBIO	520
BUJÍAS	455	PARTES CIGÜEÑAL	490	SELECTOR	522
CDI Y CAJAS NEGRAS	460	RODAMIENTOS	490	EXTREMO PARA SELECTOR	523
DESCONECTORES DE SEGURIDAD	460	RODAMIENTOS DE BIELA	491	MUELLE APRA SELECTOR	522
KITS	461	DESPIECE MOTOR DE 4 TIEMPOS	481	PASADOR PARA SELECTOR	522
LLAVES DE ARRANQUE	458	DF40 • DF50	481	PIN	522
MOTORES DE ARRANQUE	457	DF70 • DF80 • DF90 • DF100	482	VARILLA PARA SELECTOR	523
SOLENOIDE PARA MOTOR DE ARRANQUE	458	DESPIECE MOTOR DE 2 TIEMPOS	480	RODAMIENTOS	523
REGULADORES Y RECTIFICADORES	458	DT40 • DTW	480	ARANDELA / GRUESOS	526
GUÍA REGULADORES Y RECTIFICADORES	459	GUÍA CORREAS DE DISTRIBUCIÓN	492	BOMBA DE ACEITE	523
RELÉ	460	JUNTAS DE MOTOR 4 TIEMPOS	483	BOMBA DE AGUA	523
RELÉ EMC	460	GUÍA JUNTAS DE CULATA	484	CIRCLIP BOMBA AGUA	524
SENSORES	454	JUNTAS BASE ACEITE	485	DIÁBOLO	524
SENSOR CMP	454	JUNTAS BASE DE MOTOR	484	EJE TRANSMISIÓN INFERIOR	524
SENSOR IAC	454	JUNTAS BASE RETÉN	485	EJE TRANSMISIÓN SUPERIOR	524
SENSOR MAP	454	JUNTAS CUERPO DE MARIPOSA	485	PIÑÓN DE ATAQUE	525
TRIM, TILT & POWER TRIM	461	JUNTAS DE ACEITE	485	PIÑÓN MARCHA ATRÁS	526
EXTRACTOR TAPONES DE TRIM	463	JUNTAS DE CULATA	483	PIÑÓN MARCHA AVANTE	525
INSTALACIÓN ELÉCTRICA	461	JUNTAS GUÍA CADENA	485	SISTEMA DE PROPULSIÓN	527
POWER TRIM COMPLETO	462	JUNTAS RETÉN SUPERIOR	486	HÉLICES ALUMINIO E INOXIDABLE DE 3 Y 4 PALAS	527
SENSORES DE TRIM	463	JUNTAS TAPA DE BALANCINES	486	GUÍA HÉLICES CON NÚCLEO INTEGRADO	528
TAPONES DE TRIM	463	JUNTAS TAPA DE FILTRO	485	GUÍA PIEZAS DE COLA	531
TRIM COMPLETO	461	JUNTAS TAPA DE TERMOSTATO	486	HÉLICES PARA NÚCLEO INTERCAMBIABLE	530
SISTEMA DE GOBIERNO	464	JUNTAS TAPA SILENBLOCK	486	KIT CIERRE DE HÉLICE	531
ARNÉS	466	JUNTAS VALVULA DE PRESIÓN	486	NÚCLEO INTERCAMBIABLE	529
EXTENSIÓN ARNÉS SISTEMAS ANALÓGICOS	466	KIT JUNTAS DE CULATA	484	PASADOR DE HÉLICE	532
COMPONENTES	466	JUNTAS DE MOTOR 2 TIEMPOS	487	PASADOR DE LA TUERCA DE HÉLICE	532
CABLES DE ACELERADOR	467	GUÍA JUNTAS DE CULATA	487	SEPARADOR DE HÉLICE	532
CABLES DE CONTROL	467	JUNTAS BASE DE ACEITE	488	TUERCA DE HÉLICE	532
CASQUILLO BASCULANTE	466	JUNTAS DE CULATA	487	REF --> RO	533
		JUNTAS DE CULATÍN	488	RO --> REF	538

SUZUKI

RECAMBIOS MARINOS

DRIVES MAINTENANCE GUIDE & KITS	439	ENGINE CONTROLS	464	GASKET, EXHAUST TUBE	495
FUEL & FILTRATION SYSTEM	442	CONSOLE CONTROL	465	INTAKE SYSTEM 4 STROKES	494
CARBURATOR	453	SIDE CONTROL	464	GASKETS, COLLECTOR	494
CARBURETOR KITS	453	TRIM SWITCH	464	GASKETS, EXHAUST COVER	494
FLOATS	453	SWITCHES FOR ENGINE CONTROLS	465	UNIT DRIVES & COMPONENTS	496
FULL CARBURATOR	453	PANEL TWIN STATION	465	BEARING	523
FUEL FILTERS AND ELEMENTS	445	SWITCH	465	CLIP	524
BRACKET	445	COOLING SYSTEM	468	DIABOLO	524
COMPLET FUEL FILTER	446	ANODES	476	INITIATIVE GEAR	525
COMPLET FUEL FILTER WITH TRANSPARENT BOWL	445	ANODES CANADA METAL	476	LOWER, DRIVE SHAFT	524
FILTER KEY	447	ANODES KIT	477	OIL PUMP	523
HIGH PRESSURE FUEL FILTER	448	ANODES TECNOSEAL	478	POSITIVE GEAR	525
IN-LINE FUEL FILTER	447	GASKET, ANODE COVER	479	REVERSE GEAR	526
RACORS	447	O-RING	479	UPPER, DRIVE SHAFT	524
WATER SEPARATING FUEL FILTER	445	SS SCREW	479	WASHER / SHIM	526
FUEL PUMP	450	IMPELLERS	469	WATER PUMP	523
DIAPHRAGMS & GASKETS	451	IMPELLERS GUIDE	469	CLUTCH DOGS	522
FUEL PUMP ELECTRIC	450	IMPELLER PLATE	471	ARM, CLUTCH	523
FUEL PUMP, HIGH PRESSURE	451	KEY	470	CLUTCH DOGS	522
FUEL PUMP MECHANICAL	450	THERMOSTAT	468	CLUTCH PIN	522
VST GASKETS	451	WATER FLUSH PLUG	469	PIN	522
FUEL PUMP IN LINE	442	WATER PUMP	471	ROD PUSH	523
CLAMP SMALL	443	COVER	472	SPRING CLUTCH	522
COUPLER	443	GASKET	473	DRIVE COMPONENTS	519
FUEL HOSE	442	GASKET BASE	472	DIABOLO, O-RING	521
FUEL LINE ASSEMBLY	442	GUIDE, SERVICE KIT	476	DRAIN EATER TUBE	521
FUEL PUMP	442	HOUSING	471	DRAIN, SCREW AND GASKETS	521
SPRING, FUEL PIPE	443	INSERT CUP	473	GUIDE OF GASKETS KITS	520
FUEL TANK COMPONENTS & CONNECTORS	443	O-RING	472	SEAL KITS	519
TANK CONNECTOR	443	SERVICE KIT	474	SHIFT, BELOW	520
THRU HULL	444	ENGINE PARTS	480	SHIFT, O-RING	520
INJEKTOR	452	CAMSHAFT	483	TURNBUCKLE, CLUTCH ROD	520
GUIDE INJECTORS & SENDERS	452	CRANKSHAFT	490	GEAR CASE PARTS 4 STROKES	496
OIL	450	CRANKSHAFT BEARINGS	490	DF4 • DF5 • DF6	496
OIL FILTER	449	CRANKSHAFT PARTS	490	DF8 • DF9.9 • DF15 • DF20	498
OIL DRAIN PLUG GASKET	449	CONNECTING ROD	491	DF20 • DF25	504
OIL FILTER GUIDE	449	CONNECTING ROD, BEARINGS	491	DF30	506
ELECTRIC SYSTEM	454	CONNECTING ROD, THRUST WASHER	491	DF40 • DF50	508
CDI & POWER PACK	460	ENGINE GASKETS 4 STROKES	483	DF60	510
COILS	455	GASKET	484	DF70	512
COIL	455	GASKET, CYLINDER COVER	486	DF80 • DF90 • DF100	513
REGULATOR-COIL	455	GASKET, CYLINDER HEAD	483	DF115 • DF140	514
CUT OFF SWITCHES	460	GASKET, FILTER COVER	485	DF150 • DF175 • DF200 • DF225 • DF250	517
KIT	461	GASKET KIT, CYLINDER HEAD	484	DF300	518
IGNITION STARTER SWITCH	458	GASKET, MOUNT OIL SEAL COVER	485	PROPULSION SYSTEM	527
REGULATOR AND RECTIFIERS	458	GASKET, OIL GALLERY	485	3 & 4 BLADE ALUMINIUM & SS PROPELLERS	527
REGULATORS AND RECTIFIERS GUIDE	459	GASKET, PRESSURE VALVE	486	COTTER PIN	532
RELAY	460	GASKET, SILEMLOCK COVER	486	INTERCHANGEABLE HUB	529
SENSORS	454	GASKET, THERMOSTAT COVER	486	PROPELLERS APPLICATION WITH RUBBER HUB	528
SENSOR, CMP	454	GASKET, THROTTLE BODY	485	PROPELLERS FOR INTERCHANGEABLE HUB	530
SENSOR, IAC	454	GASKET, TIMING CHAIN GUIDE BASE	485	PROPELLER PIN	532
SENSOR, MAP	454	GASKET, UNDER OIL	485	PROPELLER NUT	532
SPARK	455	GASKET, UPPER SEAL	486	PROPELLER NUT KIT	531
STARTERS	457	ENGINE GASKET 2 STROKES	487	PROPELLER WASHER	532
SOLENOID FOR STARTER	458	CYLINDER HEAD GASKET	487	STERN DRIVE COMPONENTS, APPLICATION	531
STARTERS	457	CYLINDER HEAD GASKET GUIDA	487	REF --> OEM	533
TRIM, TILT & POWER TRIM	461	GASKET, HEAD COVER	488	OEM --> REF	538
COMPLETE POWER TRIM ASSEMBLY	462	GASKET, THERMOSTAT COVER	488		
COMPLETE TRIM ASSEMBLY	461	GASKET, UNDER OIL	488		
TRIM CAP	463	ENGINE PARTS 2 STROKES	480		
TRIM PLUGS EXTRACTOR	463	DT40 • DTW	480		
TRIM SENSORS	463	ENGINE PARTS 4 STROKES	481		
WIRING HARNESS	461	DF40 • DF50	481		
STEERING SYSTEM	464	DF70 • DF80 • DF90 • DF100	482		
ARNES	466	GUIDE TIMING BELT	492		
ARNES EXTENSION ANALOGIC SYSTEM	466	PISTONS	492		
COMPONENTS	466	PISTON KITS	492		
BLOCK CONTROL HANDLE	466	OIL SEALS	488		
BUSH SWIVEL	466	OIL SEALS	488		
CABLE CONNECTOR	466	O-RING DRAIN CAP	490		
CLIP	466	EXHAUST & INTAKE SYSTEM	493		
CONTROL CABLES	467	EXHAUST SYSTEM 4 STROKES	493		
HYDRAULIC STEERING	467	GASKET, COLLECTOR	493		
THROTTLE THROTTLE	467	OIL PAN, GASKET	493		
		MULTI-EXHAUST GASKET	493		
		EXHAUST SYSTEM 2 STROKES	495		
		GASKET, EXHAUST	495		
		GASKET, EXHAUST COVER	495		

GUIDA MANUTENZIONE E KIT	439	CAVO CONNETTORE	466	SISTEMA DI SCARICO E ASPIRAZIONE	493
SISTEMA DI ALIMENTAZIONE E FILTRAZIONE	442	CLIP	466	SISTEMA ASPIRAZIONE 4 TEMPI	494
CARBURATORE	453	PLACCA SERRATURA SELETORE	466	GUARNIZIONE COLLETORE	494
CARBURATORE COMPLETO	453	TAPO GIREVOLE	466	GUARNIZIONE COPERCHIO SCARICO	494
GALLEGGIANTE	453	TIMONERIA IDRAULICA	467	SISTEMA SCARICO 4 TEMPI	493
KIT CARBURATORI	453	INTERRUTTORI PER CONTROLLO	465	GUARNIZIONE CARTER	493
COMPONENTI SERBATOIO E CONNETTORI	443	INTERRUTTORE PANNELLO SINGOLO	465	GUARNIZIONE COLLETORE	493
ATTACCO SERBATOIO	443	PANNELLO DOPPIA STAZIONE	465	GUARNIZIONE SCARICO MULTIPLO	493
PASSASCAFO	444	SISTEMA DI RAFFREDDAMENTO	468	SISTEMA SCARICO 2 TEMPI	495
FILTRI BENZINA E RACCORDI	445	ANODI	476	GUARNIZIONE COPERTURA SCARICO	495
CHIAVE DA FILTRO	447	ANODI CANADA METAL	476	GUARNIZIONE SCARICO	495
FILTRO BENZINA ALTA PRESSIONE	448	ANODI TECNOSEAL	478	GUARNIZIONE TUBO SCARICO	495
FILTRO BENZINA PER MONTARE IN LINEA	447	KIT ANODI	477	UNITÀ DI TRASMISSIONE	496
FILTRO DECANTATORE BENZINA	446	GUARNIZIONE COPERCHIO ANODO	479	COMPONENTI PIEDI	519
FILTRO DI DECANTAZIONE BENZINA COMPLETO CON VASCHETTA TRASPARENTE	445	O-RING	479	DADO ASTA CAMBIO	520
FILTRO SEPARATORE ACQUA-BENZINA	445	VITE INOS	479	DIABOLO	521
RACCORDI	447	GIRANTE	469	GUIDA KIT GUARNIZIONE	520
SUPPORTO	445	CHIAVETTA	470	KIT GUARNIZIONE E TENUTE	519
FILTRO OLIO	449	COPERCHIO GIRANTE	471	MANICOTTO MARCE	520
GUIDA FILTRO OLIO	449	GUIDA GIRANTE	469	O-RING DIAVOLO	521
GUARNIZIONE, TAPO COPPA L'OLIO	449	POMPA ACQUA	471	O-RING MARCE	520
INIETTORE	452	GHIERA INOX	473	TUBO DRENAGGIO ACQUA	521
INIETTORE	452	GUIDA KIT POMPA ACQUA	476	VITI E GUARNIZIONE DRENAGGIO	521
GUIDA INIETTORI E SENSORI	452	COPERCHIO POMPA	472	CUSCINETTO	523
OLIO	450	CORPO, POMPA ACQUA	471	DIAVOLO	524
POMPA BENZINA	450	GUARNIZIONE BASE POMPA	472	CERCLIP	524
ADATTATORE	443	GUARNIZIONE POMPA	472	INFERIORE, ALBERO DI TRASMISSIONE	524
FASCETTE	443	KIT RICAMBI POMPA ACQUA	474	PIGNONE ATTACCO	525
GUARNIZIONE VST	451	TERMOSTATO	468	PIGNONE MARCIA AVANTI	525
MEMBRANA E GUARNIZIONI	451	TAPPO ACQUA	469	PIGNONE MARCIA INDIETRO	526
POMPA BENZINA ALTA PRESSIONE	450	PARTI MOTORE	480	POMPA OLIO	523
POMPA BENZINA ELETTRICA	450	ALBERO A CAMME	483	POMPA ACQUA	523
POMPA BENZINA MECCANICA	450	ALBERO MOTORE	490	RONDELLA / SPESSORE	526
POMPA BENZINA IN LINEA	442	BIELLA	491	SUPERIORE, ALBERO DI TRASMISSIONE	524
MOLLA TUBO COMBUSTIBILE	443	CUSCINETTI ALBERO MOTORE	490	PARTI PIEDI 4 TEMPI	496
POMPA BENZINA	442	CUSCINETTI BIELLA	491	DF4 • DF5 • DF6	496
TUBO BENZINA	442	PARTE ALBERO MOTORE	490	DF8 • DF9,9 • DF15 • DF20	498
TUBO CARBURANTE	442	RONDELLE BIELLA	491	DF20 • DF25	504
SISTEMA ELETTRICO	455	GUARNIZIONI MOTORE 4 TEMPI	483	DF30	506
BOBINE	455	GUARNIZIONE COPERCHIO PUNTERIE	486	DF40 • DF50	508
REGOLATORE - BOBINA	455	GUARNIZIONE BASE MOTORE	484	DF60	510
CANDELE	455	GUARNIZIONE BASE OLIO	485	DF70	512
CDI E CENTRALINA	460	GUARNIZIONE BASE PARAOLIO	485	DF80 • DF90 • DF100	513
CHIAVETTA DI SICUREZZA	460	GUARNIZIONE CARTER, CATENA GUIDA BASE	485	DF115 • DF140	514
KIT	461	GUARNIZIONE COPERCHIO FILTRO	485	DF150 • DF175 • DF200 • DF225 • DF250	517
CHIAVI DI ACCENSIONE	458	GUARNIZIONE COPERCHIO SILEMBLOCK	486	DF300	518
GUIDA REGOLATORE E RETTIFICATORE	459	GUARNIZIONE COPERCHIO TERMOSTATO	486	SELETORE	522
MOTORINI AVVIAMENTO	457	GUARNIZIONE CORPO FARFALLATO	485	ASTA PRESSIONE	523
SOLENOIDE PER MOTORINI AVVIAMENTO	458	GUARNIZIONE OLIO	485	HEBEL	523
REGOLATORI E RADDRIZZATORI	458	GUARNIZIONE PARAOLIO SUPERIORE	486	MOLLA SELETORE	522
GUIDA REGOLATORI RADDRIZZATORI	459	GUARNIZIONE TESTATA	483	PIN SELETORE	522
RELE	460	GUARNIZIONE VALVOLA PRESSIONE	486	SELETORE	522
SENSORE	454	GUIDA GUARNIZIONE TESTATA	484	SPINOTTO	522
SENSORE CMP	454	KIT GUARNIZIONE TESTATA	484	SISTEMA DI PROPULSIONE	527
SENSORE IAC	454	GUARNIZIONI MOTORE 2 TEMPI	487	ELICHE ALLUMINIO E INOX DA 2 E 4 PALE	527
SENSORE MAP	454	GUARNIZIONE BASE OLIO	488	COPPIGLIA	532
TRIM, TILT & POWER TRIM	461	GUARNIZIONE COPERCHIO TERMOSTATO	488	DADO DI ELICA	532
ESTRATTORE PER TAPPI DI TRIM	463	GUARNIZIONE COPERCHIO TESTATA	488	DISTANZIALE ELICA	532
INSTALLAZIONE ELETTRICA	461	GUARNIZIONE DE TESTATA	487	ELICHE PER MOZZO INTERCAMBIABILE	530
MOTORINO POWER TRIM COMPLETO	462	GUIDA GUARNIZIONE TESTATA	487	GUIDA ELICHE CON MOZZO	528
MOTORINO TRIM COMPLETO	461	GUIDA CINGHIE DISTRIBUZIONE	492	GUIDA RICAMBIO PIEDE	531
SENSORI TRIM	463	PARAOLIO	488	KIT CHIUSURA ELICA	531
TAPPO TRIM	463	GUARNIZIONE TAPPO DRENAGIO	490	MOZZO INTERCAMBIABILE	529
SISTEMA DI GUIDA	464	PARTI MOTORE 4 TEMPI	481	PIN ELICA	532
CAVI	466	DF40 • DF50	481	REF --> RO	533
ESTENSIONE SISTEMA ANALOGICO	466	DF70 • DF80 • DF90 • DF100	482	RO --> REF	538
COMANDI DI CONTROLLO	464	PARTI MOTORE 2 TEMPI	480		
COMANDO LATERALE	464	DT40 • DTW	480		
COMANDO PER CONSOLLA	465	PISTONE	492		
INTERRUTTORE COMANDO	464	KIT PISTONE	492		
COMPONENTI	466				
CAVO ACCELERATORE	467				
CAVO COMANDO	467				

GUIDE MAINTENANCE KITS	439	CÂBLE D'ACCELERATEUR	467	ROULEMENTS DE BIELLE	491
SYSTÈME D'ALIMENTATION ET DE FILTRATION	442	CÂBLES DE COMMANDE	467	ROULEMENTS VILEBREQUIN	490
CARBURATEUR	453	CALE POIGNEE DE CONTRÔLE	466	SYSTÈME D'ÉCHAPPEMENT ET SYSTÈME D'ADMISSION	493
CARBURATEUR COMPLET	453	CLIP	466	SYSTÈME D'ADMISSION 4 TEMPS	494
FLOTTEUR DE CARBURATEUR	453	DIRECTION HYDRAULIQUE	467	JOINTS DE COLLECTEUR	494
KIT CARBURATEUR	453	EMBOUT DE CÂBLE	466	JOINTS DE COUVERCLE D'ÉCHAPPEMENT	494
COMPOSANTS ET CONNECTEURS DU RÉSERVOIR	443	FAISCEAU ELECTRIQUE	466	SYSTÈME D'ÉCHAPPEMENT 4 TEMPS	493
PASSE-CLOISON	444	RALLONGE FAISCEAU SYSTÈME ANALOGIQUE	466	JOINTS COLLECTEUR	493
RACCORDS DE RESERVOIR	443	INTERRUPTEUR DE CONTRÔLE	465	JOINTS DE CARTER	493
FILTRE À ESSENCE ET CARTOUCHE DE RECHANGE	445	BOITIER DE DEMARRAGE 2 MOTEURS	465	JOINTS DE PIPE D'ÉCHAPPEMENT	493
CLÉ À FILTRE	447	TABEAU DE COMMANDE SIMPLE	465	SYSTÈME D'ÉCHAPPEMENT 2 TEMPS	495
FILTRE DÉCANTEUR ESSENCE	446	SYSTÈME DE REFROIDISSEMENT	468	JOINTS D'ÉCHAPPEMENT	495
FILTRE DÉCANTEUR ESSENCE AVEC BOL TRANSPARENT	445	ANODES	476	JOINTS DE PLAQUE D'ÉCHAPPEMENT	495
FILTRE À ESSENCE EN LIGNE	447	ANODE CANADA METAL	476	JOINTS DE TUBE D'ÉCHAPPEMENT	495
FILTRE À ESSENCE HAUTE PRESION	448	ANODE TECNOSEAL	478	EMBASES ET PIÈCES	496
FILTRE SÉPARATEUR EAU-ESSENCE	455	KIT ANODES	476	CRABOT	522
RACCORDS	447	JOINT, COUVERCLE D'ANODE	479	EMBOUT DE SELECTEUR	523
TÊTE DE FILTRE À ESSENCE	445	JOINT TORIQUE	479	PIN	522
FILTRE À HUILE	449	VIS INOX	479	PIVOT	522
GUIDE FILTRE A HUILE	449	GUIDE TURBINES	469	RESSORT DE SELECTEUR	522
JOINT DE VIDANGE	449	CLAVETTE	470	TIGE DE POUSSEE	523
HUILES	450	GUIDE DE TURBINES	469	PIÈCES D'EMBASES DE 4 TEMPS	496
INJECTEURS	452	PLAQUE DE POMPE À EAU	471	DF4 • DF5 • DF6	496
GUIDE INJECTEURS ET SONDAS	452	POMPE D'EAU	471	DF8 • DF9,9 • DF15 • DF20	498
POIRE À CARBURANT	442	CORPS DE POMPE À EAU	471	DF20 • DF25	504
COLLIER	443	GUIDE KITS POMPES A EAU	476	DF30	506
POIRE À CARBURANT	442	INSERT INOX	473	DF40 • DF50	508
RACCORD COUPLEUR	443	JOINTS, BASE DE POMPE À EAU	472	DF60	510
RESSORT, TUYAU DE CARBURANT	443	JOINTS POMPE	473	DF70	512
TUYAU CARBURANT	442	JOINTS, TORIQUE DE POMPE À EAU	472	DF80 • DF90 • DF100	513
POMPE À ESSENCE	450	KIT REPARATION DE POMPE À EAU	474	DF115 • DF140	514
JOINTS VST	451	PLAQUE DE POMPE À EAU	472	DF150 • DF175 • DF200 • DF225 • DF250	517
MEMBRANES ET JOINTS	451	THERMOSTAT	468	DF300	518
POMPE À ESSENCE ELECTRIQUE	450	BOUCHON DE REGROIDISSEMENT	469	PIÈCES D'EMBASES	519
POMPE À ESSENCE HAUTE PRESSION	451	PIÈCES MOTEUR	480	DIABOLO	521
POMPE À ESSENCE MECANIQUE	450	ARBRE À CAMES	483	ÉCROU DU LEVIER DE CHANGEMENT DE VITESSE	520
SYSTÈME ÉLECTRIQUE	455	GUIDE DES COURROIES DE DISTRIBUTION	492	GUIDE DES KITS JOINTS	520
BOBINES	455	JOINTS DE MOTEUR 4 TEMPS	483	JOINT TORIQUE DU LEVIER	520
REGULATEUR-BOBINE	455	GUIDE JOINTS DE CULASSE	484	JOINT TORIQUE DU DIABOLO	521
BOUGIES	455	JOINTS D'HUILE	485	KITS JOINTS D'EMBASES	519
CAPTEURS	454	JOINTS D'HUILE SUPERIEUR	486	SOUFFLET DU LEVIER DE CHANGEMENT DE VITESSE	520
CAPTEUR CMP	454	JOINTS DE CACHE CULBUTEUR	486	TUBE DE VIDANGE DE LA POMPE À EAU	521
CAPTEUR IAC	454	JOINTS DE COUVERCLE	485	VIS ET JOINTS DE VIDANGE	521
CAPTEUR MAP	454	JOINTS DE COUVERCLE SILEMBLOCK	486	ROULEMENT	523
CDI ET BOITIER ELECTRONIQUE	460	JOINTS DE COUVERCLE DE FILTRE	485	CLIPS	524
CONTACTEUR A CLÉ	458	JOINTS DE GUIDE CHAINE	485	DE DIABOLO	524
COUPE CIRCUIT DE SECURITE	460	JOINTS DE THROTTLE BODY	485	DE POMPE À EAU	523
KITS	461	JOINTS LOGEMENT THERMOSTAT	486	DE POMPE À HUILE	523
DEMARREUR	457	JOINTS SOUPAPE DE PRESSION	486	INFERIEUR D'ARBRE DE TRANSMISSION	524
SOLENOIDE POUR DEMARREUR	458	JOINTS BASE D'HUILE	485	PIGNON D'ATTAQUE	525
REGULATEURS ET RECTIFIEURS	458	JOINTS DE CULASSE	483	PIGNON DE MARCHÉ AVANT	525
GUIDE REGULATEURS ET RECTIFIEURS	459	JOINTS DE TÊTE MOTRICE	484	PIGNON DE MARCHÉ ARRIÈRE	526
RELAIS	460	KIT JOINTS DE MOTEUR	484	RONDELLE / CALE	526
TRIM, TILT & POWER TRIM	461	JOINTS DE MOTEUR 2 TEMPS	487	SUPERIEUR D'ARBRE DE TRANSMISSION	524
BOUCHON VERIN DE TRIM	463	GUIDE JOINTS DE CULASSE	487	SYSTEME DE PROPULSION	527
EMETTEUR DE TRIM	463	JOINT DE COUVRE CULASSE	488	HÉLICE ALUMINIUM ET INOX 3 ET 4 PALES	527
INSTALLATION ELECTRIQUE	461	JOINTS DE CULASSE	487	CLAVETTE D'HÉLICE	532
KIT EXTRACTEUR	463	JOINTS DE TÊTE MOTRICE	488	ÉCROU D'HÉLICE	532
MOTEUR DE TRIM	461	JOINTS LOGEMENT THERMOSTAT	488	ENTRETOIS D'HÉLICE	532
POWER TRIM COMPLET	462	JOINT SPI	488	GUIDE DES HÉLICES ET MOYEUX	528
SYSTÈME DE COMMANDE	464	JOINT DE VIDANGE	490	GUIDE DES PIÈCES D'EMBASE	531
BOITIER DE COMMANDE	464	PIECES MOTEURS DE 4 TEMPS	481	GOUPILLE D'ECROU D'HÉLICE	532
BOITIER LATERAL	464	DF40 • DF50	481	HÉLICES AVEC MOYEU INTERCHANGEABLE	530
BOITIER POUR CONSOLE	465	DF70 • DF80 • DF90 • DF100	482	KIT ÉCROU D'HÉLICE	531
INTERRUPTEUR TRIM	464	PIECES MOTEUR 2 TEMPS	480	MOYEU INTERCHANGEABLE	529
COMPOSANT	466	DT40 • DTW	480	REF --> RO	533
BAGUE	466	PISTONS	492	RO --> REF	538
		BOITIER PISTON	492		
		VILEBREQUIN	490		
		BIELLE	491		
		PARTIES DE VILEBREQUIN	490		
		RONDELLE DE BIELLE	491		

GUÍA KITS
MANTENIMIENTO

MAINTENANCE
GUIDE & KITS

GUIDA
MANUTENZIONE
E KIT

GUIDE
MAINTENANCE
KITS

	KIT	REF						
DF2 DF2.5 (2006-11)		REC17400-97820	REC17461-97JMO	TURBINA	IMPELLER	GIRANTE	TURBINE	1
			NGKCR6HSA	BUJÍA	SPARK PLUG	CANDELE	BOUGIE	1
			PAGB/T91-1.6X12	PIN BLOQUEADOR	COTTER PIN	COPPIGLIA	GOUPILLE	1
			REC09168-10022	ARANDELA TAPÓN	CAP, O-RING	RONDELLA TAPPO	JOINT DE VIDANGE	1
			REC59178-97J00	JUNTA DRENAJE COLA	DRAIN PLUG GASKET	GUARNIZIONE DRENAGGIO	JOINT DE VIDANGE D'EMBASE	2
			CM55321-87J00A	ÁNODO	ANODE	ANODO	ANODE	1
			PAJASOF404-19-033	TÓRICA	O-RING	O-RING	JOINT TORIQUE	1
			PAGB/T879.1-2.5X14	PIN	PIN	PIN	PIN	1
			REC17471-97J00	PLACA	PLATE	PIASTRA	PLAQUE	1
			REC17472-97J00	JUNTA BASE DE BOMBA	GASKET, CASE	GUARNIZIONE, BASE POMPA	JOINT, BASE POMPE	1
DF2 DF2.5 (2012+)		REC17400-97810	REC17461-97JMO	TURBINA	IMPELLER	GIRANTE	TURBINE	1
			NGKCR6HSA	BUJÍA	SPARK PLUG	CANDELE	BOUGIE	1
			REC91490-40030	PIN BLOQUEADOR	COTTER PIN	COPPIGLIA	GOUPILLE	1
			REC09168-10022	ARANDELA TAPÓN	CAP, O-RING	RONDELLA TAPPO	JOINT DE VIDANGE	1
			REC59178-97J00	JUNTA DRENAJE COLA	DRAIN PLUG GASKET	GUARNIZIONE DRENAGGIO	JOINT DE VIDANGE D'EMBASE	2
			CM55321-87J00A	ÁNODO	ANODE	ANODO	ANODE	1
			PAJASOF404-19-033	TÓRICA	O-RING	O-RING	JOINT TORIQUE	1
			PAGB/T879.1-2.5X14	PIN	PIN	PIN	PIN	1
			REC17471-97JLO	PLACA	PLATE	PIASTRA	PLAQUE	1
			REC17472-97JLO	JUNTA BASE DE BOMBA	GASKET, CASE	GUARNIZIONE, BASE POMPA	JOINT, BASE POMPE	1
DF4 DF5 DF6 (2002-10)		REC17400-91860	REC17400-98661	KIT BOMBA DE AGUA	WATER PUMP KIT	KIT POMPA ACQUA	KIT POMPE À EAU	1
			REC91490-40030	PIN BLOQUEADOR	COTTER PIN	COPPIGLIA	GOUPILLE	1
			NGKBPR6ES	BUJÍA	SPARK PLUG	CANDELE	BOUGIE	1
			REC09168-10022	ARANDELA TAPÓN	CAP, O-RING	RONDELLA TAPPO	JOINT DE VIDANGE	3
			CM55321-87J00A	ÁNODO	ANODE	ANODO	ANODE	2
DF4 DF5 DF6 (2011+)		REC17400-91830	REC17400-98661	KIT BOMBA DE AGUA	WATER PUMP KIT	KIT POMPA ACQUA	KIT POMPE À EAU	1
			REC91490-40030	PIN BLOQUEADOR	COTTER PIN	COPPIGLIA	GOUPILLE	1
			NGKCPR6EA-9	BUJÍA	SPARK PLUG	CANDELE	BOUGIE	1
			REC09168-10022	ARANDELA TAPÓN	CAP, O-RING	RONDELLA TAPPO	JOINT DE VIDANGE	3
			CM55321-87J00A	ÁNODO	ANODE	ANODO	ANODE	2
DF8A DF9.9A (2010+)		REC17400-99840	REC15410-98500	FILTRO COMBUSTIBLE	FUEL FILTER	FILTRO COMBUSTIBILE	FILTRE À ESSENCE	1
			REC16510-05240	FILTRO DE ACEITE	OIL FILTER	FILTRO OLIO	FILTRE A HUILE	1
			REC09204-02004	PIN BLOQUEADOR	COTTER PIN	COPPIGLIA	GOUPILLE	1
			REC09280-54001	TÓRICA	O-RING	O-RING	JOINT TORIQUE	1
			REC09168-12017	JUNTA	GASKET	GUARNIZIONE	JOINT	1
			REC59178-97J00	JUNTA DRENAJE COLA	DRAIN PLUG GASKET	GUARNIZIONE DRENAGGIO	JOINT DE VIDANGE D'EMBASE	2
			CM55321-87J00A	ÁNODO	ANODE	ANODO	ANODE	2
			REC09280-22019	TÓRICA	O-RING	O-RING	JOINT TORIQUE	1
			NGKCR6E	BUJÍA	SPARK PLUG	CANDELE	BOUGIE	2
			REC17400-99J01	KIT BOMBA DE AGUA	WATER PUMP KIT	KIT POMPA ACQUA	KIT POMPE À EAU	1
DF9.9B DF15 (2011-13)		REC17400-94810	REC17400-94J00	KIT BOMBA DE AGUA	WATER PUMP KIT	KIT POMPA ACQUA	KIT POMPE À EAU	1
			REC09204-02004	PIN BLOQUEADOR	COTTER PIN	COPPIGLIA	GOUPILLE	1
			NGKCPR6EA-9	BUJÍA	SPARK PLUG	CANDELE	BOUGIE	2
			REC16510-05240	FILTRO DE ACEITE	OIL FILTER	FILTRO OLIO	FILTRE A HUILE	1
			CM5033167	ÁNODO	ANODE	ANODO	ANODE	1
			REC09168-12017	JUNTA	GASKET	GUARNIZIONE	JOINT	1
			REC09168-10022	ARANDELA TAPÓN	CAP, O-RING	RONDELLA TAPPO	JOINT DE VIDANGE	2
DF9.9B DF15A DF20A (2013+)		REC17400-89810	REC15410-98500	FILTRO COMBUSTIBLE	FUEL FILTER	FILTRO COMBUSTIBILE	FILTRE À ESSENCE	1
			REC17400-99J01	KIT BOMBA DE AGUA	WATER PUMP KIT	KIT POMPA ACQUA	KIT POMPE À EAU	1
			REC09204-02004	PIN BLOQUEADOR	COTTER PIN	COPPIGLIA	GOUPILLE	1
			NGKCPR6EA-9	BUJÍA	SPARK PLUG	CANDELE	BOUGIE	2
			REC16510-05240	FILTRO DE ACEITE	OIL FILTER	FILTRO OLIO	FILTRE A HUILE	1
			REC09280-54001	TÓRICA	O-RING	O-RING	JOINT TORIQUE	1
			CM55321-87J00A	ÁNODO	ANODE	ANODO	ANODE	2
			REC09280-22019	TÓRICA	O-RING	O-RING	JOINT TORIQUE	1
DF20 DF25 V2 (2006+)		REC17400-95870	REC17400-95J02	KIT BOMBA DE AGUA	WATER PUMP KIT	KIT POMPA ACQUA	KIT POMPE À EAU	1
			REC16510-87J00	FILTRO DE ACEITE	OIL FILTER	FILTRO OLIO	FILTRE A HUILE	1
			NGKBKR6E	BUJÍA	SPARK PLUG	CANDELE	BOUGIE	2
			REC91490-40030	PIN BLOQUEADOR	COTTER PIN	COPPIGLIA	GOUPILLE	1
			REC09168-10022	ARANDELA TAPÓN	CAP, O-RING	RONDELLA TAPPO	JOINT DE VIDANGE	2
			REC09168-12012	JUNTA	GASKET	GUARNIZIONE	JOINT	1
			CM55321-87J00A	ÁNODO	ANODE	ANODO	ANODE	5
			REC09280-22019	TÓRICA	O-RING	O-RING	JOINT TORIQUE	1
			REC17413-95J00	CASQUILLO INOX	SLEEVE WATER PUMP	CAPPUCCIO	INSERT DE POMPE À EAU	1
			REC15410-87J30	FILTRO COMBUSTIBLE	FUEL FILTER	FILTRO COMBUSTIBILE	FILTRE À ESSENCE	1

	KIT	REF						
DF25 DF30 (2001-10)		REC17400-89820	REC17400-96403	KIT BOMBA DE AGUA	WATER PUMP KIT	KIT POMPA ACQUA	KIT POMPE À EAU	1
		REC16510-87J00	FILTRO DE ACEITE	OIL FILTER	FILTRO OLIO	FILTRE A HUILE	1	
		NGKDCPR6E	BUJÍA	SPARK PLUG	CANDELE	BOUGIE	3	
		REC91490-40030	PIN BLOQUEADOR	COTTER PIN	COPPIGLIA	GOUPILLE	1	
		REC09168-10022	ARANDELA TAPÓN	CAP, O-RING	RONDELLA TAPPO	JOINT DE VIDANGE	2	
		REC09168-12012	JUNTA	GASKET	GUARNIZIONE	JOINT	1	
		CM55321-87J00A	ANODO	ANODE	ANODO	ANODE	1	
		REC15410-87J10	FILTRO COMBUSTIBLE	FUEL FILTER	FILTRO COMBUSTIBILE	FILTRE À ESSENCE	1	
		REC17400-94821	REC17400-94L00	KIT BOMBA DE AGUA	WATER PUMP KIT	KIT POMPA ACQUA	KIT POMPE À EAU	1
		REC91490-40030	PIN BLOQUEADOR	COTTER PIN	COPPIGLIA	GOUPILLE	1	
NGKDCPR6EA-9	BUJÍA	SPARK PLUG	CANDELE	BOUGIE	3			
REC16510-87J00	FILTRO DE ACEITE	OIL FILTER	FILTRO OLIO	FILTRE A HUILE	1			
CM55321-87J00A	ANODO	ANODE	ANODO	ANODE	5			
REC09280-22019	TÓRICA	O-RING	O-RING	JOINT TORIQUE	1			
REC09168-12017	JUNTA	GASKET	GUARNIZIONE	JOINT	1			
REC59178-97J00	JUNTA DRENAJE COLA	DRAIN PLUG GASKET	GUARNIZIONE DRENAGGIO	JOINT DE VIDANGE D'EMBASE	2			
REC15410-87L00	FILTRO COMBUSTIBLE	FUEL FILTER	FILTRO COMBUSTIBILE	FILTRE À ESSENCE	1			
DF40 DF50 (2006-10)		REC17400-87820	REC17400-96403	KIT BOMBA DE AGUA	WATER PUMP KIT	KIT POMPA ACQUA	KIT POMPE À EAU	1
		REC16510-87J00	FILTRO DE ACEITE	OIL FILTER	FILTRO OLIO	FILTRE A HUILE	1	
		NGKDCPR6E	BUJÍA	SPARK PLUG	CANDELE	BOUGIE	3	
		REC91490-40030	PIN BLOQUEADOR	COTTER PIN	COPPIGLIA	GOUPILLE	1	
		REC09168-10022	ARANDELA TAPÓN	CAP, O-RING	RONDELLA TAPPO	JOINT DE VIDANGE	2	
		REC09168-12012	JUNTA	GASKET	GUARNIZIONE	JOINT	1	
		CM55321-87J00A	ANODO	ANODE	ANODO	ANODE	2	
		REC09280-22019	TÓRICA	O-RING	O-RING	JOINT TORIQUE	2	
		REC15410-87J30	FILTRO COMBUSTIBLE	FUEL FILTER	FILTRO COMBUSTIBILE	FILTRE À ESSENCE	1	
		REC17400-88810	REC17400-88L00	KIT BOMBA DE AGUA	WATER PUMP KIT	KIT POMPA ACQUA	KIT POMPE À EAU	1
REC91490-40030	PIN BLOQUEADOR	COTTER PIN	COPPIGLIA	GOUPILLE	1			
REC16510-87J00	FILTRO DE ACEITE	OIL FILTER	FILTRO OLIO	FILTRE A HUILE	1			
NGKDCPR6E	BUJÍA	SPARK PLUG	CANDELE	BOUGIE	3			
REC09168-12012	JUNTA	GASKET	GUARNIZIONE	JOINT	1			
REC09168-10022	ARANDELA TAPÓN	CAP, O-RING	RONDELLA TAPPO	JOINT DE VIDANGE	2			
CM55321-87J00A	ANODO	ANODE	ANODO	ANODE	3			
REC09280-22019	TÓRICA	O-RING	O-RING	JOINT TORIQUE	2			
REC15410-88L00	FILTRO COMBUSTIBLE	FUEL FILTER	FILTRO COMBUSTIBILE	FILTRE À ESSENCE	1			
DF60 DF70 (1997-07)		REC17400-99870	REC17400-87E04	KIT BOMBA DE AGUA	WATER PUMP KIT	KIT POMPA ACQUA	KIT POMPE À EAU	1
		REC16510-87J00	FILTRO DE ACEITE	OIL FILTER	FILTRO OLIO	FILTRE A HUILE	1	
		NGKBPR6ES	BUJÍA	SPARK PLUG	CANDELE	BOUGIE	4	
		REC91490-40030	PIN BLOQUEADOR	COTTER PIN	COPPIGLIA	GOUPILLE	1	
		REC09168-10022	ARANDELA TAPÓN	CAP, O-RING	RONDELLA TAPPO	JOINT DE VIDANGE	2	
		REC09168-12012	JUNTA	GASKET	GUARNIZIONE	JOINT	1	
		CM55321-87J00A	ANODO	ANODE	ANODO	ANODE	1	
		REC15410-87J30	FILTRO COMBUSTIBLE	FUEL FILTER	FILTRO COMBUSTIBILE	FILTRE À ESSENCE	1	
		REC17400-87810	REC17400-87L01	KIT BOMBA DE AGUA	WATER PUMP KIT	KIT POMPA ACQUA	KIT POMPE À EAU	1
		REC16510-90J00	FILTRO DE ACEITE	OIL FILTER	FILTRO OLIO	FILTRE A HUILE	1	
NGKDCPR6E	BUJÍA	SPARK PLUG	CANDELE	BOUGIE	4			
REC09168-12012	JUNTA	GASKET	GUARNIZIONE	JOINT	1			
REC09168-10034	JUNTA	GASKET	GUARNIZIONE	JOINT	2			
CM55321-87J00A	ANODO	ANODE	ANODO	ANODE	3			
REC91490-40030	PIN BLOQUEADOR	COTTER PIN	COPPIGLIA	GOUPILLE	1			
REC09280-22019	TÓRICA	O-RING	O-RING	JOINT TORIQUE	3			
REC15410-87L00	FILTRO COMBUSTIBLE	FUEL FILTER	FILTRO COMBUSTIBILE	FILTRE À ESSENCE	1			
DF100 DF115 (2010-12)		REC17400-92840	REC17400-92J21	KIT BOMBA DE AGUA	WATER PUMP KIT	KIT POMPA ACQUA	KIT POMPE À EAU	1
		REC16510-90J00	FILTRO DE ACEITE	OIL FILTER	FILTRO OLIO	FILTRE A HUILE	1	
		NGKBKR6E	BUJÍA	SPARK PLUG	CANDELE	BOUGIE	4	
		REC91490-40030	PIN BLOQUEADOR	COTTER PIN	COPPIGLIA	GOUPILLE	1	
		REC09168-10022	ARANDELA TAPÓN	CAP, O-RING	RONDELLA TAPPO	JOINT DE VIDANGE	2	
		REC09168-12012	JUNTA	GASKET	GUARNIZIONE	JOINT	1	
		CM55321-87J00A	ANODO	ANODE	ANODO	ANODE	4	
		REC09280-22019	TÓRICA	O-RING	O-RING	JOINT TORIQUE	2	
		REC09420-05009	CHAVETA	KEY	CHIAVETTA	CLAVETTE	1	
		REC15410-87J30	FILTRO COMBUSTIBLE	FUEL FILTER	FILTRO COMBUSTIBILE	FILTRE À ESSENCE	1	

	KIT	REF						
DF100A DF115A DF140A (2013+)		REC17400-92821	REC17400-92J21	KIT BOMBA DE AGUA	WATER PUMP KIT	KIT POMPA ACQUA	KIT POMPE À EAU	1
		REC16510-90J00	FILTRO DE ACEITE	OIL FILTER	FILTRO OLIO	FILTRE A HUILE	1	
		NGKBKR6E	BUJÍA	SPARK PLUG	CANDELE	BOUGIE	4	
		REC91490-40030	PIN BLOQUEADOR	COTTER PIN	COPPIGLIA	GOUPILLE	1	
		REC09168-10022	ARANDELA TAPÓN	CAP, O-RING	RONDELLA TAPPO	JOINT DE VIDANGE	2	
		REC09168-12012	JUNTA	GASKET	GUARNIZIONE	JOINT	1	
		CM55321-87J00A	ANODO	ANODE	ANODO	ANODE	4	
		REC09280-22019	TÓRICA	O-RING	O-RING	JOINT TORIQUE	2	
		REC09420-05009	CHAVETA	KEY	CHIAVETTA	CLAVETTE	1	
	REC15412-92J00	FILTRO COMBUSTIBLE	FUEL FILTER	FILTRO COMBUSTIBILE	FILTRE À ESSENCE	1		
DF140 (2010-12)		REC17400-92850	REC17400-92J21	KIT BOMBA DE AGUA	WATER PUMP KIT	KIT POMPA ACQUA	KIT POMPE À EAU	1
		REC16510-90J00	FILTRO DE ACEITE	OIL FILTER	FILTRO OLIO	FILTRE A HUILE	1	
		NGKBKR6E	BUJÍA	SPARK PLUG	CANDELE	BOUGIE	4	
		REC91490-40030	PIN BLOQUEADOR	COTTER PIN	COPPIGLIA	GOUPILLE	1	
		REC09168-10022	ARANDELA TAPÓN	CAP, O-RING	RONDELLA TAPPO	JOINT DE VIDANGE	2	
		REC09168-12012	JUNTA	GASKET	GUARNIZIONE	JOINT	1	
		CM55321-87J00A	ANODO	ANODE	ANODO	ANODE	4	
		REC09280-22019	TÓRICA	O-RING	O-RING	JOINT TORIQUE	2	
		REC09420-05009	CHAVETA	KEY	CHIAVETTA	CLAVETTE	1	
	REC15410-87J30	FILTRO COMBUSTIBLE	FUEL FILTER	FILTRO COMBUSTIBILE	FILTRE À ESSENCE	1		
DF150 DF175 (2006+)		REC17400-96821	REC17400-96J03	KIT BOMBA DE AGUA	WATER PUMP KIT	KIT POMPA ACQUA	KIT POMPE À EAU	1
		REC16510-96J00	FILTRO DE ACEITE	OIL FILTER	FILTRO OLIO	FILTRE A HUILE	1	
		NGKBKR6E	BUJÍA	SPARK PLUG	CANDELE	BOUGIE	4	
		REC91490-40030	PIN BLOQUEADOR	COTTER PIN	COPPIGLIA	GOUPILLE	1	
		REC09168-10034	JUNTA	GASKET	GUARNIZIONE	JOINT	2	
		REC09168-12012	JUNTA	GASKET	GUARNIZIONE	JOINT	1	
		CM55321-87J00A	ANODO	ANODE	ANODO	ANODE	6	
		REC09280-22019	TÓRICA	O-RING	O-RING	JOINT TORIQUE	5	
		REC17413-96J01	CASQUILLO INOX	SLEEVE WATER PUMP	CAPPUCCIO	INSERT DE POMPE À EAU	1	
	REC15410-96J00	FILTRO COMBUSTIBLE	FUEL FILTER	FILTRO COMBUSTIBILE	FILTRE À ESSENCE	1		
DF200 DF225 DF250 (2011+)		REC17400-93851	REC17400-93J01	KIT BOMBA DE AGUA	WATER PUMP KIT	KIT POMPA ACQUA	KIT POMPE À EAU	1
		REC16510-96J00	FILTRO DE ACEITE	OIL FILTER	FILTRO OLIO	FILTRE A HUILE	1	
		NGKBKR6E	BUJÍA	SPARK PLUG	CANDELE	BOUGIE	6	
		REC91490-40030	PIN BLOQUEADOR	COTTER PIN	COPPIGLIA	GOUPILLE	1	
		REC09168-10034	JUNTA	GASKET	GUARNIZIONE	JOINT	2	
		REC09168-12012	JUNTA	GASKET	GUARNIZIONE	JOINT	1	
		CM55321-87J00A	ANODO	ANODE	ANODO	ANODE	7	
		REC09280-22019	TÓRICA	O-RING	O-RING	JOINT TORIQUE	7	
		CM55321-94900A	ANODO	ANODE	ANODO	ANODE	1	
	REC15412-93J10	FILTRO COMBUSTIBLE	FUEL FILTER	FILTRO COMBUSTIBILE	FILTRE À ESSENCE	1		
DF200A/AP DF150AP DF175AP (2016+)		REC17400-96832	REC17400-96J02	KIT BOMBA DE AGUA	WATER PUMP KIT	KIT POMPA ACQUA	KIT POMPE À EAU	1
		REC16510-96J00	FILTRO DE ACEITE	OIL FILTER	FILTRO OLIO	FILTRE A HUILE	1	
		NGKLR6E	BUJÍA	SPARK PLUG	CANDELE	BOUGIE	4	
		REC91490-40030	PIN BLOQUEADOR	COTTER PIN	COPPIGLIA	GOUPILLE	1	
		REC09168-10034	JUNTA	GASKET	GUARNIZIONE	JOINT	2	
		REC09168-12012	JUNTA	GASKET	GUARNIZIONE	JOINT	1	
		REC55321-87J01AL	ANODO	ANODE	ANODO	ANODE	6	
		REC09280-22019	TÓRICA	O-RING	O-RING	JOINT TORIQUE	5	
		REC17413-96J01	CASQUILLO INOX	SLEEVE WATER PUMP	CAPPUCCIO	INSERT DE POMPE À EAU	1	
	REC15412-92J00	FILTRO COMBUSTIBLE	FUEL FILTER	FILTRO COMBUSTIBILE	FILTRE À ESSENCE	1		
DF250A DF250S DF300 (A) (2011+)		REC17400-98861	REC17400-98J01	KIT BOMBA DE AGUA	WATER PUMP KIT	KIT POMPA ACQUA	KIT POMPE À EAU	1
		REC16510-96J00	FILTRO DE ACEITE	OIL FILTER	FILTRO OLIO	FILTRE A HUILE	1	
		NGKBKR6E	BUJÍA	SPARK PLUG	CANDELE	BOUGIE	6	
		REC91490-40030	PIN BLOQUEADOR	COTTER PIN	COPPIGLIA	GOUPILLE	1	
		REC09168-10034	JUNTA	GASKET	GUARNIZIONE	JOINT	2	
		REC09168-12012	JUNTA	GASKET	GUARNIZIONE	JOINT	1	
		CM55321-87J00A	ANODO	ANODE	ANODO	ANODE	8	
		REC09280-22019	TÓRICA	O-RING	O-RING	JOINT TORIQUE	7	
		CM55321-94900A	ANODO	ANODE	ANODO	ANODE	1	
	REC15412-93J10	FILTRO COMBUSTIBLE	FUEL FILTER	FILTRO COMBUSTIBILE	FILTRE À ESSENCE	1		

SISTEMA DE ALIMENTACIÓN Y FILTRACIÓN FUEL & FILTRATION SYSTEM

SISTEMA DI ALIMENTAZIONE E FILTRAZIONE SYSTÈME D'ALIMENTATION ET DE FILTRATION

BOMBA DE COMBUSTIBLE

FUEL PUMP

POMPA BENZINA

POIRE À CARBURANT

BOMBA DE COMBUSTIBLE

FUEL PUMP

POMPA BENZINA

POIRE À CARBURANT

Fabricada con elastómeros termoplásticos inyectados, resistentes al alcohol y rayos UV.s

Premium quality bulb resistance to alcohol as well as UV and ozone.

Fabbricata con elastomero termoplastico, resistente ai solventi e raggi UV.

Fabriqu  avec des  lastom res thermo-plastiques inject s, r sistant   l'alcool et aux rayons UV.

REF	RO OEM			
GS31187	65770-95541	1/4" = 6 mm	1	
GS31090	65770-95504	5/16" = 8 mm	1	
GS31095	65770-93J12	3/8" = 9.5 mm	1	
GS31090	65770-90J12	5/16" = 8 mm	1	

GOLDENSHIP



L NEA DE COMBUSTIBLE

FUEL LINE ASSEMBLY

TUBO CARBURANTE

TUYAU CARBURANT

Universal. Manguera resistente al alcohol.

Universal. Alcohol resistant hose.

Universale. Tubo resistente ai solventi.

Universel. Tuyau r sistant   l'alcool.

REF		
GS31096	5/16" x 2 m	1
GS31097	3/8" x 2 m	1
GS31099	8 mm x 2 m	1
SIE18-8013	5/16" x 2 m	1
SIE18-8015	3/8" x 2 m	1



SIE18-8013
SIE18-8015

REF		
GS31189	3/8" x 2 m	1

GOLDENSHIP



REF		
GS31183	6 mm x 2 m	1

GOLDENSHIP

new

MANGUERA DE COMBUSTIBLE

FUEL HOSE

TUBO BENZINA

TUYAU CARBURANT

Manguera «Trident» para l neas de combustible. Con refuerzo termopl stico que le permite excelente flexibilidad y resistencia a los rayos UV. Color gris. Resistente al alcohol. Especialmente indicado para motores fueraborda. Garant a: 3 a os

Marine fuel hose (distribution and vent) for outboards. Fuel resistant thermo-plastic formulation with 2 spiral reinforcement provides excellent bendability and resistance to UV, aging and permeation by all marine fuels (gasoline/petrol and diesel) including alcohol blends. Warranty: 3 years

Tubo «Trident» per linea combustibile. Con rinforzo termoplastico che gli permette un'eccellente flessibilit  e resistenza ai raggi UV. Colore grigio. Resistente ai solventi. Indicato per i motori fuoribordo. Garanzia: 3 anni

Tuyau «Trident» pour carburant. Avec renfort thermoplastique qui permet une excellente flexibilit  et r sistance aux rayons UV. Gris. R sistant   l'alcool. Convient particuli rement aux moteurs hors-bord. Garantie: 3 ans

REF				
TRI305-0566	5/16" = 7,92 mm	15 m	1	SAEJ1527
TRI305-0386	3/8" = 9,53 mm	15 m	1	ISO-8469 B1 CE



TRIDENT



De goma para diesel y gasolina sin plomo. Ideal para fueraborda. Refuerzos textiles internos. Muy flexible. Contenido arom tico 50%

Rubber Hose suitable for loading mineral oils, diesel and unloaded fuel

In gomma per diesel e benzina senza piombo. Ideale per motori fuoribordo. Tessuto interno rinforzato. Molto flessibile.

Caoutchouc pour diesel et essence sans plomb. Id al pour le hors-bord. Renforts textiles internes. Tr s flexible

CARBUPOMP/10NL

REF	\varnothing (mm)					
GS35031	6x12	10 bar	50 mm	-25�C � 80�C	50 m	ISO R1307
GS35032	8x15	10 bar	65 mm		50 m	

H.T. - CARBUPOMP/10NL - WP 10 BAR - R-1M Q/m - ISO R1307

ht
HOSES technology

MUELLE TUBO COMBUSTIBLE

SPRING, FUEL PIPE

MOLLA TUBO COMBUSTIBLE

RESSORT, TUYAU DE CARBURANT

new

REF
PAF4-04000030
PAF4-05000010



ABRAZADERA

CLAMP SMALL

FASCETTE

COLLIER

new

REF	
REC650-24351-51	6 mm
REC6E5-24351-51	8 mm



REF	OEM		
REC09401-11425	09401-11425	6-8 mm	1
REC09401-11425BULK	17822-90J00	6-8 mm	25



ADPATADOR LÍNEA DE COMBUSTIBLE

COUPLER

ADATTATORE

RACCORD COUPLEUR

REF	
REC22-8M0001721	Ø 11 mm --> Ø 9 mm



COMPONENTES TANQUE Y CONECTORES

FUEL TANK COMPONENTS & CONNECTORS

COMPONENTI SERBATOIO E CONNETTORI

COMPOSANTS ET CONNEXEURS DU RÉSERVOIR

CONECTOR DE DEPÓSITO

TANK CONNECTOR

ATTACCO SERBATOIO

RACCORDS DE RESERVOIR

Fabricado en latón.

Made in machined brass.

Fabbricato in ottone.

Coude MF 1/4" NPT en laiton.

REF		
GS31068	1/4" NPT	1



Para conectar dos motores a un sólo depósito, o viceversa. Fabricado en latón.

To connect two motors to a single tank, or vice versa. Made in machined brass.

Per collegare due motori a un singolo serbatoio o viceversa. Fabbricato in ottone.

Té en laiton, pour connecter deux moteurs à un même réservoir, ou inversement.

REF		
GS31069	1/4" NPT	1



REF	OEM	
REC65750-94404	65750-94404	GS31039 GS31038
	65750-94403	
	65750-94402	
	65750-94401	

DT4 --> DT140



new

REF	OEM	
REC65720-986L0	65720-986L0	GS31089
	65720-986A0	
	65720-986B0	


DF25 --> DF140



new


REF	OEM
REC65720-98520	65720-98520
	65720-98500
	65720-98501
	65720-98502
	65720-98521
	65720-985L1

9.9, 15 HP 4 T/-strokes
2 --> 65 HP 2 T/-strokes






new

COMPATIBLE CON CONECTOR
COMPATIBLE WITH CONNECTOR
COMPATIBILE CON CONNETTORE
COMPATIBLE AVEC CONECTEUR

REF	OEM		
GS31037	65740-99100	1/4" NPT	GS31035

2 --> 60 HP 2 T/Strokes

COMPATIBLE CON CONECTOR
COMPATIBLE WITH CONNECTOR
COMPATIBILE CON CONNETTORE
COMPATIBLE AVEC CONECTEUR

REF	OEM		
GS31038	65720-94411	mm	REC65750-94404

DT75- 140 HP 2T/Strokes
antigüos | old | vecchio | ancien





COMPATIBLE CON CONECTOR
COMPATIBLE WITH CONNECTOR
COMPATIBILE CON CONNETTORE
COMPATIBLE AVEC CONECTEUR


REF	OEM		
GS31039	65720-94403	1/4" NPT	REC65750-94404



DT4--> 65 HP 2T/Strokes
antigüos | old | vecchio | ancien





COMPATIBLE CON CONECTOR
COMPATIBLE WITH CONNECTOR
COMPATIBILE CON CONNETTORE
COMPATIBLE AVEC CONECTEUR

REF	OEM		
GS31070	65740-95D00	1/4" NPT	GS31072

COMPATIBLE CON CONECTOR
COMPATIBLE WITH CONNECTOR
COMPATIBILE CON CONNETTORE
COMPATIBLE AVEC CONECTEUR

REF	OEM		
GS31035	65750-98505	5/16"	GS31037
GS31036	65750-98505	3/8"	GS31037


-60HP 2 T/Strokes

Conector pequeño.
Little connector.
Connettore piccolo.
Conecteur petit.








COMPATIBLE CON CONECTOR
COMPATIBLE WITH CONNECTOR
COMPATIBILE CON CONNETTORE
COMPATIBLE AVEC CONECTEUR

REF	OEM		
GS31089	65750-89J11	3/8"	REC65720-986L0

DF4--> DF140 HP 4 T/Strokes

COMPATIBLE CON CONECTOR
COMPATIBLE WITH CONNECTOR
COMPATIBILE CON CONNETTORE
COMPATIBLE AVEC CONECTEUR

REF	OEM		
GS31071	65750-95500	5/16"	GS31070
GS31072	65750-95500	3/8"	GS31070

60HP+ 2 T/Strokes

Conector grande.
Big connector.
Connettore grande.
Conecteur grand.





REF		
GS31092	8 mm	1

Conector doble.
Double connector.
Connettore doppio.
Double connecteur..




PASAMAMPAROS THRU HULL PASSASCAFO PASSE-CLOISON

Para atravesar mamparos de hasta 12 mm. Fabricado en latón. For bulkhead up to 12 mm. Made in machined brass. Per attraversare paratie fino a 12 mm. Fabbriato in ottone. Pour traverser des cloisons jusqu'à 12 mm. Fait en laiton.

REF		
GS31064	3/8"	1





FILTRO DE COMBUSTIBLE Y ELEMENTOS

FUEL FILTERS AND ELEMENTS

FILTRI BENZINA E RACCORDI

FILTRE À ESSENCE ET CARTOUCHE DE RECHANGE

BRACKET

BRACKET

SUPPORTO

TÊTE DE FILTRE À ESSENCE

Con 2 tapones de bronce y 2 tubos de extensión. (2 entradas y 2 salidas).

With 2 brass plugs and 2 extension tubes. (2 inputs & 2 outputs).

Con 2 tappi di bronzo e 2 tubi di estensione. (2 ingressi entrata carburante e 2 uscite carburante).

Avec 2 bouchons en bronze et 2 tubes d'extension. (2 entrées et 2 sorties).

REF		
REC25000	1/4"	AL
REC25010	1/4"	INOX /SS AISI316
REC25020	3/8"	AL
REC25030	3/8"	INOX /SS AISI316
RECOBBRACKET	1/4"	Plástico Plastic Plastica Plastique



REC25000 - REC25020



REC25010 - REC25030




RECOBBRACKET

FILTRO COMBUSTIBLE SEPARADOR DE AGUA

WATER SEPARATING FUEL FILTER

FILTRO SEPARATORE ACQUA-BENZINA

FILTRE SEPARATEUR EAU-ESSENCE

REF	MICRON	
REC24942	10	4 ⁷ / ₁₆ " = 11 cm
REC35-802893Q01	10	3 ³ / ₄ "
REC855686	28	4 ⁷ / ₁₆ "
REC35-802893Q	25	3 ³ / ₄ "
RACPF5510	10	4 ⁷ / ₁₆ "

RACOR

RECMAR



RACPF5510



REC24942



REC35-802893Q01



REC855686



REC35-802893Q

Filtro original.

OEM filter.

Filtro benzina originale.

Filtre à essence d'origine

REF	MICRON	
RM35-802893Q	10	3 ³ / ₄ "



FILTRO CON BRACKET

Con 2 tapones de bronce y 1 tubo de extensión.

OEM FILTER WITH BRACKET



With 2 brass plugs & 1 extension tube.

FILTRO BENZINA CON SUPPORTO

Con 2 tappi di bronzo e 1 tubo di estensione.

FILTRE À ESSENCE AVEC SUPPORT

Avec 2 bouchons en bronze et 1 tube d'extension

REF	MICRON			BRACKET
REC24950	25	1/4"	50 GPH	AL
REC24952	10	1/4"	50 GPH	AL





RECMAR

FILTRO DECANTADOR DE COMBUSTIBLE COMPLETO CON VASO TRASPARENTE



COMPLET FUEL FILTER WITH TRANSPARENT BOWL

FILTRO DI DECANTAZIONE BENZINA COMPLETO CON VASCHETTA TRASPARENTE

FILTRE DÉCANTEUR ESSENCE AVEC BOL TRANSPARENT

REF		
RAC320R-RAC-01		AL
RAC320R-RAC-03	RACS3213 LENS3213	Plástico Plastic Plastica Plastique

RACOR

REF			BRACKET
RECOFILALU			AL
RECOFILTER	RECOBELEMENT LENS3213	150 l/h	Plástico Plastic Plastica Plastique



RECMAR






FILTRO CON BOMBA CEBADORA

FILTER WITH PRIMING PUMP

FILTRO CON POMPETTA PER RIEMPIRE

FILTRE À ESSENCE AVEC POMPE D'AMORCAGE



REF	OEM		OEM 	MICRON			
RAC490R-RAC-01	99105-20005-ASY	RACS3227 LENS3227	99105-20005	10	340 l/h	3/8" NPTF	150 hp



FILTRO DECANTADOR GASOLINA

COMPLETE FUEL FILTER

FILTRO DECANTATORE BENZINA

FILTRE DÉCANTEUR ESSENCE

Filtro de combustible con braket.




Complete fuel filter with braket.

Filtro combustibile con supporto.

Filtre à carburant avec support.

REF		
RAC23299-10	RAC23289-10	130 HP (4 T/ Strokes)



REF	OEM		R.O. / OEM	MICRON		
REC90794-46866	65900-98J00	REC90794-46868	65910-98J00	10	117 l/h	175 hp



LLAVE PARA FILTRO
FILTER KEY
CHIAVE DA FILTRO
CLÉ A FILTRE

REF
RECYS-225-15



REF	MICRON	
PAF40-0701000EI	10	70 hp






new

RÁCORES




RACORS

RACCORDI

RACCORDS

REF			
GS31065	1/4" NPT	3/8" = 9.5 mm	1
GS31166	1/4" NPT	5/16" = 7.9 mm	2
GS31155	3/8" NPT	3/8" = 9.5 mm	2
GS31156	3/8" NPT	5/16" = 7.9 mm	2
GS31157	3/8" NPT	1/4" = 6.4 mm	2



REF			
GS31066	1/4" NPT	5/16" = 7.9 mm	2
GS31067	1/4" NPT	3/8" = 9.5 mm	2



GOLDENSHIP

LLAVES PARA FILTRO

FILTER KEY

CHIAVE DA FILTRO

CLÉ À FILTRE


REF	OEM
RACRK22628	99105-20003

RACOR



REF	OEM
REC70720	65 - 110 mm

RECMAR







FILTRO COMBUSTIBLE PARA MONTAJE EN LÍNEA

IN-LINE FUEL FILTER

FILTRO BENZINA PER MONTARE IN LINEA

FILTRE A ESSENCE EN LIGNE

REF				
GS31001	50 l/h	6-8 mm	plástico plastic plastica	1
GS31002	150 l/h	8-10 mm	plástico plastic plastica	1



GS31001



GS31002

GOLDENSHIP

REF	OEM
REC15410-87L00	15410-87L00
DF9.9B, DF15A, DF20A (2013)	
DF25A, DF30A (2015)	
DF90A, DF80A, DF90A (2009+)	






REF	OEM
REC15410-87J30	15410-87J30
DF20R, DF25, DF25R V2 (2006-11)	
DF40, DF50X-K10 (1999-10)	
DF60, DF70W-K9 (1998-09)	
DF90, DF100, DF115 K1-K11 (2001-11)	
DF140 (2002-12)	






REF	OEM
REC15410-96J00	15410-96J00
DF150T-Z, DF175T-Z (2006-13)	
DF150T (G)Z, DF175T (G)Z (2014)	



REF			
GS30435	6, 8, 10 mm	metal + cristal metal + crystal metallo + cristallo métal + verre	1



GOLDENSHIP

REF	OEM			
REC40145	40145	1/4"	1/4"	plástico
REC40155	40155	5/16"	5/16"	plastic
REC40165	40165	3/8"	3/8"	plastica
REC40135	40135	5/16"	3/8"	plastique




REF	OEM
REC15410-87J10	15410-87J10
DF25, DF30Y-K6 (2000-06)	
DF40, DF50X-K10 (1999-10)	
DF60, DF70W-K9 (1998-09)	
DF90, DF100, DF115K1-K11 (2001-11)	
DF140 (2002-11)	



REF	OEM
REC65L-24563-00	15412-93J00

DF200, DF225, DF250 (2004-11)
DF300T-Z (2007-11)




REF	OEM	
PAF15-07080000	15410-94400	15 - 60 hp

DT9.9K, DT15K-G-Y (1986-00)
DT25C, DT30C-K-Y (1989-00)
DT20, DT25, DT30G-Y (1986-00)
DT55, DT65J-X (1988-99)
DT40C-W-G-X (1986-99)
DT5, DT6, DT8G-Y (1986-00)



REF	OEM
REC15410-98500	15410-98500



 DF4, DF5, DF6 (2002-14)
 DF8A, DFAR, DF9.9A, DF9.9AR (2010+)
 DF9.9, DF15T-K3 (1996-03)
 DF9.9, DF15 (R) (2004-12)
 DF40, DF50X-K10 (1999-10)
 DF60, DF70W-K9 (1998-09)
 DF150T-Z, DF175T-Z (2006-11)

REF	OEM
REC15412-92J00	15412-92J00




 DF100A, DF115, DF140A (2013+)
 DF150, DF175, DF200 A/AP/AT (2015+)
 DF70A, DF80A, DF0A, DF100B (2018+)

REF	OEM
REC90794-46868	65910-98J00




 DF8 --> DF300
 DT9.9 40HP

REF	OEM
REC69J-24501-10	15643-93J00




 DF200, DF225, DF250 (2004+)
 DF250AP, DF300AP (2013+)
 DF300T/Z (2007-11)
 DF300AP (2012)

REF	OEM
REC15410-88L00	15410-88L00




 DF40A, DF50A, DF60A (2010+)

REF	OEM
REC15412-93J10	15412-93J10




 DF200, DF225, DF250 (2004+)
 DF250AP, DF300AP (2015+)
 DF300T/F (2004-11)
 DF350A, DF325A (2018+)

REF	OEM
REC15410-93J00	15410-93J00



 DF200, DF225, DF250 (2004-11)
 DF300T/Z (2007-11)

REF	OEM
REC16910-GB2-005	15410-94350




 DT40C-W-G-X (1986-99)
 DT40WK1-K4 (2001-04)
 DT5Y (1998-02)
 DT9.9, DT15K1-K4 (2001-04)
 DT9.9K, DT15KG-Y (1986-00)

FILTRO COMBUSTIBLE ALTA PRESION

HIGH PRESSURE FUEL FILTER

REF	OEM
REC15410-87J00	15410-87J10



 DF40, DF50X-K10 (1999-10)

FILTRO BENZINA ALTA PRESSIONE


FILTRE À ESSENCE HAUTE PRESION

REF	OEM
REC15440-96J00	15440-96J00




 DF150T/Z, DF175T/Z (2006-11)

REF	OEM
REC15440-87L10	15440-87L10



 DF70A, DF80A, DF90A (2009-12)

REF	OEM
REC15440-90J00	15440-90J00



 DF90, DF100, DF115 (2002-11)
 DF140 (2002-12)

REF	OEM
REC15440-96J01	15440-96J01



 DF150, DF175, DF200 A/P (2015+)
 DF150, DF175, DF200 G/Z/AT (2006+)


REF	OEM
REC15440-93J00	15440-93J00



 DF200, DF225, DF250 (2004-18)
 DF250AP, DF300AP (2012+)
 DF300T/Z (2007-11)

REF	OEM
REC15440-99E01	15440-99E01 15440-99E00

DF60, DF70W-K9 (1998-09)





new

FILTRO DE ACEITE OIL FILTER FILTRO OLIO FILTRE À HUILE

REF	OEM
REC16510-05240	16510-45H10 16510-05240


DF8A-AR, DF9.9A-AR (2010+)
DF9.9, DF15T-K3 (1996-03)
DF9.9, DF115(R) (2004-11)
DF9.9B, DF15A, DF20A (2013)
DF15 (2012)

REF	OEM
REC09280-54001	09280-54001 09280-56001


REF	OEM
REC16510-90J00	16510-90J00 16510-61A30 16510-61A31 16510-61A01 16510-61A20-MHL 16510-61A21-MHL

DF70A, DF80A, DF90A (2009-11)
DF90, DF100, DF115 K1-K11 (2001-11)
DF115WT, DF140WT-K3 (2001-11)



REF	OEM
REC16510-87J00	16510-87J00 16510-87JL0

DF20R, DF25-R-V2 (2006-11)
DF25, DF30Y-K6 (2000-06)
DF40, DF50X-K10 (1999-10)
DF40A, DF50A, DF60A (2010+)
DF60, DF70W-K9 (1998-09)



REF	OEM
REC16510-82703	16510-82703 16510-92J00 16510-81420


DF140 (2002-12)
DF115WT, DF140WT-K3 (2003)



REF	OEM
REC16510-96J00	16510-96J00
REC16510-93J00	16510-96J10

DF150T-Z, DF175T-Z (G) (2006+)
DF150AP, DF175AP, DF200AP (2018+)
DF150AT, DF175AT, DF200AT (2019)
DF200, DF225, DF250 (2004+)
DF200A (2015+)
DF300AP (2012+)
DF300T-Z (2007-11)
DF350A, DF325A (2018+)

REC16510-93J00 CAMBIA | CHANGE | CAMBIA | CHANGE --> REC16510-96J00



GUÍA FILTROS DE ACEITE OIL FILTER GUIDE GUIDA FILTRO OLIO GUIDE FILTRE À HUILE


REF	REF
DF9.9, 9.9TH, 9.9A, 9.9B, 15, 15A, 20A	1996+ REC16510-05240
DF25, 25V Twin, 25A, 30, 30A	REC16510-87J00
DF40, 40A, 50, 50A, 60, 60A, 70	REC16510-87J00
DF70A, 90A	2009+ REC16510-90J00
DF90, 115	REC16510-90J00

REF	REF
DF115A, DF140A	REC16510-90J00
DF140	REC16510-82703
DF150, 175, 200A	REC16510-96J00 REC16510-93J00
DF200, 225, 250, 300, 350	REC16510-96J00 REC16510-93J00

JUNTA TAPÓN DE CÁRTER OIL DRAIN PLUG GASKET GUARNIZIONE, TAPO COPPA L'OLIO JOINT DE VIDANGE

REF	OEM
REC09168-12012	09168-12012

DF25 --> DF350



new

REF	OEM
REC09168-12017	09168-12017

DF4 --> DF30





new

ACEITE



OIL

OLIO

HUILES

REF			
REC2TU6	1 L	6	2 STROKES
REC2TU3	5 L	3	TC-W3
REC5W40U6	1 L	6	SAE 5W40
REC5W40U3	5 L	3	
REC10W30U6	1 L	6	SAE 10W30
REC10W30U3	5 L	3	
REC10W40U6	1 L	6	SAE 10W40
990CO-01E30-GLN			
990CO-10W40-1GL			
REC10W40U3	5 L	3	
990CO-10W40-GAL			
990CO-10W40-GLN			
REC25W40U3	5 L	3	SAE 25W40
REC80W90U3	5 L	3	SAE 80W90
REC80W90U6	1 L	6	
990A0-01E81-01Q			



REF			
RM92-858026QB1U6	1 L	6	2 STROKES
RM92-858027QB1U3	3,8 L	3	
RM92-8M0086220U6	1 L	6	SAE 10W30
RM92-8M0086221U3	4 L	3	



RM92-858026QB1U6

RM92-858027QB1U3

RM92-8M0086220U6

RM92-8M0086221U3

BOMBA DE COMBUSTIBLE

FUEL PUMP

POMPA BENZINA

POMPE À ESSENCE

BOMBA DE COMBUSTIBLE MECANICA

FUEL PUMP MECHANICAL


POMPA BENZINA MECCANICA


POMPE À ESSENCE MECANIQUE


REF	OEM	2T STROKES	4T STROKES	
PAF4-04090000	15100-91J00 15100-91J01 15100-91J02		✓	

 DF4, DF5, DF6 (2002+)



REF	OEM	2T STROKES	4T STROKES	
REC692-24410-00	15100-94311 15100-94301 15100-94303 15100-94310		✓	

 DT20, DT25, DT30G-Y (1986-00)
DT25C, T30C K-Y (1989-00)
DT40C-W G-X (1986-99)
DT55, DT65 J-X (1988-99)
DT8, D9.9C J-V (1988-99)
DT25, DT30 K1-K2 (2001-02)
DT40W K1-K4 (2001-04)




BOMBA DE COMBUSTIBLE ELECTRICA


FUEL PUMP ELECTRIC

POMPA BENZINA ELETTRICA


POMPE À ESSENCE ÉLECTRIQUE


REF	OEM	2T STROKES	4T STROKES
REC63P-13907-03	15200-90J00 15200-92J00 15200-93J01		✓

 DF70A, DF80A, DF90A (2009-12)
DF90, DF100, DF115 (2001-11)
DF140 (2002-12)
DF100A, DF115A (2013)
DF100A, DF115A, DF140A (2014+)
DF140A (2013)
DF7A, DF80A, DF90A (2014+)
DF200, DF225, DF250 (2004+)



REF	OEM	2T STROKES	4T STROKES
REC15200-96J00	15200-96J00		

 DF150, DF175T/Z (G) (2014)
DF150, DF175T/Z (2006-13)
DF200A (2015)



**BOMBA DE COMBUSTIBLE
ALTA PRESIÓN**

**HIGH PRESSURE
FUEL PUMP**


**POMPA BENZINA
ALTA PRESSIONE**

**POMPE À ESSENCE
HAUTE PRESSION**

new

REF	OEM
REC15200-82J20	15200-92J00 15200-92J20

DF70A, DF80A, DF90A, DF100B (2014+)
DF100A, DF115A, DF140A (BG, BZG) (2013+)



**KITS
MEMBRANAS Y JUNTAS**

**DIAPHRAGMS & GASKETS
SETS**

**KIT
MEMBRANA E GUARNIZIONI**

**KIT
MEMBRANES ET JOINTS**


REF	OEM
REC15170-93911	15170-93920

DT9.9K, DT15K-G-Y (1986-00)
DT9.9, DT15K1-K4 (2001-04)
DT8, DT9.9C-J-V (1988-97)
DT15C (1989-97)



REF	OEM
REC15170-98110	15170-98110

DT4, J4, DT5Y (1988-00)
DT4 K1 (2001)
DT5Y (1998-02)
DT5, DT6, DT8G-Y (1986-00)
DT6, DT8Y-K2 (2000-02)



REF	OEM
REC15170-94320	15170-94320

DT20, DT25, DT30G-Y (1986-00)
DT25, DT30 K1-K2 (2001-02)
DT25C, DT30C K-Y (1989-00)
DT40C-W-G-X (1986-99)
DT40W-K1-K4 (2001-04)
DT55, DT65J-X (1988-99)



REF	OEM
REC15170-91J00	15170-91J00

DF4, DF5, DF6 (2002-11)



REF	OEM
REC15170-94J00	15170-94J00

DF8A, DF8AR, DF9.9A, DF9.9AR (2010-11)
DF9.9, DF15 (R) (2004-11)



REF	OEM
REC15170-99E00	15170-99E00

DF9.9, DF15R-K3 (1996-03)
DF25, DF30Y K6 (2000-06)
DF40, DF50Z-K10 (1999-10)
DF60, DF70W-K9 (1998-09)



JUNTAS VST

VST GASKETS

GUARNIZIONE VST

JOINTS VST

REF	OEM
REC15626-99E00	15626-99E00 15643-99E00

DF40, DF50 X-K10 (1999-10)
DF60, DF70 W-K9 (1998-09)

new

REF	OEM
REC15626-90J00	15626-90J00

DF70A, DF80A, DF90A (2009-12)
DF90, DF100, DF115 (2001-11)
DF140 (2002-12)
14002F
14002Z

new

INYECTORES

INJEKTOR

INIETTORE





INJECTEURS

GUÍA INYECTORES Y SENSORES

GUIDE INJECTORS & SENDERS

GUIDA INIETTORI E SENSORI

GUIDE INJECTEURS ET SONDÉS

									
		MAP	IAC VALVE			MAP	IAC VALVE		
DF9.9B	2013+	REC15710-89L00	REC18590-58M00			DF115WT	2008+	REC15710-65D00	REC18590-68H00
DF15A	2013+	REC15710-89L00	REC18590-58M00			DF115	2008-11	REC15710-65D00	REC18590-72F21
DF20A	2013+	REC15710-89L00	REC18590-58M00			DF115A	2013+	REC15710-82K50	REC18590-68H00
DF25A	2015+	REC15710-82M00	REC18590-58M00			DF140A	2002-12	REC15710-65D00	REC18590-68H00
DF30A	2015+	REC15710-82M00	REC18590-58M00			DF140WT K3	2003-07	REC15710-65D00	REC18590-72F21
DF40	1999-10	REC15710-87J00				DF140WT K3	2008+	REC15710-65D00	REC18590-68H00
DF40A	2010+	REC15710-85K00		REC18137-88L01		DF140A	2013+	REC15710-82K50	REC18590-68H00
DF50	1999-01	REC15710-87J00				DF150T/Z	2006-12	REC15710-96J00	REC18590-68H00
DF50A	2010+	REC15710-85K00		REC18137-88L01		DF150T/Z (G)	2013+	REC15710-96J00	REC18590-68H00
DF60						DF150AP	2017+	REC15710-96J00	REC18590-68H00
(S/N 971543-)	1998-09	REC15710-99E00				DF150AT	2019	REC15710-96J00	REC18590-68H00
DF60 (S/N 971544+)	1998-09	REC15710-66D00				DF175T/Z	2006-12	REC15710-96J00	REC18590-68H00
DF60A	2010+	REC15710-85K00		REC18137-88L01		DF175T/Z (G)	2013+	REC15710-96J00	REC18590-68H00
DF70 (S/N 971543-)	1998-09	REC15710-99E00				DF175AP	2017+	REC15710-96J00	REC18590-68H00
DF70 (S/N 971544+)	1998-09	REC15710-66D00				DF175AT	2019	REC15710-96J00	REC18590-68H00
DF70A	2009-11	REC15710-87L00	REC18590-68H00	REC18137-87L01		DF200	2004-12	REC15710-96J00	REC18590-68H00
DF70A	2012+	REC15710-82K50	REC18590-68H00	REC18137-87L01		DF200	2014+	REC15710-93J00	REC18590-68H00
DF80A	2009-11	REC15710-87L00	REC18590-68H00	REC18137-87L01		DF200A	2015-17	REC15710-96J00	REC18590-68H00
DF80A	2012+	REC15710-82K50	REC18590-68H00	REC18137-87L01		DF200AP	2015+	REC15710-96J00	REC18590-68H00
DF90	2001-07	REC15710-65D00	REC18590-68H00			DF200AT/AZ	2018+	REC15710-96J00	REC18590-68H00
DF90A	2009-11	REC15710-87L00	REC18590-68H00	REC18137-87L01		DF225	2004-12	REC15710-96J00	REC18590-68H00
DF90A	2012+	REC15710-82K50	REC18590-68H00	REC18137-87L01		DF225	2014+	REC15710-93J00	REC18590-68H00
DF100	2001-07	REC15710-65D00	REC18590-68H00			DF250AP	2013-18	REC15710-96J00	REC18590-68H00
DF100	2008-11	REC15710-65D00	REC18590-72F21			DF250	2004-12	REC15710-96J00	REC18590-68H00
DF100	2008-11	REC15710-65D00	REC18590-72F21			DF250	2014+	REC15710-93J00	REC18590-68H00
DF100A	2013+	REC15710-82K50	REC18590-68H00			DF300T/Z	2007-11	REC15710-96J00	REC18590-68H00
DF115WT	2003-07	REC15710-65D00	REC18590-72F21			DF300AP	2012-18	REC15710-96J00	REC18590-68H00
						DF325A	2018+		REC18590-68H00
						DF350A	2018+		REC18590-68H00

INYECTOR

INJEKTOR

INIETTORE

INJECTEUR

REF	OEM
REC15710-66D00	15710-66D00



REF	OEM
REC15710-87L00	15710-87L00



REF	OEM
REC15710-65D00	15710-65D00



REF	OEM
REC15710-89L00	15710-89L00 15710-50M00



REF	OEM
REC15710-87J00	15710-87J00



REF	OEM
REC15710-82M00	15710-82M00



REF	OEM
REC15710-99E00	15710-99E00



REF	OEM
REC15710-85K00	15710-85K00



REF	OEM
REC15710-96J00	15710-96J00



REF	OEM
REC15710-82K50	15710-82K50



REF	OEM
REC15710-93J00	15710-93J00



P 37

REF
STA93008
STA93016



P 38

REF
GE22207



CARBURADOR

CARBURATOR

CARBURATORE

CARBURATEUR

CARBURADOR COMPLETO


FULL CARBURATOR

CARBURATORE COMPLETO

CARBURATEUR COMPLET


REF	OEM
REC13200-91J70	13200-91J70

DF4, DF5, DF6 (2002-11)



REF	OEM
REC13200-91D21	13200-91D21 13200-91D20

DT9.9, DT15 K1-K4 (2001-04)
DT9.9K, DT15KG-Y (1986-00)



KITS CARBURADORES


CARBURETOR KITS

KIT CARBURATORI

KIT CARBURATEUR

REF	OEM
REC13910-87D00	13910-87D00

V6 MODELS (2T/STROKE)




REF	OEM
REC13910-94701	13910-94701

DT55
DT75
DT115




REF	OEM
REC13910-94400	13910-94400

DT40
DT65
DT85
DT140



REF	OEM
REC13910-89J01	13910-89J01

DF25 (EXC V-TWIN)



BOYAS


FLOATS

GALLEGGIANTE

FLOTTEUR DE CARBURATEUR

REF	OEM
REC13250-95D01	13250-95D01

DF9.9, DF15 T-K3 (1996-03)
DF9.9, DF15(R) (2004-11)
DT25C, DT30C K-Y (1989-00)



P 37

REF
GEGC15



SISTEMA ELÉCTRICO ELECTRIC SYSTEM

SISTEMA ELETTRICO SYSTEME ELECTRIQUE

SENSORES

SENSORS

SENSORE

CAPTEURS

SENSOR MAP

MAP SENSOR

SENSORE MAP

CAPTEUR MAP

REF	OEM
REC18590-68H00	18590-68H00




new

REF	OEM
REC18590-58M00	18590-58M00

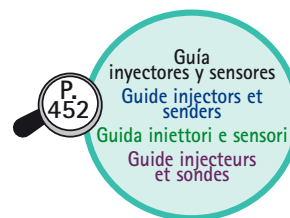


new

REF	OEM
REC18590-72F21	18590-72F21



new



SENSOR IAC

IAC SENSOR

SENSORE IAC

CAPTEUR IAC


REF	OEM
REC18137-93J00	18137-93J00
REC18137-52D00	18137-52D00
REC18137-88L01	18137-88L01
REC18137-87L01	18137-87L01



new

REF	OEM
REC13650-52G00	13650-52G00


DF9.9 --> DF350



new

REF	OEM
REC13650-56B00	13650-56B00

DF60, DF70W-K9 (1998-09)



new

SENSOR CMP


CMP SENSOR

SENSORE CMP

CAPTEUR CMP

REF	OEM
REC33220-76G02	33220-76G00 33220-76G01 33220-76G02

DF40, DF50X-K10 (1999-10)
DF90, DF100, DF115 (2001-11)
DF140 (2002-12)
DF115, DF140WT (2003)



new

REF	OEM
REC33220-58J20	33220-58J20

DF150, DF175 (G)Z/T (2014)
DF150, DF175T/Z (2006-13)
DF40A, DF50A, DF60A (2009-12)
DF70A, DF80A, DF90A (2012)



new

BOBINAS

COILS

BOBINE

BOBINES

BOBINA

COIL

BOBINA


BOBINE


REF	OEM
REC33410-94400-000	33410-94400-000 33410-93E10



 DF9.9, DF15T -K3 (1996-03)
 DF9.9, DF15(R)' (2004-10)
 DT40C-W-G-X (1986-99)
 DT40W-K1-K4 (2001-04)

REF	OEM
REC32140-94400	32140-94400



 DT40C-WG-X (1986-99)
 DT40W K1-K4 (2001-04)

REF	OEM
REC32900-96340	32900-96340



 DT20, DT25, DT30G-Y (1986-00)

REF	OEM
REC32140-96310	32140-96310




 DT20, DT25, DT30G-Y (1986-00)
 DT25, DT30 K1-K2 (2001-02)


REF	OEM
REC32900-93903	32900-93903 32900-93902




 DT9.9K, DT15G-Y (1986-00)


REF	OEM
REC32140-93900	32140-93900




 DT9.9, DT15K1-K4 (2001-04)
 DT9.9K, DT15K-G-Y (1986-00)


REF	OEM
REC33410-93J00	33410-93J00



 DF150/175T,Z (2006-18)
 DF200/225/250 (2004+)
 DF250AP/300AP (2012+)
 DF300T,Z (2007-11)

REF	OEM
REC33410-96L00	33410-96L00



 DF150/175/200AT,AZ (2020+)
 DF150AP/175AP/200AP (2017+)
 DF150AT/175AT/200AT (2019+)
 DF200A, AP (2015-17)
 DF200AT, AZ (2018)


REGULADOR-BOBINA


REGULATOR-COIL

REGOLATORE-BOBINA

REGULATEUR-BOBINE

REF	OEM
REC32900-94480	32900-94401 32900-94421 32900-94480



 DT40C-W-X-G (1986-99)

BUJÍAS

SPARK

CANDELE

BOUGIES



STROKES	REF NGK	RO / OEM	4T	
			STROKES	REF NGK
DF2.5, DF6	NGKCR6HSA	09482-00406		
DF4, DF6	2003-10 NGKBPR6ES	09482-00299		
DF4, DF6	2011+ NGKCPR6EA-9	09482-00L04		
DF9.9A	NGKCR6E	09482-00528		
DF9.9, DF15	2004- NGKDCPR6E	09482-00446		
DF9.9, DF15	2004-10 NGKBKR6E	09482-00427		
DF9.9, DF15	2010+ NGKCPR6EA-9	09482-00L04		
DF25A, DF30A	NGKDCPR6E	09482-00446		
DF25 V-TWIN	NGKBKR6E	09482-00427		
DF40, DF50	NGKDCPR6E	09482-00446		
DF60, DF70	NGKBPR6ES	09482-00299		

STROKES	REF NGK	RO / OEM	4T	
			STROKES	REF NGK
DF40A, DF50A, DF60A	NGKDCPR6E	09482-00446		
DF70A, DF90A	NGKDCPR6E	09482-00446		
DF90, DF115, DF140	NGKBKR6E	09482-00427		
DF150, DF175	NGKBKR6E	09482-00427		
DF200A, DF200AP	NGKLR6E	09482-00649		
DF200, DF225, DF250	NGKBKR6E	09482-00427		
DF200SS	NGKBKR6E	09482-00427		
DF300	NGKBKR6E	09482-00427		
DF300B, DF350A, DF325A	NGKILZKR7D8	09482-00642		



MOTORES DE ARRANQUE

STARTERS

MOTORINI AVVIAMENTO

DEMARREURS

MOTORES DE ARRANQUE

STARTERS

MOTORINI AVVIAMENTO

DEMARREURS

REF	OEM	⚡	☀️	2T STROKES	4T STROKES
PH130-0006	31100-96310	12V	0.6 kw	9 CCW	✓
	31100-96311				
	31100-94400				
	31100-94401				
	31100-94402				
	31100-89J00				



DF9.9, DF15 (1996-11)
DF25, DF30Y-K6 (2000-06)
DF25A, DF30A (2015+)
DT20, DT25, DT30G-Y (1986-00)
DT25, DT30 (1998-00)
DT40C-WG-X (1986-99)



REF	OEM	⚡	☀️	2T STROKES	4T STROKES
PH130-0060	31100-95600	12V	0.9 kw	9	✓
	31100-95601				
	31100-95310				
	31100-95312				
	31100-95313				
	31100-95521				



DT75-DT85Y-J (1988-00)



REF	OEM	⚡	☀️	2T STROKES	4T STROKES
PH130-0053	31100-94600	12V	0.9kW	9 CCW	✓
	31100-94601				
	31100-94610				
	31100-94500				
	31100-94510				
	31100-94511				



DT115, DT140G-Y (1986-00)



REF	OEM	⚡	☀️	2T STROKES	4T STROKES
PH130-0052	31100-87000	12V	0.9kW	8	✓
	31100-87D00				
	31100-87D10				
	31100-92E00				



DT90, DT100L - Y (1990-00)
DT150, DT200, DT225W-K3 (1998-03)
V6H-Y (1987-00)



REF	OEM	⚡	☀️	2T STROKES	4T STROKES
PH130-0007	31100-95240	12V	1kW	9 CCW	✓
	31100-95242				
	31100-95243				
	31100-95243				



DT50 (1980-83)
DT65 (1980-82)



REF	OEM	⚡	☀️	2T STROKES	4T STROKES
PH130-0077	31100-95J00	12V	9 CCW	✓	
	31100-95J01				
	31100-94J10				
	31100-94J20				
	31100-94J21				
	31100-94J22				



DF8A, DF9.9A (AR) (2010-16)
DF9.9, DF15 (R) (2004-11)
DF9.9B, DF15A, DF20A (2013)
DF15 (2012)
DF20R (2006-2011)
DF25, DF25R-V2 (2006-11)
DF40, DF50X-K10 (1999-10)
DF40A, DF50A, DF60A (2010-18)



REF	OEM	⚡	☀️	2T STROKES	4T STROKES
PH130-0075	31100-94702	12V	1.4kW	9	✓



DT55, DT65X-J (1988-99)




REF	OEM	⚡	☀️	2T STROKES	4T STROKES
PH130-0071	31100-90J00	12V	1.4kW	9 CCW	✓
	31100-90J01				




DF90, DF100, DF115K1-K11 (2001-1)
DF100A, DF115A, DF140A (2013+)
DF140 (2002-12)
DF140A (2013)





REF	OEM	⚡	☀️	2T STROKES	4T STROKES
PH130-0079	31100-87J00	12V	8		✓
	31100-87J10				
	31100-87J11				
	31100-87500				
	31100-87500				


 DF40, DF50X-K10 (1999-10)
 DF60, DF70W-K9 (1998-09)






REF	OEM	⚡	☀️	2T STROKES	4T STROKES
PH130-0078	31100-96J01	12V	9		✓
	31100-96J00				
	31100-93J00				
	31100-98L00				
	31100-98L10				


 DF70A, DF80A, DF90A (2009+)
 DF70A, DF80A, DF90A -100B (2018+)
 DF150AP, DF175AP, DF200AP (2018+)
 DF150AT, DF175AT, DF200AT (2019)
 DF150T/Z, DF175T/Z (2018)
 DF150G/T/Z (2006+)
 DF175G/T/Z (2006+)
 DF200, DF225, DF250 (2004-12, 2019)
 DF200AT/AZ (2018)
 DF250AP, DF300AP (2018+)
 DF300T/Z (2007-2011)
 DF300AP (2012)
 DF350, DF325A (2018+)




REF	OEM	⚡	☀️	2T STROKES	4T STROKES
REC31100-98L10	31100-98L10	12V 1.4 kw	9 CW		✓



 DF70A, DF80A, DF90A, DF100B (2018+)
 DF325A, DF350A (2018+)
 DF300B (2020+)
 DF250AO, DF300AP (2018+)
 DF200AT/AZ (2018)
 DF200, DF225, DF250 (2019+)
 DF150, DF175, DF200AP(AT) (2018+)


REF	OEM	DT40C-W G-X (1986-99)	DT55, DT65 J-X (1988-99)	DT75, DT85 J-Y (1988-00)	DT25, DF30 Y-K6 (200-06)	DT90, DT100L-Y (1990-00)	V6 H-Y (1987-00)	DT115, DT140G-Y (1986-00)
REC89-825096T01	38410-94552	 DT40C-W G-X (1986-99) DT55, DT65 J-X (1988-99) DT75, DT85 J-Y (1988-00) DT25, DF30 Y-K6 (200-06) DT90, DT100L-Y (1990-00) V6 H-Y (1987-00) DT115, DT140G-Y (1986-00)	DT150, DT200, DT225W-K3 (1998-03) DF40, DF50 X-K10 (1999-10) DF115WT, DF140WT K3 (2003) DF90, DF100, DF115 (2001-11) DF60, DF70 W-K9 (1998-09) DF140 (2002-11)	 new				
	38410-89J00							
	38410-94550							
	38410-94551							
	31800-94400							
	31800-94401							

REF	OEM	2T STROKES	4T STROKES
REC37110-99E00	37110-99E00	✓	✓





REF	OEM
REC37110-93J11	37110-93J11
	37110-93J10


 DF9.9 - DF250





REF	OEM
REC32800-95D01	32800-95D01
	32800-95D00
	32800-95720


 DF9.9 / DF15 (1996-11)
 DT4-DT140 (1986-04)
 V6 H-Y (1987-00)



REF	OEM
REC32800-94620	32800-94620
	92800-94610


 DT115, DT140



REF	OEM
REC32800-94J11	32800-94J11 32800-94J10

DF9.9B, DF15A, DF20A




REF	OEM
REC32800-38F10	32800-38F10

DF40, DF50X-K10



REF	OEM
REC32800-99J00	32800-99J00




REF	OEM
REC32800-88L00	32800-88L00

DF40A, DF50A, DF60A



REF	OEM
REC32800-89L01	32800-89L01 32800-89L00

DF9.9B, DF15A, DF20A



REF	OEM
REC32800-87L00	32800-87L00

DF70A, DF80A, DF90A, DF100B



REF	OEM
REC32800-89J00	32800-89J00

DF25, DF30 Y-K6



REF	OEM
REC32800-87J10	32800-87J10

DF40, DF50X-K10



REF	OEM
REC32800-89J11	32800-89J10 32800-89J11

DF25, DF30 Y-K6



REF	OEM
REC32800-92E20	32800-92E20

DT150, DT200, DT225 W-K3



REF	OEM
REC32800-93J03	32800-93J03 32800-93J02 32800-93J01

DF200, DF225, DF250



REF	OEM
REC32800-98J01	32800-98J01

DF250AP, DF300AP (2012+)
DF300T/Z (2007-11)



GUÍA REGULADORES Y RECTIFICADORES			REGULATORS AND RECTIFIERS GUIDE			GUIDA REGOLATORE E RETTIFICATORE			GUIDE REGULATEURS ET RECTIFIEURS		
REF	Year	Part	REF	Year	Part	REF	Year	Part	REF	Year	Part
REC32800-94J11	2013 +	DF9.9B, DF15A, DF20A	REC32800-87J10	1999-10	DF40, DF50X-K10	REC32800-98J01	2007-11	DF300T/Z	REC32800-98J01	2007-11	DF300T/Z
REC32800-89L01	2013 +	DF9.9B, DF15A, DF20A	REC32800-88L00	2010-17	DF40A, 50A, 60A	REC32800-95D01	1998-01	DT4, DT5	REC32800-95D01	1998-01	DT4, DT5
REC32800-89J00	2000-06	DF25, DF30 Y-K6	REC32800-92E20	1998-09	DF60, DF70 W-K9	REC32800-95D01	1986-02	DT15, 20, 25, 30, 40	REC32800-95D01	1986-02	DT15, 20, 25, 30, 40
REC32800-89J11	2000-06	DF25, DF30 Y-K6	REC32800-87L00	2009 +	DF70A, 80A, 90A, DF100B	REC32800-95D01	1986-00	DT115, DT140	REC32800-95D01	1986-00	DT115, DT140
REC32800-88L00	2015-17	DF25A, 30A	REC32800-93J03	2004 +	DF200, 225, 250	REC32800-94620	1986-00	DT150, 200, 225 W-K3	REC32800-94620	1986-00	DT150, 200, 225 W-K3
REC32800-38F10	1999-10	DF40, DF50X-K10	REC32800-98J01	2012+	DF250AP, 300AP	REC32800-92E20	1998-03		REC32800-92E20	1998-03	

RELÉ

RELAY

RELE

RELAIS

RELÉ ECM

ECM RELAY

RELE ECM

RELAIS ECM

REF	OEM	12V	4T STROKES
REC38860-76F01	38860-76F01	12V	✓

DF8 --> DF350

CDI Y CAJAS NEGRAS

CDI & POWER PACK

CDI E CENTRALINA

CDI ET BOITIER ELECTRONIQUE

REF	OEM
REC32900-93910	32900-93911

DT9.9K, DT15K-G-Y (1986-00)

REF	OEM
REC32900-96371	32900-96371 32900-96350 32900-96370

DT20, DT25, DT30G-Y (1986-00)
DT25, DT30K1-K2 (2001-02)

REF	OEM
REC32900-94460	32900-94460 32900-94470

DT40C-W-G-X (1986-99)
DT40WK1-K4 (2001-04)

DESCONECTORES DE SEGURIDAD

CUT OFF SWITCHES

CHIAVETTA DI SICUREZZA

COUPE CIRCUIT DE SECURITE

REF	OEM
REC37800-93954	37800-93954 37800-93953

DT2, DT2.2G-Y (1986-00)
DT20, DT25, DT30G-Y (1986-00)
DT25, DT30K1-K2 (2001-02)
DT40G-X-W-C (1986-99)
DT9.9, DT15K1-K5 (2001-04)
DT9.9K, DT15K-G-Y (1986-00)

REF	OEM
REC37820-92E03	37820-92E00

DT4, DT140HP
DF9.9, DF140 HP
V6H-Y

REF	OEM
REC37830-89E03	37830-95000 37830-89E02

DT15C (1989-97)
DT9.9, DT15K1-K4 (1986-00)
DT4, J4, DT5Y (1988-97)
DT5Y (1998-02)
DT5, DT6, DT8Y-G (1986-00)
DT6, DT8Y-K2 (2000-02)
DT8, DT9.9C-J-V (1988-97)
DT9.9K, DT15K-G-Y (1986-00)
DT75, DT85Y-J (1988-00)

REF	OEM	2T STROKES	4T STROKES
REC37830-95D04	37830-95D00/01/02/03/04	✓	✓



4-->30HP

KITS	KITS	KIT	KITS												
Interruptor de encendido para todo tipo de motores fueraborda o intraborda	Emergency and stop switch for inboard or outboards.	Interruttore di accensione per tutti i tipi di motori fuoribordo o entrobordo.	Coupe circuit de sécurité pour moteur inboard ou hors-bord												
<table border="1"> <tr> <th>REF KIT</th> <th>CUERDA WIRE CORDA CORDON</th> <th></th> </tr> <tr> <td>REC40970</td> <td>REC40990</td> <td>1</td> </tr> </table> 	REF KIT	CUERDA WIRE CORDA CORDON		REC40970	REC40990	1		<table border="1"> <tr> <th>REF KIT</th> <th>CUERDA WIRE CORDA CORDON</th> <th></th> </tr> <tr> <td>GS11290</td> <td>GS11291</td> <td>1</td> </tr> </table> 	REF KIT	CUERDA WIRE CORDA CORDON		GS11290	GS11291	1	
REF KIT	CUERDA WIRE CORDA CORDON														
REC40970	REC40990	1													
REF KIT	CUERDA WIRE CORDA CORDON														
GS11290	GS11291	1													
<table border="1"> <tr> <th>REF KIT</th> <th></th> </tr> <tr> <td>GS11292</td> <td>1</td> </tr> </table> 	REF KIT		GS11292	1		<table border="1"> <tr> <th>REF</th> <th></th> </tr> <tr> <td>GS11294</td> <td>1</td> </tr> </table> 	REF		GS11294	1					
REF KIT															
GS11292	1														
REF															
GS11294	1														

TRIM, TILT & POWER TRIM

INSTALACIÓN ELÉCTRICA	WIRING HARNESS	INSTALLAZIONE ELETTRICA	INSTALLATION ELECTRIQUE		
KIT CONVERSIÓN Sustituye de 2 a 3 cables.	CONVERSION KIT Converts 3-wire Tilt and Trim motors to 2-Wire design	KIT CONVERSIONE Sustituisce da 2 a 3 cavi.	KIT DE CONVERSION. Passe un faisceau de 2 à 3 fils.		
<table border="1"> <tr> <th>REF</th> </tr> <tr> <td>PH200-WH01</td> </tr> </table> 	REF	PH200-WH01			
REF					
PH200-WH01					

TRIM COMPLETO	COMPLETE TRIM ASSEMBLY	MOTORINO TRIM COMPLETO	MOTEUR DE TRIM														
Motor de Trim para modelos antiguos. Motor de 3 cables, para 2 cables instalar PH200-WH01.	Trim for old models. Trim with 3 wires, for convert to 3 wires, it needs PH200-WH01.	Trim per modelli vecchio. Trim con 3 cavi, per 2 cavi installare PH200-WH01	Pompe de Trim ancien modèle, avec faisceau 3 fils, pour les faisceaux à 2 fils il faut installer le kit PH200-WH01.														
<table border="1"> <tr> <th>REF</th> <th>OEM</th> <th>⚡</th> <th>⚡</th> <th>⚡</th> <th>2T STROKES</th> <th>4T STROKES</th> </tr> <tr> <td>PH200-T027</td> <td>48500-95550-OED 48500-95680-OED</td> <td></td> <td></td> <td>⚡</td> <td>✓</td> <td></td> </tr> </table> 	REF	OEM	⚡	⚡	⚡	2T STROKES	4T STROKES	PH200-T027	48500-95550-OED 48500-95680-OED			⚡	✓				new
REF	OEM	⚡	⚡	⚡	2T STROKES	4T STROKES											
PH200-T027	48500-95550-OED 48500-95680-OED			⚡	✓												

REF	OEM	⚡	⚡	⚡	2T STROKES	4T STROKES
REC38100-87E10-OED	38100-87D00 38100-87D0IT 38100-87D02H 38100-87E10-OED 38100-87D01-OED 38100-87D01-O2M	12V	3	3	✓	
	DT90, DT100L-Y (1990-00)					
						
REC38100-96J00	38100-92J02 38100-92J10 38100-92J01 38100-93J02 38100-96J00 38100-96J01 38100-92J12	12V	4	2		✓
	DF90, DF100, DF115K1-K11 (2001-11) DF200, DF225, DF250 (2004-11) DF300T/Z (2007-2011) DF150T/Z (2006-12)					
						

REF	OEM	⚡	🔩	🔗	2T STROKES	4T STROKES
REC38100-87J00	37100-87J00-OEP 38100-87JOEP	12V	4	2		✓

DF40, DF50X-K10 (1999-10)
TMY99-00



REF	OEM	⚡	🔩	🔗	2T STROKES	4T STROKES
PH200-T024	38100-87D10-0ED 38100-87D10-35J 38100-87D10-0IT 38100-92E00-0ED 38100-87E20-0ED	12V	3	2		✓

DT150, DT200, DT225W-K3 (1998-03)
V6H-Y (1987-00)




REF	OEM	⚡	🔩	🔗	2T STROKES	4T STROKES
PH200-T046	38100-87J11 38100-87J20	12V	4	2		✓

DF40, DF50X-K10 (1999-10)




REF	OEM	⚡	🔩	🔗	2T STROKES	4T STROKES
REC36120-ZW4-H12	38100-88L12 38100-88L11 38100-88L00	12V	4			✓

DF40A, DF50A, DF60A (2010+)




REF	OEM	⚡	🔩	🔗	2T STROKES	4T STROKES
REC36120-ZY9-003	38100-87L03 38100-87L02 38100-87L01 38100-87L00	12V	4			✓

DF70A, DF80A, DF90A (2009-16)




REF	OEM	⚡	🔩	🔗	2T STROKES	4T STROKES
REC36120-ZY6-013	38100-90J40 38100-90J30 38100-93J13 38100-93J11	12V	4			✓

DF60, DF70 W-K9 (1998-09)



REF	OEM	⚡	🔩	🔗	2T STROKES	4T STROKES
REC38100-99E01-0EP	38100-99E01-0EP 38100-99E01-00 38100-99E01-0ED	12V	2	2	✓	✓

DF60, DF70W-K9 (1998-09)
DT55, DT65J-X (1988-99)
DT75, DT85J-Y (1988-00)



REF	OEM	⚡	🔩	🔗	2T STROKES	4T STROKES
REC38100-97E00-0ED	38100-97E00-0ED	12V	4	2		✓

DT40C-W G-X (1986-99)



POWER TRIM COMPLETO

COMPLETE POWER TRIM ASSEMBLY

MOTORINO POWER TRIM COMPLETO

POWER TRIM COMPLET


REF	OEM	2T STROKES	4T STROKES
REC18-6865	48600-94511-0ED	✓	✓

3 RAM
115-225HP
SHOWA SYSTEM




REF	OEM	2T STROKES	4T STROKES
REC48503-93J12	48503-93J10 48503-93J12 48503-94900-0ED	✓	✓

DT115, DT140G-Y (1986-00)
DF90 --> DF250
Complete 3-Ram T/T System
SHOWA SYSTEM




RELÉ DE TRIM	TRIM RELAY	RELE TRIM	RELAIS DE TRIM
REF	OEM		2T STROKES 4T STROKES
REC38410-93J12	38410-93J12/11/10/00	40- 300 HP	✓




SENSORES DE TRIM	TRIM SENSORS	SENSORI TRIM	EMETTEUR DE TRIM
REF	OEM		
REC34801-93J03	34801-93J03 34801-93J02 34801-93J01 34801-93J00		
	DF200, DF225, DF250 (2004+)	DF25, DF30 Y-K6 (2000-06) DF40, DF50 X-K10 (1999-10) DF60, DF70 W-K9 (1998-09) DT55, DT65 J-X (1988-99) DT75, DT85 J-Y (1988-00)	

REF	OEM		
REC34801-99E04	34801-99E04 34801-99E03 34801-99E02 34801-99E01		DF25, DF30 (A) (2000+) DF40, DF50 X-K10 (2001-11) DF60, DF70 W-K9 (1998-09) DF90, DF100, DF115 (2001-11) DF115WT, DF115WT-K3 (2003) DF140 (2002-12) DF150, DF175 (G/T/Z) (2006+) DF200, DF225, DF250 (2004+)

TAPONES DE TRIM	TRIM CAP	TAPPO TRIM	BOUCHON VERIN DE TRIM
REF	OEM		
REC48630-96J03	48630-96J03 48630-96J02 48630-96J01		
	DF100A, DF115A, DF140A (2013-16) DF140 (2000-12) (14002F/14002Z) DF150T/Z, DF175T/Z (G) (2006-16) DF150T (881864+) DF150AP, DF175AP, DF200AP (2017+) DF200, DF225, DF250 (2004-16) DF200A/AP (2015-16)	DF60, DF70W-K9 (1998-09) DT115, DT140 G-Y (1986-00)	

REF	OEM		
REC48630-92J00	48630-92J00		DF140WT, DF140WT (2003) DF140 (2002-11) DF115WT, SF115WT K3 (2003)

REF	OEM		
REC48630-93J00	48630-93J00		DF200, DF225, DF250 (2004-11)

EXTRACTOR TAPONES TRIM	TRIM PLUGS EXTRACTOR	ESTRATTORE PER TAPPI DI TRIM	KIT EXTRACTEUR DE BOUCHONS TRIM
REF			
RECTOOLTRIMKIT	RECTOOLTRIM1 + RECTOOLTRIM2 + RECTOOLTRIM 3		
REF			
RECTOOLTRIM1	1/2" + RECPIN4 + RECPIN4.5	38 mm	TRIM PISTON
RECTOOLTRIM2	1/2" + RECPIN4 + RECPIN4.5	32 mm	TILT PISTON
RECTOOLTRIM3	1/2" + RECPIN6	35 mm	
			REF
			RECTOOLTRIM2
			RECTOOLTRIM3
			DF115 - DF300
			REF
			RECPIN4
			RECPIN4.5
			RECPIN6
			

Los pines de repuesto no tienen garantía.
Replacement pins are not guaranteed.
I perni di ricambio non sono garantiti.
Les pines de remplacement ne sont pas garanties

SISTEMA DE GOBIERNO STEERING SYSTEM

SISTEMA DI GUIDA SYSTÈME DE COMMANDE

MANDOS DE CONTROL

ENGINE CONTROLS

COMANDI DI CONTROLLO

BOITIER DE COMMANDE

MANDO LATERAL

SIDE CONTROL

COMANDO LATERALE

BOITIER LATERAL

REF	OEM	POWER TRIM
REC67200-94J20	67200-94J20	
	67200-91J00	
	67200-91J01	
	67200-91J04	

- DF8A, DF9.9A (2010+)
- DF9.9, DF15 (2005-10)
- DF25, DF30 (2005-08)
- DF25A, DF30A (2014+)
- DF25V-TWIN (2006+)

REF	RO OEM	POWER TRIM
REC67200-99E56	67200-99E56	
	67200-99E10-OEP	
	67200-99E30-OEP	✓
	67200-99E50	
	67200-99E51	

- DF25, DF30 (W+W/O PT) (2000-04)
- DF40, DF50 (1999-04)
- DF60, DF70 (1998-04)

REF	RO OEM	POWER TRIM
REC67200-93J51	67200-93J51	
	67200-93J50	
	67200-93J06	
	67200-93J04	
	67200-93J03	✓
	67200-93J02	
	67200-93J01	
	67200-93J00	

- DF25A, DF30A (2014+)
- DF40, DF50 (2005-10)
- DF40A, DF50A, DF50AV, DF60A, DF60AV (2010+)
- DF60Q, DF70 (2005-10)
- DF70A, DF90A (2010+)
- DF90, DF115, DF140 (2005+)
- DF150, DF175, DF200A (2006+)
- DF200, DF225, DF250 (2005+)



RECmar®

new

REC67200-94J20

REC67200-99E56
REC67200-93J51

INTERRUPTOR DE TRIM MANDOS LATERALES

TRIM SWITCH SIDE CONTROLS

INTERRUTTORE TRIM COMANDO LATERALE

INTERRUPTEUR TRIM BOITIER LATERAL

REF	OEM
REC37850-90J06	37850-90J00,01,02,03,04,05,06

- DF25 -->DF250



new

MANDO PARA CONSOLA

CONSOLE CONTROL

**COMANDO PER
CONSOLLA**

BOITIER POUR CONSOLE

SUZUKI (BINACLE)

REF	RO OEM	POWER TRIM
REC67200-88L00	67200-88L00 67200-93J12 67200-93J13	✓

RECMAR®



REF	RO OEM	POWER TRIM
REC67200-88L10	67200-88L10 67200-93J15	✓



new

**INTERRUPTOR DE TRIM
MANDOS CONSOLA SIMPLE**

**TRIM SWITCH
SINGLE CONTROLS**

**INTERRUTTORE TRIM
PANELLO SINGOLO**

**INTERRUPTEUR TRIM
CONSOLE SIMPLE**

REF	OEM
REC37850-93J10	37850-93J10

DF8 -->DF250



new

**INTERRUPTOR DE TRIM
MANDOS CONSOLA DUAL**


**TRIM SWITCH
DUAL CONTROLS**

**INTERRUTTORE TRIM
PANELLO DOPPIO**

**INTERRUPTEUR TRIM
CONSOLE DOUBLE**

REF	OEM
REC37220-92E00	37220-92E00

DF40 -->DF250



new

**INTERRUPTORES
PARA MANDOS**

**SWITCHES FOR
ENGINE CONTROLS**

**INTERRUTTORI PER
CONTROLLO**

**INTERRUPTEUR DE
CONTRÔLE**

INTERRUPTOR PANEL

SWITCH

INTERRUTTORE PANELLO

TABLEAU DE DEMARRAGE

REF	OEM	DF
REC37100-96J25	37100-96J20	1
	37100-96J21	
	37100-96J22	
	37100-96J23	
	37100-96J24	
REC37100-96J15	37100-96J25	2
	37100-96J14	
	37100-96J15	



new

SUZUKI


**RECAMBIOS
MARINOS**

ARNÉS

ARNES

CAVI

FAISCEAU
ELECTRIQUEEXTENSIÓN DE ARNÉS
SISTEMAS ANALOGICOSARNES EXTENSION
ANALOGIC SYSTEMESTENSIONE
SISTEMA ANALOGICORALLONGE FAISCEAU
SISTÈME ANALOGIQUE

REF	OEM		POWER TRIM
REC36620-93J02	36620-93J02	5 m	✓
REC36620-94J01	36620-94J01	5 m	



REC36620-93J02



REC36620-94J01

new

COMPONENTES

COMPONENTS

COMPONENTI

COMPOSANT

CONECTORES DE CABLES

CABLE CONNECTOR

CAVO CONNETTORE

EMBOUT DE CABLE

REF	OEM
PAF25-07000007W	67275-95600



CLIP

CLIP

CLIP

CLIP

REF	OEM
PAGB/T896-6	57292-94300

PLACA CERRADURA
SELECTOR

BLOCK CONTROL HANDLE

PLACCA SERRATURA
SELETORECALE POIGNEE DE
CONTROLE

REF	OEM
PAF15-13010010W	67256-95600



new

CASQUILLO BASCULANTE

BUSH, SWIVEL

TAPPO GIREVOLE


BAGUE

REF	OEM
REC43211-87JL0	43211-87JL0 43211-94401

 DF8 (2010+)
DF9.9 (2004+)
DF15 (2004+)
DF20 (2011+)




REF	OEM
REC43211-94401	43211-94401

 DF15 (1989-97)
DT35 (1986-89)
DT40 (1986-98)
DF9.9 (2006-10)
DF15 (2004-10)
DF25 (2000-07)
DF30 (2000-07)
DF40 (1999-10)
DF50 (1999-10)



REF	OEM
REC43711-97E11	43711-97E00 43711-97E11

 DT40 --> DT225 HP
DF40 --> DF300 HP



new

CABLE DE ACELERADOR

THROTTLE CABLE

CAVO ACCELERATORE

CÂBLE D'ACCELERATEUR

REF	OEM		
REC63610-89E01	63610-89E01-000		DT15C (1989-97)
REC63610-93501	63610-93501-000		DT9.9 - 16 (1982-92)
REC63610-96302	63610-96302-000	490 mm	D20, DT25, DTG-Y (1986-00)
REC63610-96321-000	63610-96321-000	560 mm	DT9.9K, DT15K-G-Y (1986-00) DT9.9, DT15K1-K4 (2001-04)
REC63610-94402	63610-94402-000		DT40C-W-G-X (1986-99) DT40W-K1-K4 (2001-04)
REC63610-91J20	63610-91J20		DF4, DF5, DF6 (2002-15)
	63610-91J00		
	63610-91J01		
	63610-91J03		
	63610-91J04		



new

CABLES DE CONTROL

CONTROL CABLES

CAVI COMANDO

CÂBLES DE COMMANDE

Recorrido trabajo: 76 mm.
Rosca 10-32"

Travel 3"
Threaded 10-32"


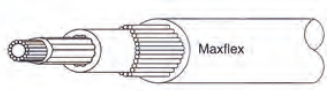
Estensione 76 mm
Filetto 10-32"

Course: 76 mm.
Fil 10-32

maxflex



REF	RO	
PRE3300C08	99105-11002-008	8' / 2,45 m
PRE3300C09	99105-11002-009	9' / 2,75 m
PRE3300C10	99105-11002-010	10' / 3,05 m
PRE3300C11	99105-11002-011	11' / 3,35 m
PRE3300C12	99105-11002-012	12' / 3,65 m
PRE3300C13	99105-11002-013	13' / 3,95 m
PRE3300C14	99105-11002-014	14' / 4,25 m
PRE3300C15	99105-11002-015	15' / 4,60 m
PRE3300C16	99105-11002-016	16' / 4,90 m
PRE3300C17	99105-11002-017	17' / 5,20 m
PRE3300C18	99105-11002-018	18' / 5,50 m
PRE3300C19	99105-11002-019	19' / 5,80 m
PRE3300C20	99105-11002-020	20' / 6,10 m
PRE3300C21	99105-11002-021	21' / 6,40 m
PRE3300C22	99105-11002-022	22' / 6,70 m
PRE3300C23	99105-11002-023	23' / 7,00 m
PRE3300C24	99105-11002-024	24' / 7,30 m
PRE3300C25	99105-11002-025	25' / 7,60 m
PRE3300C26	99105-11002-026	26' / 7,90 m
PRE3300C27	99105-11002-027	27' / 8,25 m
PRE3300C28	99105-11002-028	28' / 8,55 m
PRE3300C29	99105-11002-029	29' / 8,85 m
PRE3300C30	99105-11002-030	30' / 9,15 m



DIRECCIÓN HIDRÁULICA

HYDRAULIC STEERING

TIMONERIA IDRAULICA

DIRECTION HYDRAULIQUE

Bomba de aluminio, con válvula anti-retorno incorporada. Cilindro de aluminio y acero inoxidable, con purgadores. Se suministra completa con racors, tubo flexible de rilsan y 2L de aceite hidráulico

Helm pump made in aluminum, with non-return valve incorporated. Cylinder in aluminum and stainless steel, with breather valves. Completed with racors, rilsan tubing and 2L hydraulic oil.

Corpo pompa in alluminio, con valvola anti-retorno incorporata. Cilindro in alluminio e acciaio inox, con spurgo. Si vende completa di raccordi, tubo flessibile e 2 l di olio idraulico.

Corps de pompe en aluminium, avec clapet anti-retour intégré. Vérin en aluminium et acier inox, avec purge. Kit vendu complet avec raccords, flexible et 2L d'huile hydraulique.

				TX4200K 150 HP	TX6400K 300 HP
Modelo bomba	Pump model	Modello pompa	Modèle pompe	BayStar	SeaStar
Capacidad bomba	helm volume	Cap. Pompa	Capacité	23 cm ³	27,8 cm ³
Modelo cilindro	Cylinder model	Mod. Cilindro	Mod. vérin	HC4645H	HC5345H
Capacidad cilindro	Cylinder volume	Cap. Cilindro	Capacité	105 cm ³	139 cm ³
Carrera del pistón	Cylinder travel	Corsa pistone	Course	206 mm	206 mm
Nº vueltas babor-estribor	Turns lock to lock	Nº giri a destra e sinistra	Nombre de tours	5	5
Manguera con racors	Hose with racors	Tubo con raccordo	Tuyaux avec raccords	2 x 6 m	2 x 7 m
Velocidad máxima	Max. speed	Velocità max	Vitesse max	50 kn	65 kn



SUZUKI

RECAMBIOS MARINOS

SISTEMA DE REFRIGERACIÓN COOLING SYSTEM

SISTEMA DI RAFFREDDAMENTO SYSTÈME DE REFROIDISSEMENT

TERMOSTATO

THERMOSTAT

TERMOSTATO

THERMOSTAT


TERMOSTATO


THERMOSTAT

TERMOSTATO


THERMOSTAT


REF	OEM	°C
REC67F-12411-01	17670-93J00	60°


 DF70A, DF80A, DF90A (2009+)
 DF100B (2018+)
 DF90, DF100, DF115 (2001-11)
 DF140 (2002-12)
 DF115WT, DF140WTK-3 (2003)
 DF150T/Z, DF175T/Z (2006-11)
 DF200, DF225, DF250 (2004+)
 DF300T/Z (2007-11)





REF	OEM	°C
REC17670-91J01	17670-91J01 17670-91J00	50°


 DF2.5 (2006)
 DF4, DF5, DF6 (2002+)
 DF9.9B, DF15A, DF20A (2013+)





REF	OEM	°C
REC17670-87J00	17670-87J00	72°


 DF40, DF50X-K10 (1999-10)
 DF60, DF70W-K9 (1998-09)



REF	OEM	°C
REC17670-93962	17670-93962	50°


 DF40, DF50X-K10 (1999-10)
 DF60, DF70W-K9 (1998-09)
 DT20, DT25, DT30G-Y (198600)
 DT25, DT30 K1-K2 (2001-02)
 DT40C-W G-X (1986-99)
 DT40WK1-K4 (2001-04)
 DT55, DT65J-X (1988-99)
 DT9.9, DT15K1-K4 (2001-04)
 DT9.9K, DT15K G-Y (1986-00)





REF	OEM	°C
REC17670-90J10	1770-90J10	71°


 DF100A, DF115A, DF140A (2013+)
 DF140 (2002-12)
 DF150, DF175 (2006+)
 DF200, DF250, DF225 (2004+)
 DF300 (2019+)
 DF70, DF80, DF90 (A) (2009+)
 DF100B (2018+)
 DF90, DF100, DF115 (2001-11)



REF	OEM	°C
REC17670-94402	17670-94402	60°


 DF25, DF30Y-K6 (2000-06)
 DF640, DF50X-K10 (1999-10)
 DF60, DF70W-K9 (1998-09)
 DF9.9, DF15 (1996-11)
 DT20, DT25, DT30G-Y (1986-00)
 DT25, DT30K1-K2 (2001-02)
 DT40C-W G-X (1986-99)
 DT40W K1-K4 (2001-04)
 DT9.9, DT15 (1986-04)





REF	OEM	°C
REC17670-90J20	17670-90J20	50°


 DF100, DF115, DF140 (2013+)
 DF150, DF175, DF200 (2018+)
 DF150, DF175 (2012+)
 DF200A/AP/AT (2015+)
 DF250AP, DF300AP (2012+)



REF	OEM	°C
REC17670-94J01	17670-94J01 17670-94J00	60°


 DF8A, DF9.9A (AR) (2010+)
 DF9.9, DF15 (R) (2004-12)
 DF20R, DF25R/Q, V2 (2006-13)
 DF25A, DF30A (2015+)



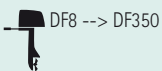

TAPÓN DE AGUA

WATER FLUSH PLUG

TAPPO ACQUA

BOUCHON DE REFROIDISSEMENT

REF	OEM
REC17913-93J00	17913-93J00



REF	OEM
REC17914-93J00	17914-93J00 17914-93JLO



new

IMPULSORES

IMPELLERS

GIRANTE

TURBINES

GUÍA DE IMPULSORES

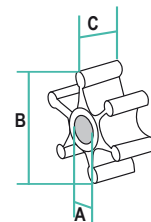
IMPELLER GUIDE

GUIDA GIRANTE

GUIDE TURBINES

2T
STROKES

		REF	OEM	CEF	A (mm)	B (mm)	C (mm)
DT4	1988-01	REC17461-98503	17461-98501,2,3	CEF500336	10,15	41	14
DT5	1986-02	REC17461-98503	17461-98501,2,3	CEF500336	10,15	41	14
DT6	1984-02	REC17461-98503	17461-98501,2,3	CEF500336	10,15	41	14
DT8	1980-87	REC17461-98503	17461-98501,2,3	CEF500336	10,15	41	14
DT8	1988-97	REC17461-92D02	17461-92D02	CEF500319	12,2	42	20
DT9,9	1980-87	REC17461-93004	17461-93001,3,4	CEF500398	15	70	12,5
DT9,9	1988-97	REC17461-92D02	17461-92D02	CEF500319	12,2	42	20
DT14	1977-80	REC17461-93004	17461-93001,3,4	CEF500398	15	70	12,5
DT15	1986-97	REC17461-93903	17461-93901,2,3	CEF500329	13,2	42	22
DT16	1977-82	REC17461-93004	17461-93001,2,3,4	CEF500398	15	70	12,5
DT20	1986-88	REC17461-96312	17461-96301	CEF500362G	17,1	67,5	16,18
DT25	1977-82	REC17461-93004	17461-93001,2,3,4	CEF500398	15	70	12,5
DT25	1983-88	REC17461-96312	17461-96301	CEF500362G	17,1	67,5	16,18
DT25	1989-00		17461-96400	CEF500399	17,2	67	16,16
DT28	1972-82	REC17461-93004	17461-93002	CEF500398	15	70	12,5
DT30	1983-85	REC17461-96312	17461-96301	CEF500362G	17,1	67,5	16,18
DT30	1989-00		17461-96400	CEF500399	17,2	67	16,16
DT35	1987-89	REC17461-96312	17461-96301	CEF500362G	17,1	67,5	16,18
DT40	1983	REC17461-94700	17461-95201	CEF500312	19,13	51,8	19
DT40	1984-98	REC17461-96312	17461-96310	CEF500362G	17,1	67,5	16,18
DT50	1978-84	REC17461-95300	17461-95501,95300	CEF500360	20,1	67,5	19
DT55	1985-97	REC17461-94700	17461-94700,1	CEF500361	17,1	67	19
DT60	1983	REC17461-94700	17461-95200	CEF500361	17,1	67	19
DT60	1984	REC17461-96312	17451-96301	CEF500362G	17,1	67,5	16,18
DT65	1985-97	REC17461-94700	17461-94701	CEF500361	17,1	67	19
DT75	1983-97	REC17461-95300	17461-95501,95300,1,2	CEF500360	20,1	67,5	19
DT85	1983-00	REC17461-95300	17461-95501,95300,1,2	CEF500360	20,1	67,5	19
DT90	1988+	REC17461-87E12	17461-87E12	CEF500365	22,2	78,3	35,1
DT100	1988+	REC17461-87E12	17461-87E12	CEF500365	22,2	78,3	35,1
DT115	1986-01	REC17461-90J01	17461-94510	CEF500367	24,3	86	31,7
DT140	1986-01	REC17461-90J01	17461-94510	CEF500367	24,3	86	31,7
DT150	1987-96	REC17461-90J01	17461-90J01	CEF500367	24,3	86	31,7
DT200	1998-03	REC17461-90J01	17461-90J00	CEF500367	24,3	86	31,7
DT225	1998-2003	REC17461-90J01	17461-90J00	CEF500367	24,3	86	31,7



REC17461-98503



REC17461-92D02



REC17461-93004



REC17461-93903



REC17461-96312



REC17461-94700



REC17461-95300



REC17461-87E12

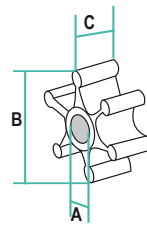


REC17461-90J01

SUZUKI

RECAMBIOS MARINOS

		REF	OEM	CEF	A (mm)	B (mm)	C (mm)
DF2.5	2003+	REC17461-97JM0	17461-97110				
DF4	2003+	REC17461-98503	17461-98503	CEF500336	10,15	41	14
DF6	2003+	REC17461-98503	17461-98503	CEF500336	10,15	41	14
DF8	2010+	REC17461-93903	17461-93903	CEF500329	13,2	42	22
DF9,9	2004+	REC17461-93903	17461-93903	CEF500329	13,2	42	22
DF15	2004+	REC17461-93903	17461-93903	CEF500329	13,2	42	22
DF25	1999-10	REC17461-96312	17461-96312	CEF500362G	17,1	67,5	16,18
DF25A	2015+	REC17461-96312	17461-94L00				
DF30	1999-07	REC17461-96312	17461-96312	CEF500362G	17,1	67,5	16,18
DF30A	2015+	REC17461-96312	17461-94L00				
DF40	1999+	REC17461-96312	17461-96312	CEF500362G	17,1	67,5	16,18
DF50	1999+	REC17461-96312	17461-96312	CEF500362G	17,1	67,5	16,18
DF60	1998-09	REC17461-87E12	17461-87E10,11,12	CEF500365	22,2	78,3	26
DF70	1998+	REC17461-87E12	17461-87E10,11,12	CEF500365	22,2	78,3	26
DF80	2010+	REC17461-87E12	17461-87E10,11,12	CEF500365	22,2	78,3	26
DF90	2010+	REC17461-87E12	17461-87E10,11,12	CEF500365	22,2	78,3	26
DF100	2001+	REC17461-90J01	17461-90J01	CEF500367	24,3	86	31,7
DF115	2002+	REC17461-90J01	17461-90J01	CEF500367	24,3	86	31,7
DF140	2002+	REC17461-90J01	17461-90J01	CEF500367	24,3	86	31,7
DF150	2008+	REC17461-90J01	17461-90J01	CEF500367	24,3	86	31,7
DF175	2007+	REC17461-90J01	17461-90J01	CEF500367	24,3	86	31,7
DF200	2004+	REC17461-93J00	17461-93J00	CEF500393	24,3	87	39
DF225	2004+	REC17461-93J00	17461-93J00	CEF500393	24,3	87	39
DF250	2004+	REC17461-93J00	17461-93J00	CEF500393	24,3	87	39
DF300	2007+	REC17461-93J00	17461-93J00	CEF500393	24,3	87	39



REC17461-97JM0



REC17461-98503



REC17461-96312



REC17461-87E12



REC17461-90J01



REC17461-93J00


CHAVETA

KEY


CHIAVETTA

CLAVETTE


REF	OEM	
REC09420-03005	09420-03005 09420-03009	REC17461-93903




DF15 (2012)
DF8Z, DF9.9A (AR) (2010+)
DF9.9, DF15 (R) (2004-11)
DF9.9B, DF15A, DF20A (2013+)




REF	OEM
REC17462-93990	17462-93990




DT9.9 (1983-87)
DT15 (1983-97)
DF9.9 (2004-10)
DF15 (2004-10)



REF	OEM	
REC09420-03002	09420-03002	REC17461-98503



DF4, DF5, DF6 (2006+)
DT4/J4, DT5Y (1988-00)
DT4K1 (2001)
DT5, DT6, DT8G-Y (1986-00)
DT5Y (1998-02)
DT6, DT8Y-K2 (2000-02)




REF	OEM
REC09420-05009	09420-05009 09420-05006




DF115WT, DF140WT K3 (2003)
DT115, DT140G-Y (1986-00)
DT150, DT200, DT225W-K3 (1989-03)
V6H-Y (1987-00)
DF100A, DF115, DF140A (2013+)
DF140 (2002-12)
DF150, DF175 (2006+)
DF200, DF225, DF250 (2004+)
DF250AP, DF300AP (2013+)
DF350, DF300 (2007)
DF90, DF100, DF115 (2001-11)



REF	OEM	
REC09420-04006	09420-04006	REC17461-96312



DF20R, DF25 (RVZ) (2006-11)
DF25/R/QVZ (2013)
DF25, DF30Y-K6 (2000-06)
DF40, DF50X-K10 (1999-10)
DF40A, DF50A, DF60A (2010+)
DT20, DT25, DT30G-Y (1986-00)
DT25, DT30 K1-K2 (2001-02)
DT25C, DT30C K-Y (1989-00)
DT40C-W G-X (1986-99)
DT40W K1-K4 (2001-04)



new

new

new


TAPA DEL IMPULSOR

IMPELLER PLATE


COPERCHIO GIRANTE

PLAQUE DE POMPE À EAU


REF	OEM
REC17471-92J02	17471-93J02 17471-93J01 17471-93J00




new

 DF150, DF175 (T/Z) (2006+)
 DF200, DF225, DF250 (2004+)
 DF150AP, DF175AP, DF200AP (2017+)
 DF150AT, DF175AT, DF200AT (2019)
 DF200A/AP (2015-17)
 DF200AT/AZ (2018)


REF	OEM
REC17471-92J00	17471-92J00 17471-87E00 17471-87E01




new

 DT90, DT100L-Y (1990-00)
 DF60, DF70W-K9 (1998-09)
 DF90, DF100, DF115 (2001-11)
 DF140 (2002-12)
 DF100A, DF115A, DF140A (2013+)

REF	OEM
REC17471-95J01	17471-95J01 17471-95J00



new

 DF20R, DF25, DF25R/Q (V2) (2006-13)
 DF40A, DF50A, DF60A (2010+)

REF	OEM
REC17471-97J00	17471-97J00-00



new

 DF2.5 (2006-11)


REF	OEM
REC17471-98601	17471-98601 17471-98600




new

 DT4-J4-DT5Y (1988-00)
 DT4K1 (2001)
 DT5Y (1998-02)


REF	OEM
REC17471-97JL0	17471-97JL0




new


 DT2.5 (2012+)


REF	OEM
REC17471-94401	17471-94401



 DF25, DF30Y-K6 (2000-06)
 DF40, DF50X-K10 (1999-10)
 DF20, DF25, DF30G-Y (1986-00)
 DF25C, DT30C-K-Y (1989-00)
 DT40C-W-G-X (1986-99)
 DT25, DT30 K1-K2 (2001-02)
 DT40W - K1-K4 (2001-04)

REF	OEM
REC17471-93902	17471-93902



 DF9.9(R)T-K3 (1996-11)
 DF15(R)-K3 (1996-12)
 DT15C (1989-97)
 DT9.9, DT15K1-K4 (2001-04)
 DT9.9K, DT15K-G-K4 (2001-04)
 DT9.9K, DT15K-G-Y (1986-00)

BOMBA DE AGUA

WATER PUMP

POMPA ACQUA

POMPE À EAU


CUERPO BOMBA DE AGUA


HOUSING, WATER PUMP

CORPO, POMPA ACQUA


CORPS DE POMPE À EAU

REF	OEM
REC17411-93901	17411-93901 17410-93910




 DT9.9, DT15 K1-K4 (2001-04)
 DT9.9K, DT15K-G-Y (1986-00)
 DT15C (1989-97)
 DF9.9, DF15 (R) (2004-11)
 DF9.9, DF15T-K3 (1996-03)


REF	OEM
REC17450-93921	17450-93921 17450-93920 17450-93930 17450-93440




new

 DT9.9K, DT15K G-Y (1986-00)

REF	OEM
REC17411-94421	17411-94421 17410-94431



 DF40, DF50X-K10 (1999-10)
 DT20, DT25, DT30G-Y (1986-00)
 DT25, DT30 K1-K2 (2001-02)
 DT40C-W-G-X (1986-99)
 DT40W K1-K4 (2001-04)
 DF25, FG30Y-K6 (2000-06)


TAPA DE LA BOMBA


WATER PUMP, COVER

COPERCHIO POMPA


PLAQUE DE POMPE À EAU

REF	OEM
REC56130-94413-0EP	56130-94413-0EP 56130-94411-0EP


 DF40, DF50X-K10 (1999-10)
 DF40W-K1-K4 (2001-04)



REF	OEM
REC56130-96331-0EP	56130-96331-0EP 56130-96320-0EP


 DT25, DT30



new

JUNTA BASE DE BOMBA

WATER PUMP, GASKET BASE

GUARNIZIONE BASE POMPA

JOINT, BASE DE POMPE À EAU

REF	OEM
REC17472-98J00	17472-98J00


 DF250AP, DF300AP (2012+)
 DF300T/Z (2007-11)



REF	OEM
REC17472-97JL0	17472-97JL0


 DF2.5 (2012+)



new

REF	OEM
REC17472-97J00	17472-97J00


 DF2.5 (2006-11)



new


REF	OEM
REC17472-87L00	17472-87L00



 DF70A, DF80A, DF90A (2009+)
 DF100B (2018+)



new


REF	OEM
REC17472-96303	17472-96301 17472-96302 17472-96303

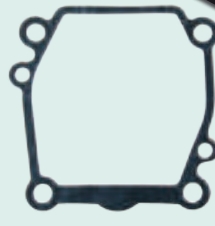

 DT20, DT25, DT30 (1986-04)
 DF25, DF30 (2000-06)
 DF20R, DF25R (VZ) (2006-13)
 DF40, DF50 (1999-10)
 DF40A, DF50A, DF60A (2010+)



new

REF	OEM
REC17472-87E10	17472-87E10 17472-87E00


 DF100A, DF115A, DF140A (2013+)
 DF115WT, DF140WT K3 (2003)
 DF140 (2002-12)
 DF60, DF70 W-K9 (1998-09)
 DF90, DF100, DF115 (2001-11)
 DF40A, DF50A, DF60A (2014+)
 DT90, DT100L-Y (1990-00)



new


JUNTA TÓRICA BOMBA DE AGUA


WATER PUMP, O-RING

GUARNIZIONE

JOINT TORIQUE DE POMPE À EAU


REF	OEM
REC17417-92J00	17417-92J00

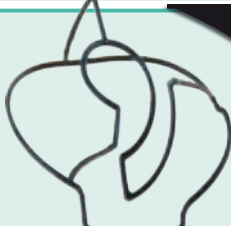

 DF140 (2002-11)
 DF90, DF100, DF115 (2001-11)



new


REF	OEM
REC17416-92J10	17416-92J10



 DF100A, DF115A, DF140A (2013+)
 DF140 (2002-12)
 DF90, DF100, DF115 (2001-11)



new


REF	OEM
REC17416-93J00	17416-93J00



 DF200, DF225, DF250 (2000+)
 DF250AP, DF300AP (2012+)
 DF300T/Z (2007-11)
 DF325A, DF350A (2018+)



new


REF	OEM
REC17416-95J00	17416-95J00



 DF20R, DF25R (VZ) (2006-13)
 DF40A, DF50A, DF60A (2010+)



new


REF	OEM
REC17416-96J00	17416-96J00



 DF150AP, DF175AP, DF200AP (2017+)
 DF150AT, DF175AT, DF200AT (2019)
 DF150T, DF175T (G)/Z (2006-18)
 DF200A, DF200AP (2015-17)
 DF200AT/AZ (2018)







































new

REF	OEM
REC17416-99E10	17416-99E10


 DF40A, DF50A, DF60A (2014+)
 DF70A, DF80A, DF90A (2009+)
 DF100B (2018+)



new

JUNTAS BOMBA	WATER PUMP GASKET	GUARNIZIONE POMPA	JOINTS POMPE										
<table border="1"> <thead> <tr> <th>REF</th> <th>OEM</th> </tr> </thead> <tbody> <tr> <td>REC17452-93910</td> <td>17452-93910</td> </tr> <tr> <td></td> <td>DF9.9, DF15T-K3 (1996-03) DT15C (1989-97) DT9.9K, DT15K-G-Y (1986-00) DT9.9, DT15 K1-K4 (2001-04)</td> </tr> </tbody> </table> 	REF	OEM	REC17452-93910	17452-93910		DF9.9, DF15T-K3 (1996-03) DT15C (1989-97) DT9.9K, DT15K-G-Y (1986-00) DT9.9, DT15 K1-K4 (2001-04)	<table border="1"> <thead> <tr> <th>REF</th> <th>OEM</th> </tr> </thead> <tbody> <tr> <td>REC17472-92D10</td> <td>17472-92D10</td> </tr> <tr> <td></td> <td>DT8C, DT9.9C-J-V (1988-97)</td> </tr> </tbody> </table> 	REF	OEM	REC17472-92D10	17472-92D10		DT8C, DT9.9C-J-V (1988-97)
REF	OEM												
REC17452-93910	17452-93910												
	DF9.9, DF15T-K3 (1996-03) DT15C (1989-97) DT9.9K, DT15K-G-Y (1986-00) DT9.9, DT15 K1-K4 (2001-04)												
REF	OEM												
REC17472-92D10	17472-92D10												
	DT8C, DT9.9C-J-V (1988-97)												
<table border="1"> <thead> <tr> <th>REF</th> <th>OEM</th> </tr> </thead> <tbody> <tr> <td>REC17472-91J00</td> <td>17472-91J00</td> </tr> <tr> <td></td> <td>DF4, DF5, DF6 (2002-14)</td> </tr> </tbody> </table> 	REF	OEM	REC17472-91J00	17472-91J00		DF4, DF5, DF6 (2002-14)	<table border="1"> <thead> <tr> <th>REF</th> <th>OEM</th> </tr> </thead> <tbody> <tr> <td>REC17472-98611</td> <td>17472-98611</td> </tr> <tr> <td></td> <td>DT4 / J4, DT5Y (1988-00) DT4K1 (2001) DT5Y (1998-02)</td> </tr> </tbody> </table> 	REF	OEM	REC17472-98611	17472-98611		DT4 / J4, DT5Y (1988-00) DT4K1 (2001) DT5Y (1998-02)
REF	OEM												
REC17472-91J00	17472-91J00												
	DF4, DF5, DF6 (2002-14)												
REF	OEM												
REC17472-98611	17472-98611												
	DT4 / J4, DT5Y (1988-00) DT4K1 (2001) DT5Y (1998-02)												
<table border="1"> <thead> <tr> <th>REF</th> <th>OEM</th> </tr> </thead> <tbody> <tr> <td>REC17472-93J00</td> <td>17472-93J00</td> </tr> <tr> <td></td> <td>DF200, DF225, DF250 (2004+) DF200A (2015) DF150, DF175T-Z (G) (2006-14)</td> </tr> </tbody> </table> 	REF	OEM	REC17472-93J00	17472-93J00		DF200, DF225, DF250 (2004+) DF200A (2015) DF150, DF175T-Z (G) (2006-14)	<table border="1"> <thead> <tr> <th>REF</th> <th>OEM</th> </tr> </thead> <tbody> <tr> <td>REC55122-94400</td> <td>55122-88L00</td> </tr> <tr> <td></td> <td>DF40, DF50X-K10 (1999-10) DF40A, DF50A, DF60A (2010+)</td> </tr> </tbody> </table> 	REF	OEM	REC55122-94400	55122-88L00		DF40, DF50X-K10 (1999-10) DF40A, DF50A, DF60A (2010+)
REF	OEM												
REC17472-93J00	17472-93J00												
	DF200, DF225, DF250 (2004+) DF200A (2015) DF150, DF175T-Z (G) (2006-14)												
REF	OEM												
REC55122-94400	55122-88L00												
	DF40, DF50X-K10 (1999-10) DF40A, DF50A, DF60A (2010+)												
<table border="1"> <thead> <tr> <th>REF</th> <th>OEM</th> </tr> </thead> <tbody> <tr> <td>REC17472-95310</td> <td>17472-95310</td> </tr> <tr> <td></td> <td>DT55, DT65J-X (1988-99)</td> </tr> </tbody> </table> 	REF	OEM	REC17472-95310	17472-95310		DT55, DT65J-X (1988-99)	<table border="1"> <thead> <tr> <th>REF</th> <th>OEM</th> </tr> </thead> <tbody> <tr> <td>REC17472-98503</td> <td>17472-98503</td> </tr> <tr> <td></td> <td>DT5, DF6, DT8G-Y (1986-00) DT6, DT8Y-K2 (2000-02)</td> </tr> </tbody> </table> 	REF	OEM	REC17472-98503	17472-98503		DT5, DF6, DT8G-Y (1986-00) DT6, DT8Y-K2 (2000-02)
REF	OEM												
REC17472-95310	17472-95310												
	DT55, DT65J-X (1988-99)												
REF	OEM												
REC17472-98503	17472-98503												
	DT5, DF6, DT8G-Y (1986-00) DT6, DT8Y-K2 (2000-02)												
<table border="1"> <thead> <tr> <th>REF</th> <th>OEM</th> </tr> </thead> <tbody> <tr> <td>REC17472-93911</td> <td>17472-93911</td> </tr> <tr> <td></td> <td>DF9.9, DF15T-K3 (1996-03) DT15C (1989-97) DT9.9K, DT15K-G-Y (1986-00) DT9.9, DT15K1-K4 (2001-04)</td> </tr> </tbody> </table> 	REF	OEM	REC17472-93911	17472-93911		DF9.9, DF15T-K3 (1996-03) DT15C (1989-97) DT9.9K, DT15K-G-Y (1986-00) DT9.9, DT15K1-K4 (2001-04)							
REF	OEM												
REC17472-93911	17472-93911												
	DF9.9, DF15T-K3 (1996-03) DT15C (1989-97) DT9.9K, DT15K-G-Y (1986-00) DT9.9, DT15K1-K4 (2001-04)												

CASQUILLO INOX	INSERT CUP	GHIERA INOX	INSERT INOX										
<table border="1"> <thead> <tr> <th>REF</th> <th>OEM</th> </tr> </thead> <tbody> <tr> <td>REC17413-95J00</td> <td>17413-95J00</td> </tr> <tr> <td></td> <td>DF40A, DF50A, DF60A (2010+) DF20R, DF25, RVZ (2006-11) DF20, DF25R, DF25QVZ (2013)</td> </tr> </tbody> </table> 	REF	OEM	REC17413-95J00	17413-95J00		DF40A, DF50A, DF60A (2010+) DF20R, DF25, RVZ (2006-11) DF20, DF25R, DF25QVZ (2013)	<table border="1"> <thead> <tr> <th>REF</th> <th>OEM</th> </tr> </thead> <tbody> <tr> <td>REC17413-92J01</td> <td>17413-92J01 17413-92J00</td> </tr> <tr> <td></td> <td>DF100A, DF115A, DF140A (2013+) DF140 (2002-12) DF90, DF100, DF115 (2001-11)</td> </tr> </tbody> </table> 	REF	OEM	REC17413-92J01	17413-92J01 17413-92J00		DF100A, DF115A, DF140A (2013+) DF140 (2002-12) DF90, DF100, DF115 (2001-11)
REF	OEM												
REC17413-95J00	17413-95J00												
	DF40A, DF50A, DF60A (2010+) DF20R, DF25, RVZ (2006-11) DF20, DF25R, DF25QVZ (2013)												
REF	OEM												
REC17413-92J01	17413-92J01 17413-92J00												
	DF100A, DF115A, DF140A (2013+) DF140 (2002-12) DF90, DF100, DF115 (2001-11)												
<table border="1"> <thead> <tr> <th>REF</th> <th>OEM</th> </tr> </thead> <tbody> <tr> <td>REC17413-99E11</td> <td>17413-99E11</td> </tr> <tr> <td></td> <td>DF40A, DF50A, DF60A (2014+) DF70A, DF80A, DF90A (2009+) DF100B (2018+)</td> </tr> </tbody> </table> 	REF	OEM	REC17413-99E11	17413-99E11		DF40A, DF50A, DF60A (2014+) DF70A, DF80A, DF90A (2009+) DF100B (2018+)	<table border="1"> <thead> <tr> <th>REF</th> <th>OEM</th> </tr> </thead> <tbody> <tr> <td>REC17413-96J01</td> <td>17413-96J01 17413-96J00</td> </tr> <tr> <td></td> <td>DF150, DF175 (2006+) DF200A, AP (2015+)</td> </tr> </tbody> </table> 	REF	OEM	REC17413-96J01	17413-96J01 17413-96J00		DF150, DF175 (2006+) DF200A, AP (2015+)
REF	OEM												
REC17413-99E11	17413-99E11												
	DF40A, DF50A, DF60A (2014+) DF70A, DF80A, DF90A (2009+) DF100B (2018+)												
REF	OEM												
REC17413-96J01	17413-96J01 17413-96J00												
	DF150, DF175 (2006+) DF200A, AP (2015+)												

KITS DE REPARACIÓN BOMBA DE AGUA

WATER PUMP SERVICE KITS

KIT RICAMBI POMPA ACQUA

KIT POMPE À EAU

REF	OEM
REC17400-95351	17400-95550 17400-95350 17400-95351

DT75, DT85J-Y (1988-00)



REF	OEM
REC17400-93J01	17400-93J00 17400-93J01 17400-93J02 17400-93J03

DF200, DF225, DF250 (2004+)



REF	OEM
REC17400-94701	17400-94700 17400-94701

DT55, DT65J-X (1988-99)



REF	OEM
REC17400-98661	17400-98661 17400-986L0 17400-986L1

DF4, DF5, DF6 (2002-15)



REF	OEM
REC17400-96403	17400-96350 17400-96351 17400-96352 17400-96403 17400-96353

DT20, DT25, DT30G-Y (1986-00)
DT40C-W-G-X (1986-99)
DT25C, DT30C-K-Y (1989-00)
DF25, DF30 (2000-07)
DF40, DF50 (1999-10)



REF	OEM
REC17400-98J01	17400-98J00 17400-98J01 17400-98J02

DF250AP, DF300AP (2012+)
DF300T/Z (2007-11)



REF	OEM
REC17400-87D11	17400-87D10 17400-87D11 17400-87D00

V6H-Y (1987-00)
DT150, DT200, DT225W-K3 (1998-03)




REF	OEM
REC17400-98551	17400-98551

DT5, DT6, DT8G-Y (1986-00)
DT6, DT8Y-K2 (2000-02)



REF	OEM
REC17400-87E04	17400-87E03

DT90, DT100L-Y (1990-00)
DF60, DF70W-K9 (1998-09)



REF	OEM
REC17400-98652	17400-98652 17400-98661

DT4 /J4, DT5Y (1988-02)
DT4K1 (2001)



REF	OEM
REC17400-92D01	17400-92D01 17400-92D11

DT8C, DT9.9C-J-V (1988-97)



REF	OEM
REC17400-93951	17400-93950

DF9.9, DF15T-K3 (1996-03)
DT9.9K, DT15K-G-Y (1986-00)
DT15C (1989-97)



REF	OEM
REC17400-94611	17400-94611

DT115, DT140G-Y (1986-00)

REF	OEM
REC17400-94L00	17400-94L00

DF25A, DF30A (2014+)

REF	OEM
REC17400-90J20	17400-90J11

DF90, DF100, DF115K1-K11 (2001-11)
DF140 (2002-11)

REF	OEM
REC17400-92J21	17400-92J21

DF100A, DF115, DF115A
DF140A, DF150AP, DF175AP (2009+)

REF	OEM
REC17400-99J01	17400-99J00 17400-99J01

DF9.9A/AR/B (2010+)
DF8A/AR
DF15A
DF20A

REF	OEM
REC17400-92J00	17400-92J200

DF90, DF100, DF115, DF140 (2006-08)

REF	OEM
REC17400-93912	17400-93911 17400-93912

DT9.9, DT15K1-K4 (2001-04)
DT9.9K, DT15KG-Y (1986-00)

REF	OEM
REC17400-87L01	17400-87L00 17400-87L01

DF70A, DF80A, DF90A (2009+)

REF	OEM
REC17400-96J03	17400-96J00 17400-96J01 17400-96J02 17400-96J03

DF150, DF150G, DF150AP
DF170, DF175G, DF175AP
DF200A, DF200AP (2006+)

REF	OEM
REC17400-88L00	17400-88L00

DF40A, DF50A, DF60A (2010+)

new

REF	OEM
REC17400-94J00	17400-94J200

DF9.9, DF15 (2007+)

new

REF	OEM
REC17400-95J02	17400-95J01 17400-95J02

D25 V-TWIN (20106+)

**GUÍA
KITS DE BOMBA DE AGUA**

**GUIDE OF WATER PUMP
SERVICE KITS**

**GUIDA
KIT POMPA ACQUA**

**GUIDE
KIT POMPE À EAU**

2T STROKES	REF
DT4	1984-98 REC17400-98652
DT5	1992-02 REC17400-98652
DT6	1984-02 REC17400-98551
DT8	1986-97 REC17400-98551
DT9.9	1985-87 REC17400-98551
DT15C	1989-97 REC17400-98551
DT15	1983-88 REC17400-98551
DT8	1988-97 REC17400-92D01
DT9.9C	1989-00 REC17400-96403
DT25C	1988-97 REC17400-96403
DT30C	1985-88 REC17400-96403
DT20	1984-88 REC17400-96403
DT25C	1984-88 REC17400-96403
DT30C	1984-87 REC17400-96403
DT35	1983-98 REC17400-96403
DT40C	1985-97 REC17400-94701
DT55	1985-97 REC17400-94701
DT65	1985-00 REC17400-95351
DT75	1985-00 REC17400-95351
DT85	1985-00 REC17400-95351
DT115	1986-01 REC17400-94611
DT140	1986-01 REC17400-94611
V6	1986-03 REC17400-87D11

4T STROKES	REF
DF4	2002+ REC17400-98661
DF6	2010+ REC17400-99J01
DF9.9A	2007+ REC17400-94J00
DF9.9	
DF15	
DF9.9B	1997-06 REC17400-93951
DF15A	
DF20A	
DF25	2000-07 REC17400-96403
DF30	
DF40	1999-10 REC17400-96403
DF50	
DF25A	2014+ REC17400-94L00
DF30A	
DF60	1998-10 REC17400-87E04
DF70	
DF40A	
DF50A	2010+ REC17400-88L00
DF60A	
DF70A	
DF80A	2009+ REC17400-87L01
DF90A	
DF90	
DF100	2006-08 REC17400-92J00
DF115	
DF140	

REF	
DF90	2001-05 REC17400-90J20
DF115	
DF140	
DF100A	
DF115	2009+ REC17400-92J21
DF115A	
DF140A	
DF150AP	
DF175AP	
DF150	
DF150G	
DF150AP	2006+ REC17400-96J03
DF175	
DF175G	
DF175AP	
DF200A	
DF200AP	
DF200	2004+ REC17400-93J01
DF225	
DF250	
DF250SS	
DF300A	2007+ REC17400-98J01
DF300AP	



ÁNODO

ANODE

ANODI

ANODE

ZN (KG)	AL (KG)	OEM
CM55300-95500 0,018	CM55300-95500A 0,023	55300-95500

DF9.9 (2004-10)
DF15 (1996-03)
DF40, DF50 (1999-10)
DF40A, DF50A, DF60A (2010+)

ZN (KG)	AL (KG)	OEM
CM55321-87J00 0,02	CM55321-87J00A 0,007	55321-87J00 55321-87J01

TORNILLO PAGB/T5783-M6X14 TÓRICA REC09280-22019

ZN (KG)	AL (KG)	OEM
CM55320-98400 0,05	CM55320-98400A 0,046	55320-98400

DF9.9, DF15 (1997-10)

ZN (KG)	AL (KG)	OEM
CM41811-98500 0,05		41811-98500

DT4, DT15
DF9.9, DF15

ZN (KG)	AL (KG)	OEM
CM55320-95310 0,08	CM55320-95310A 0,03	55320-95310


DF25 --- DF300 (2000+)

ZN (KG)	AL (KG)	OEM
CM55321-94900 0,51	CM55321-94900A 0,21	55320-94900

DF60 --- DF300 HP


ZN	(KG)	AL	(KG)	OEM
CM55125-95500	0,25	CM55125-95500A	0,087	55125-87E01

DF40, DF50 (1999-10)
DF40A, DF50A, DF60A (2010+)




ZN	(KG)	AL	(KG)	OEM
CM55125-94502	0,33			55125-94502

DT115 --> DT140 (1986-00)




ZN	(KG)	AL	(KG)	OEM
CM55321-93900	0,08	CM55321-93900A	0,02	55320-93900

DF9.9, DF15 (1997-08)




ZN	(KG)	AL	(KG)	OEM
CM55320-98600	0,10	CM55320-98600A	0,034	55320-98600

DT4, DT5 (1988-02)




ZN	(KG)	AL	(KG)	OEM
CM55125-87D00	0,34	CM55125-87D00A	0,14	55320-93900 55125-87801

50 --> 250 HP




ZN	(KG)	AL	(KG)	OEM
CM55321-90J01	0,08	CM55321-90J01A	0,036	55321-90J01

DF60, DF70, DF90, DF115, DF140 (1998-10)



ZN	(KG)	AL	(KG)	OEM
CM55125-96310	0,13	CM55125-96310A	0,07	55125-96310


20, 25, 30, 40 50 HP (1983-10)
DF25, DF30 (2000-10)
DF25 V-TWIN (2006+)



ZN	(KG)	AL	(KG)	OEM
CM11130-94600	0,02	CM11130-94600A	0,01	11130-94600

DT4 --> DT140 (1986-2002)

TORNILLO
PAGB/T5783-M6X14



AL	(KG)	OEM
CM55125-95301A	0,06	55125-95301

55, 65 HP



KITS DE ÁNODOS	ANODES KIT	KIT ANODI	KIT ANODES				
<table border="1"> <thead> <tr> <th>AL</th> </tr> </thead> <tbody> <tr> <td>CMSZ90140KITA</td> </tr> </tbody> </table> <p>90, 100, 115, 140 hp</p> 	AL	CMSZ90140KITA		<table border="1"> <thead> <tr> <th>AL</th> </tr> </thead> <tbody> <tr> <td>CMSZ4050KITA</td> </tr> </tbody> </table> <p>40 - 50 hp</p> 	AL	CMSZ4050KITA	
AL							
CMSZ90140KITA							
AL							
CMSZ4050KITA							

ÁNODO


ANODE

ANODI

ANODE


ZN	OEM	(KG)
TEN01208	55300-95500	0,08

DF9.9 (2004-10)
DF15 (1996-03)
DF40, DF50 (1999-10)
DF40A, DF50A, DF60A (2010+)



ZN	OEM	(KG)	Ø
TEN01210	55320-98400	0,05	7 mm
TEN01210/1	41811-98500	0,05	M6

DF9.9, DF15 (1997-10)



ZN	OEM	(KG)
TEN01212	55321-90J01	0,10

DF60, DF140 (1998-10)



ZN	OEM	(KG)	TORNILLO	TÓRICA
TEN01213	55321-87J00 55321-87J01	0,02	PAGB/T5783-M6X14	REC09280-22019

DF8 --> DF300




ZN	(KG)	AL	(KG)	OEM
TEN01214	0,51	TEN01214AL	0,20	55320-94900

DF60 --> DF30 HP



ZN	(KG)	OEM
TEN01202	0,095	55320-98600

DT4, DT5 (1988-02)




ZN	OEM	(KG)
TEN01211	55125-87D00 55120-87801	0,31

50 --> 70 HP
DT150, DT175, DT200, DT225
4T



ZN	OEM	(KG)
TEN01215	55125-90J01	0,25

Serie 7DF60- DF70
DF90 --> DF140 (1998+)



ZN	OEM	(KG)
TEN01200	55125-96310	0,15

20, 25, 30 HP
DF25, DF30 (2000-10)
DF25 V-TWIN (2006+)



ZN	(KG)	AL	(KG)	OEM
TEN01204	0,08	TEN01204AL	0,03	55320-98311 55320-95310

DF25, DF300 (2010+)




ZN	(KG)	OEM
TEN01201	0,16	55125-95301

DF40, DF50 (1999-10)
DF40A, DF50A, DF60A (2010+)



ZN	(KG)	OEM
TEN01206	0,05	55321-93900


DF9.9, DF15 (1997-08)




ZN	(KG)	OEM
TEN01207	0,19	55321-95500 55320-98600

75, 85, 90 HP




ZN	OEM	 (KG)
TEN01203	41810-87D00	0,15




ZN	 (KG)	OEM
TEN01209	0,33	55321-94502 55125-94502


115 HP




ZN	 (KG)	OEM	TORNILLO
TEN01205	0,01	11130-94600	PAGB/T5783-M6X14

DT4 --> DT140 (1986-02)



ZN	 (KG)	OEM
TEN01166	0,03	11281-94400


DT8 --> DT65 (1986-00)
DF60, DF70 (1998-09)



new


TORNILLO INOX SS SCREW VITE INOX VIS INOX

REF	OEM	ÁNODO ANODE ANODO ANODE
PAGB/T5783-M6X14	09103-06281	CM55321-87J00 CM11130-94600 TEN01213 TEN01205



new

REF	OEM	ÁNODO ANODE ANODO ANODE
PAGB/T818-M6X14	09128-06221	11130-94600



new

REF	OEM	ÁNODO ANODE ANODO ANODE	
REC09116-06121	09116-06121	55321-94900	6 X 25



new


REF	OEM	ÁNODO ANODE ANODO ANODE	
REC09116-06094	09116-06094	55321-93J00	6 X 15



new

JUNTA TÓRICA O-RING O-RING JOINT TORIQUE

REF	OEM	ÁNODO ANODE ANODO ANODE
REC09280-22019	09280-22019	CM55321-87J00 TEN01213




new

JUNTA TAPA DEL ÁNODO GASKET, ANODE COVER GUARNIZIONE, COPERCHIO ANODO JOINT, COUVERCLE D'ANODE

REF	OEM
REC11265-87E10	11265-87E00 11265-87E00-H17

DF25 --> DF140



new

PARTES DEL MOTOR ENGINE PARTS

PARTI MOTORE PIECES MOTEUR

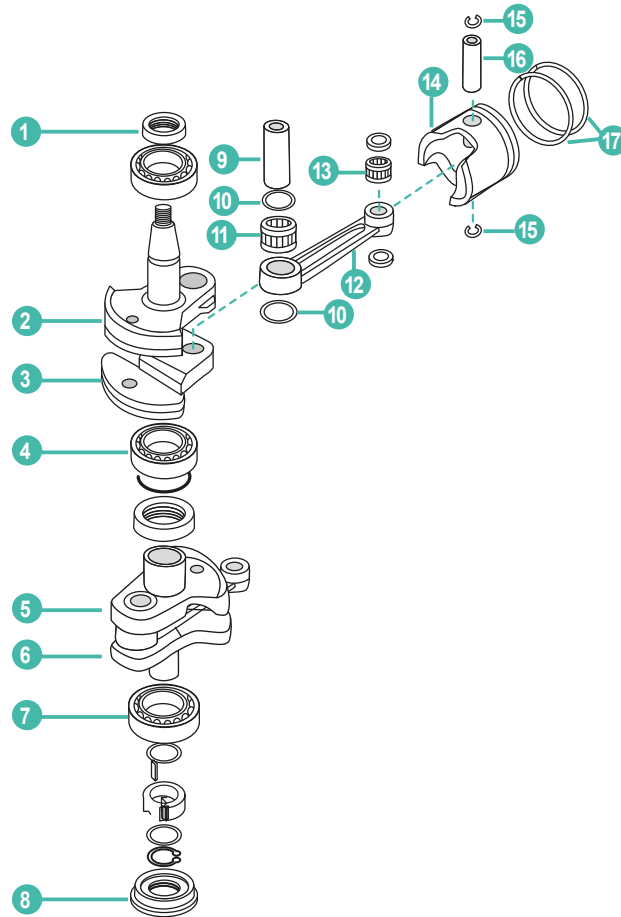
DESPIECE MOTOR
DE 2 TIEMPOS

ENGINE PARTS
2 STROKES

PARTI MOTORI
2 TEMPI

PIECES DE MOTEURS
2 TEMPS

2T
STROKES DT40C-W-G-X (1986-99)
DTW-K1-KA (2001-04)



	REF	OEM					UN.
1	REC09283-35043	09283-35043	RETÉN	OIL SEAL	PARAOLIO	JOINT SPI	1
2	REC12221-94412	12221-94412	CIGÜEÑAL 1	CRANKSHAFT 1	ALBERO MOTORE 1	VILEBREQUIN 1	1
3	REC12231-94413	12231-94413	CIGÜEÑAL 2	CRANKSHAFT 2	ALBERO MOTORE 2	VILEBREQUIN 2	1
4	REC09269-30012	09269-30012	RODAMIENTO	BEARING	CUSCINETTO	ROULEMENT	1
5	REC12232-94412	12232-94412	CIGÜEÑAL 3	CRANKSHAFT 3	ALBERO MOTORE 3	VILEBREQUIN 3	1
6	REC12240-94432	12240-94432	CIGÜEÑAL 4	CRANKSHAFT 4	ALBERO MOTORE 4	VILEBREQUIN 4	1
7	REC09262-35052	09262-35052	RODAMIENTO	BEARING	CUSCINETTO	ROULEMENT	1
8	REC09283-30062	09283-30062	RETÉN	OIL SEAL	PARAOLIO	JOINT SPI	1
9	REC12211-94410	12211-94410	BULON CIGÜEÑAL	PIN CRANK	SPINOTTO	CLAVETTE	2
10	REC09160-27008	09160-27008	ARANDELA	WASHER	RONDELLA	RONDELLE	4
11	REC09263-27005	09263-27005	COJINETE BIELA	ROD BEARNG	CUSCINETTO BIELLA	ROULEMENT DE BIELLE	2
12	REC12161-94400	12161-94400	BIELA	CONNECTING ROD	BIELLA	BIELLE	2
13	REC09263-20072	09263-20072	COJINETE BIELA	ROD BEARNG	CUSCINETTO BIELLA	ROULEMENT DE BIELLE	2
14	REC12110-94400K	12110-94400K	KIT PISTON	PISTON KIT	KIT PISTONE	KIT PISTON	2
15	REC09381-20003	09381-20003	CLIP	CNAP RING	CLIP	CLIP	4
16	REC12151-94400	12151-94400	PIN	PIN	SPINA	AXE DE PISTON	2
17	REC12140-94400	12140-94400	KIT SEGMENTOS	RING SET	SET FASCE	KIT DE SEGMENTS	2

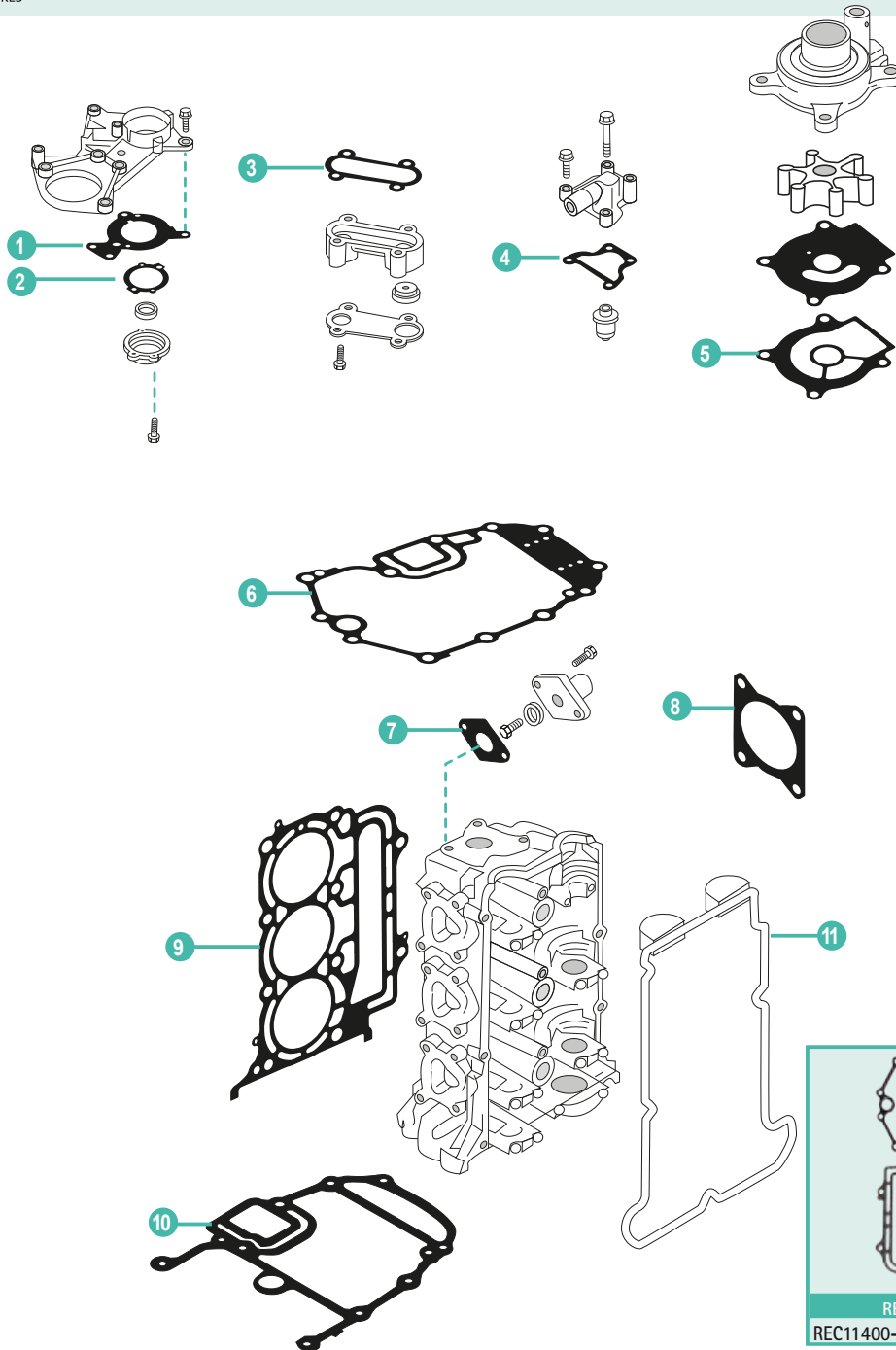
DESPIECE MOTOR
DE 4 TIEMPOS

ENGINE PARTS
4 STROKES

PARTI MOTORI
4 TEMPI

PIECES DE MOTEURS
4 TEMPS

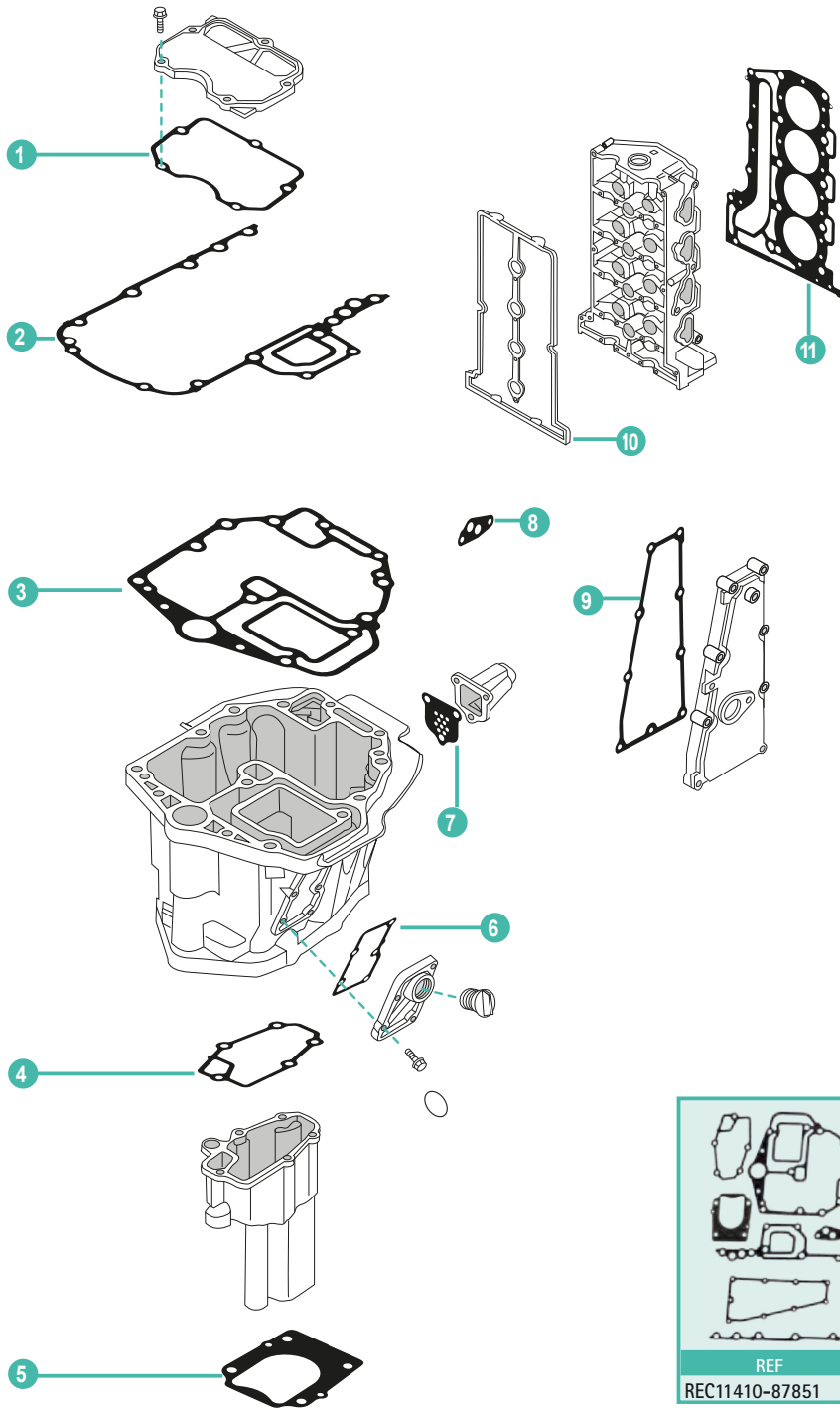
4T DF40, DF50 (1999-10)
STROKES



REF	OEM
REC11400-87804	11400-87804

	REF	OEM				
1	REC11413-87J00	11413-87J00	RETÉN SUPERIOR	SEAL UPPER	PARAOLIO SUPERIORE	JOINT SPI
2	REC11433-87J00	11433-87J00	JUNTA DEL RETÉN SUPERIOR	SEAL UPPER, GASKET	GUARNIZIONE PARAOLIO SUPERIORE	JOINT SPI
3	REC17616-87J00	17616-87J00	JUNTA DE LA VÁLVULA DE PRESIÓN	PRESURE VALVE, GASKET	GUARNIZIONE, VALVOLA PRESIONE	JOINT SOUPEPE DE PRESSION
4	REC17685-87D10	17685-87D10	JUNTA TAPA DE TERMOSTATO	THERMOSTAT COVER GASKET	GUARNIZIONE COPERCHIO TERMOSTATO	JOINT LOGEMENT THERMOSTAT
5	REC17472-96303	17472-96303	JUNTA DE LA BOMBA DE AGUA	WATER PUMP, GASKET	GUARNIZIONE POMPA ACQUA	JOINT POMPE À EAU
6	REC11489-87J00	11489-87J00	JUNTA DEL CÁRTER	OIL PAN, GASKET	GUARNIZIONE COPPA OLIO	JOINT DE CARTER
7	REC11265-87E10	11265-87E10	JUNTA TAPA DEL ÁNODO	GASKET, COVER ANODE	GUARNIZIONE COPERCHIO ANODO	JOINT D'ANODE D'ECHAPPEMENT
8	REC13421-87J00	13421-87J00	JUNTA DEL CUERPO DE MARIPOSA	THRPTTLE BODY GASKET	GUARNIZIONE CORPO FARFALLATO	JOINT DE THROTTLE BODY
9	REC11141-87J02	11141-87J02	JUNTA DE CULATA	CYLINDER HEAD, GASKET	GUARNIZIONE TESTATA	JOINT DE CULASSE
10	REC51211-87J00	51211-87J00	JUNTA BASE MOTOR	GASKET ENGINE	GUARNIZIONE BASE MOTORE	JOINT DE TÊTE MOTRICE
11	REC11189-87J00	11189-87J00	JUNTA TAPA DE BALANCÍN	GASKET CYLINDER COVER	GUARNIZIONE COPERCHIO PUNTERIE	JOINT COUVERCLE

4T DF70A, DF80A, DF90A, DF100B (2009+)
STROKES



REC	OEM
REC11410-87851	11410-87851

P. 484

	REF	OEM				
1	REC51123-87L00	51123-87L00	JUNTA DE LA TAPA DE SILEMBLOCK	GASKET, MOUNT CASE COVER	GUARNIZIONE COPERCHIO SILEMBLOCK	JOINT DE COUVERCLE SILEMBLOCK
2	REC51211-87L10	51211-87L00 51211-87L10	JUNTA BASE MOTOR	ENGINE HOLDER GASKET	GUARNIZIONE BASE MOTORE	JOINT BASE MOTEUR
3	REC11489-87L00	11489-87L00	JUNTA CARTER	OIL PAN GASKET	GUARNIZIONE COPPA	JOINT DE CARTER
4	REC52331-87L00	52331-87L00	JUNTA TAPA DE ESCAPE	GASKET EXHAUST COVER	GUARNIZIONE COPERCHIO SCARICO	JOINT DE COUVERCLE D'ECHAPPEMENT
5	REC17472-87L00	17472-87L00	JUNTA BOMBA DE AGUA	WATER PUMP GASKET	GUARNIZIONE POMPA ACQUA	JOINT DE POMPE À EAU
6	REC52331-87L00	52331-87L00	JUNTA TAPA ESCAPE	GASKET EXHAUST COVER	GUARNIZIONE COPERCHIO SCARICO	JOINT DE COUVERCLE D'ECHAPPEMENT
7	REC11542-87L00	11542-87L00	JUNTA MÚLTIPLE DE ESCAPE	MULTI EXHAUST GASKET	GUARNIZIONE SCARICO MULTIPLO	JOINT DE PIPE D'ECHAPPEMENT
8	REC16539-87L00	16539-87L00	JUNTA ADAPTADOR DE FILTRO	FILTER ADAPTER GASKET	GUARNIZIONE ADATTATORE DE FILTRO	JOINT D'ADAPTEUR DE FILTRE
9	REC14151-87L00	11151-87L00	JUNTA TAPA ESCAPE	GASKET EXHAUST COVER	GUARNIZIONE COPERCHIO SCARICO	JOINT DE COUVERCLE D'ECHAPPEMENT
10	REC11189-87L00	11189-87L00	JUNTA TAPA DE CULATA	GASKET CYLINDER HEAD COVER	GUARNIZIONE COPERCHIO TESTATA	JOINT DE COUVERTURE DE CULASSE
11	REC11141-87L00	11141-87L00	JUNTA DE CULATA	CYLINDER-HEAD GASKET	GUARNIZIONE TESTATA	JOINT DE CULASSE

ÁRBOL DE LEVAS

CAMSHAFT

ALBERO A CAMME

ARBRE A CAMES

REF	OEM
REC12710-97J00	12710-97J00

DF2.5 (2006+)



new



REF
STA82910

JUNTAS DE MOTOR
4 TIEMPOS

ENGINE GASKET
4 STROKES

GUARNIZIONI
MOTORE 4 TEMPI

JOINTS DE MOTEUR
4 TEMPS

4T
STROKES

JUNTAS DE CULATA


CYLINDER HEAD GASKET

GUARNIZIONE TESTA

JOINT DE CULASSE

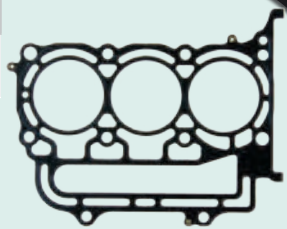
REF	OEM
REC11141-97J02	11141-97JL0 11141-97J01

DF2.5 (2006-15)



REF	OEM
REC11141-87J02	11141-87J00 11141-87J01 11141-87J02


DF40, DF50 (1999-10)



new

REF	OEM
REC11141-91JL0	11141-91JL0 11141-91J01 11141-91J02

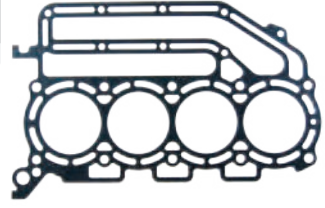
DF4, DF5, DF6 (2002-15)



new


REF	OEM
REC11141-90J01	11141-90J00

DF90, DF100, DF115K1-K11 (2001-11)



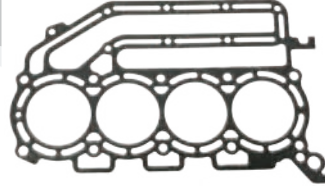
REF	OEM
REC11141-93E20	11141-93E20

DF9.9, DF15T-K3 (1996-03)
DF9.9, DF15 (R) (2004-11) MY04




REF	OEM
REC11141-92J01	11141-92J00

DF100A, DF115A, DF140A (2013+)
DF140 (2002-12)



REF	OEM
REC11141-95J00	11141-95J00


DF20, DF25, DF25R V2 (2006-11)



REF	OEM
REC11142-93J10	11142-93J03
REC11141-93J10	11141-93J03


DF200, DF225, DF250 (2004+)

BABOR | PORT | BABORDO | GAUCHE
ESTRIBOR | STD | TRIBORDO | DROIT



REF	OEM
REC11141-87L00	11141-87L00

DF70A, DF80A, DF90A, DF100B (2009+)




new

REF	OEM
REC11142-98J10	11142-98J00
REC11141-98J10	11141-98J01

DF300AP (2012)
DF300T-Z (2007-11)

BABOR | PORT | BABORDO | GAUCHE
ESTRIBOR | STD | TRIBORDO | DROIT



SUZUKI

RECAMBIOS
MARINOS

4T
STROKESGUÍA
JUNTAS DE CULATACYLINDER HEAD GASKET
GUIDEGUIDA
GUARNIZIONE TESTAGUIDE
JOINTS DE CULASSE

		REF	RO OEM
DF2.5	2006-15	REC11141-97J02	11141-97JL0
			11141-91JL0
DF4, DF5, DF6	2002-15	REC11141-91JL0	11141-91J01
			11141-91J02
DF9.9, DF15 T-K3	1996-03	REC11141-93E20	11141-93E20
DF9.9, DF15 R	2004-11	REC11141-93E20	11141-93E20
DF20, DF25 R-V2	2006-11	REC11141-95J00	11141-95J00
			11141-87J00
DF40, DF50	1999-10	REC11141-87J02	11141-87J01
			11141-87J02
DF70A, DF80A, DF90A, DF100B	2009+	REC11141-87L00	11141-87L00

		REF	RO OEM
DF90, DF100, DF115 K1-K11	2001-11	REC11141-90J01	11141-90J01
DF100A, DF115A, DF140A	2013	REC11141-92J01	11141-92J00
DF140	2002-12	REC11141-92J01	11141-92J00
DF200, DF225, DF250 V6 (STB)	2004	REC11141-93J10	11141-93J03
DF200, DF225, DF250 V6 (PORT)	2004	REC11142-93J10	11142-93J03
DF300 T/Z V6 (STB)	2007-11	REC11141-98J10	11141-98J01
DF300 T/Z V6 (PORT)	2007-11	REC11141-98J10	11142-98J00
DF300 AP V6 (STB)	2012-12	REC11141-98J10	11141-98J01
DF300 AP V6 (PORT)	2012-12	REC11141-98J10	11142-98J00

4T
STROKESKITS
JUNTAS DE CULATACYLINDER HEAD GASKET
KITKIT
GUARNIZIONE TESTAKITS
JOINTS MOTEUR

REF	OEM
REC11400-87804	11400-87804
	11400-87803
	11400-87802
	11400-87801
	11400-87800

DF40, DF50 (1999-10)

new

REF	OEM
REC11410-87851	11410-87851
	11410-87850

DF70A, DF80A, DF90A, DF100B (2009+)

new

4T
STROKES

JUNTAS BASE DE MOTOR

CYLINDER GASKET

GUARNIZIONE
BASE MOTORE

JOINTS DE TÊTE MOTRICE

REF	OEM
REC51211-90J10	51211-90J00
	51211-90J01
	51211-90J02
	51211-90J10

DF90, DF100, DF115 K1-K11 (2001-11)
DF140 (2002-12)

Motores antiguos
Old engines
Motore vecchio
Moteurs anciennes

REF	OEM
REC51211-87L10	51211-87L00
	51211-87L10

DF70A, DF80A, DF90A, DF100B (2009+)

new

REF	OEM
REC51211-93J00	51211-93J00

DF200, DF225, DF250 (2004-15)
DF300AP (2012)
DF300T/Z (2007-11)

REF	OEM
REC51211-87J00	51211-87J00

DF40, DF50 (1999-10)

new

REF	OEM
REC51211-90J2	51211-90J21
	51211-90J22

DF90, DF100, DF115, DF140
DF100A, DF115A, DF140A (2013+)

Motores modernos
New engines
Motore moderno
Moteurs modernes

new

SUZUKI

RECAMBIOS
MARINOS

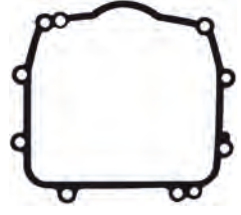
4T STROKES **JUNTAS BASE ACEITE** **GASKET, UNDER OIL** **GUARNIZIONE BASE OLIO** **JOINTS BASE D'HUILE**

REF	OEM
REC51142-93J00	51142-93J00
DF200, DF225, DF250 (2004+)	
DF300AP (2012)	
DF300T-Z (2007-11)	



4T STROKES **JUNTAS BASE RETÉN** **GASKET, MOUNT OIL SEAL COVER** **GUARNIZIONE BASE PARAOLIO** **JOINT DE COUVERCLE**

REF	OEM
REC51123-93J00	51123-93J00
DF200, DF225, DF250 (2004+)	
DF300AP (2012)	
DF300T/Z (2007-11)	



4T STROKES **JUNTAS GUÍA CADENA** **GASKET, TIMING CHAIN GUIDE BASE** **GUARNIZIONE CARTER CATENA GUIDA BASE** **JOINT DE GUIDE CHAINE**

REF	OEM
REC12778-93J00	12778-93J00
DF200, DF225, DF250 (2004+)	
DF300AP (2012)	
DF300T/Z (2007-11)	



4T STROKES **JUNTAS ACEITE** **GASKET, OIL GALLERY** **GUARNIZIONE OLIO** **JOINT D'HUILE**

REF	OEM
REC16433-93J00	16433-93J00
DF200, DF225, DF250 (2004+)	
DF300AP (2012)	
DF300T/Z (2007-11)	



REF	OEM
REC11552-87L00	11552-87L00
DF70A, DF80A, DF90A, DF100B (2000+)	

REF	OEM
REC17693-95J00	17693-95J00
DF20R, DF25, DF25R V2 (2006-11)	



4T STROKES **JUNTAS CUERPO DE MARIPOSA** **GASKET, THROTTLE BODY** **GUARNIZIONE CORPO FARFALLATO** **JOINT DE THROTTLE BODY**

REF	OEM
REC13421-98J00	13421-98J00
DF300AP (2012)	
DF300T/Z (2007-11)	



REF	OEM
REC13421-87J00	13421-87J00
DF40, DF50	

4T STROKES **JUNTA TAPA DE FILTRO** **GASKET, FILTER COVER** **GUARNIZIONE COPERCHIO FILTRO** **JOINT COUVERCLE DE FILTRE**

REF	OEM
REC16539-87L00	16539-87L00
DF70A, DF80A, DF90A, DF100B (2009+)	



4T
STROKES

JUNTA TAPA DE SILEMBLOCK **GASKET, SILEMBLOCK COVER** **GUARNIZIONE COPERCHIO SILEMBLOCK** **JOINT DE COUVERCLE SILEMBLOCK**

REF	OEM
REC51123-87L00	51123-87L00

DF70A, DF80A, DF90A, DF100B (2009+)

new

4T
STROKES

JUNTA TAPA DE BALANCINES **GASKET, CYLINDER COVER** **GUARNIZIONE COPERCHIO PUNTERIE** **JOINT DE CACHE CULBUTEUR**

REF	OEM
REC11189-87L00	11189-87L00

DF70A, DF80A, DF90A, DF100B (2009+)

new

REF	OEM
REC11189-87J00	11189-87J00

DF40, DF50 (1999-10)

new

4T
STROKES

JUNTA TAPA DE TERMOSTATO **GASKET, THERMOSTAT COVER** **GUARNIZIONE COPERCHIO TERMOSTATO** **JOINT LOGEMENT THERMOSTAT**

REF	OEM
REC17685-87D10	17685-87D10 17685-87D00

DF40, DF50 (1999-10)
V6 H-Y (1987-00)

new

4T
STROKES

JUNTA VÁLVULA DE PRESION **GASKET, PRESSURE VALVE** **GUARNIZIONE VALVOLA PRESSIONE** **JOINT SOUPAPE DE PRESSION**

REF	OEM
REC17616-87J00	17616-87J00

DF40, DF50 (1999-10)

new

4T
STROKES

JUNTA RETÉN SUPERIOR **GASKET, UPPER SEAL** **GUARNIZIONE PARAOLIO SUPERIORE** **JOINT D'HUILE SUPERIEUR**

REF	OEM
REC11413-87J00	11413-87J00

DF40, DF50 (1999-10)

new

REF	OEM
REC11433-87J00	11433-87J00

DF40, DF50 (1999-10)

new

2T
STROKES

**JUNTAS DE MOTOR
2 TIEMPOS**

**ENGINE GASKET
2 STROKES**

**GUARNIZIONI
MOTORE 2 TEMPI**

**JOINTS DE MOTEUR
2 TEMPS**

JUNTAS DE CULATA


CYLINDER HEAD GASKET

GUARNIZIONE TESTA

JOINT DE CULASSE


REF	OEM
REC11141-98401	11141-98401

DT2, DT2.2 G-Y (1686-00)





REF	OEM
REC11141-96344	11141-96344

DT25, DT30 K1-K2 (2001-02)





REF	OEM
REC11141-98130	11141-98130

DT5, DT6, DT8 G-Y (1986-00)
DT6, DT8 Y-KS (2000-02)





REF	OEM
REC11141-94450	11141-94450

DT40C-W-G-X (1986-99)






REF	OEM
REC11141-93960	11141-93950

DT9.9D, DT15K-G-Y (1986-00)
DT9.9, DT15K1-K4 (2001-04)
DT15C (1989-97)






REF	OEM
REC11141-94720	11141-94701 11141-94720

DT55, DT65J-X (1988-99)



REF	OEM
REC11141-96303	11141-96344

DT20, DT25, DT30G-Y (1986-00)


REF	OEM
REC11141-95505	11141-95505 11141-95621

DT75, DT85J-Y (1988-00)


REF	OEM
REC11141-95D40	11141-95D40

DT25C, DT30C-K-Y (1989-00)






REF	OEM
REC11141-87E90	11141-87D90 11141-87E20

DT25C, DT30C-K-Y (1989-00)





REF	OEM
REC11141-94506	11141-94506 11141-94620

DT115, DT140G-Y (1986-00)
4 In line

REF	OEM
REC11141-87D90	11141-87D90 11141-87D61

150/200 HP (1986)
V6




2T
STROKES

**GUÍA
JUNTAS DE CULATA**

**CYLINDER HEAD GASKET
GUIDE**

**GUIDA
GUARNIZIONE TESTA**

**GUIDE
JOINTS DE CULASSE**

		REF	RO OEM
DT2.2, DT2.2 G-Y	1986-00	REC11141-98401	11141-98411
DT5, DT6, DT8 G-Y	1986-00	REC11141-98130	11141-98130
DT6, DT8 Y-K2	2000-02	REC11141-98130	11141-98130
DT9.9K, DT15 K-G-Y	1986-00	REC11141-93960	11141-93950
DT9.9, DT15 K1-K4	2001-04	REC11141-93960	11141-93950
DT15C	1989-97	REC11141-93960	11141-93950
DT20, DT25, DT30 G-Y	1986-00	REC11141-96303	11141-96344
DT25, DT30 C-K-Y	1989-00	REC11141-95D40	11141-95D40
DT25, DT30 K1-K2	2001-01	REC11141-96344	11141-96343

		REF	RO OEM
DT40 C-W-G-X	1986-99	REC11141-94450	11141-94440
DT55, DT65 J-X	1988-99	REC11141-94720	11141-94720
DT75, DT85 J-Y	1988-00	REC11141-95505	11141-95621
DT90, DT100 L-Y	1990-00	REC11141-87E90	11141-87E20
DT115, DT140 G-Y	1986-00	REC11141-94506	11141-94620
DT150, DT200, V6	1986-86	REC11141-87D90	11141-87D61
DT150, DT200, DT225 W-K3	1998-03	REC11141-87D92	11141-87D32

SUZUKI

RECAMBIOS
MARINOS

2T
STROKES

JUNTAS DE CULATÍN

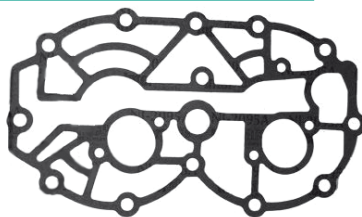
GASKET, HEAD COVER

GUARNIZIONE COPERCHIO TESTA

JOINTS DE COUVRE CULASSE

REF	OEM
REC11162-94410	11162-94410

DT40C-WG-X (1986-99)
DT40W K1-K4 (2001-04)



2T
STROKES

JUNTAS BASE ACEITE

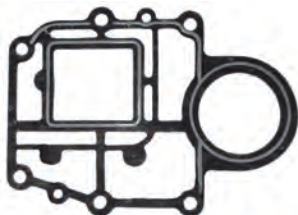
GASKET, UNDER OIL

GUARNIZIONE BASE OLIO

JOINTS DE TÊTE MOTRICE

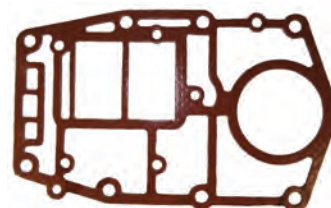
REF	OEM
REC11433-93912	11433-93901

DT9.9, DT15 K1-K4 (2001-04)
DT9.9K, DT15K-G-Y (1986-00)



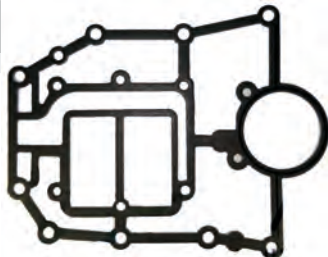
REF	OEM
REC11433-96330	11433-96302

DT20, DT25, DT30G-Y (1986-00)
DT25, DT30 K1-K2 (2001-02)



REF	OEM
REC11433-94412	11433-94401

DT40C-W-G-X (1986-00)



2T
STROKES

JUNTA TAPA DE TERMOSTATO

GASKET, THERMOSTAT COVER

GUARNIZIONE COPERCHIO TERMOSTATO

JOINT LOGEMENT THERMOSTAT

REF	OEM
REC17685-87D10	17685-87D10 17685-87D00

DT150, DT200, DT225 (1998-03)
DT90, DT100 (1990-00)



new

RETENES DE ACEITE OIL SEALS

PARAOLIO

JOINT SPI

RETÉN DE ACEITE

OIL SEAL

PARAOLIO

JOINT SPI

REF	OEM	SIZE
REC09282-10008	09282-10008	10 x 21 x 4.5 mm

DF2.5 (2006-13)
DF4, DF5, DF6 (2002+)
DT4/J4, DT5Y (1988-02)
DT4K1 (2001)



REF	OEM	SIZE
REC09283-17002	09283-17002	17 x 29 x 7 mm

DT2, DT2.2G-Y (1986-00)
DT2.2 K1-K5 (2001-05)



REF	OEM	SIZE
REC09282-12008	09282-12008	12 x 24 x 4.5 mm



DF2.5 (2012)
DTK1 (2001)
DF4, DF5, DF6 (2002-12)
DT4, J4, DT5Y (1988-02)
DT8, DT9.9C-J-V (1988-97)







REF	OEM	SIZE
REC09283-20018	09283-20018	20 x 37 x 9 mm



DT4K1 (2001)
DT4, J4, DT5Y (1988-02)
DT8, DT9.9C-J-V (1988-97)
DT15C (1989-97)







REF	OEM		
REC09282-12010	09282-12010	12 x 25 x 7 mm	
	DF9.9, DF15 (R) (2004-12) DF9.9, DF15T-K3 (1996-03) DT15C (1989-97) DT9.9K, DT15K-G-Y (1986-00) DT9.9, DT15K1-K4 (2001-04)		



REF	OEM		
REC09283-20045	09283-20045		
	DT4 -J4, DT5Y (1988-00) DT5Y (1998-02) DT4K1 (2001)		



REF	OEM		
REC09282-15008	09282-15008	14.7 x 25 x 6.5 mm	
	DF20R, DF25, DF25RVZ (2006-11) DT20, DT25, DT30G-Y (1986-00) DT25, DT301-K2 (2001-02)		



REF	OEM		
REC09283-25035	09283-25035	25 x 40 x 7 mm	
	DT15C (1989-97) DT9.9K, DT15K-G-Y (1986-00) DT9.9, DT15K1-K4 (2001-04)		



REF	OEM		
REC09282-17005	09282-17005	17 x 32 x 6 mm	
	DF40, DF50X-K10 (1999-10) DF40A, DF50A, DF60A (2010+) DT40X-W-G-X (1986-99) DT40W-K1-K4 (2001-04)		



REF	OEM		
REC09283-25075	09283-25075	25 x 52 x 7 mm	
	DT9.9K, DT15K-G-Y (1986-00) DT9.9, DT15K1-K4 (2001-04)		



REF	OEM		
REC09282-17009	09282-17009	17 x 28 x 6 mm	
	DF25, DF30W-K6 (2000-06) DF40, DF50Y-K10 (1999-10) DT25C, DT30C-K-Y (1989-00) DT40C-W-G-X (1986-99) DT40W-K1-K4 (2001-04) DT55, DT65J-X (1988-99)		



REF	OEM		
REC09283-25076	09283-25075	25 x 45 x 5 mm	
	DF4, DF5, DF6 (2002+)		



REF	OEM		
REC09283-10003	09283-10003	10 x 22 x 6 mm	
	DT4 J4, DT5Y (1988-02) DT4K1 (2001) DT5, DT6, DT8G-Y (1986-00) DT6, DT8Y-K2 (2000-02)		



REF	OEM		
REC09283-30062	09283-30062	30 x 55 x 8 mm	
	DT20, DT25, DT30G-Y (1986-00) DT25, DT30K1-K2 (2001-02) DT40C-W-G-X (1986-99) DT40W K1-K4 (2001-04) DT55, DT65J-X (1988-99) DT75, DT85J-Y (1988-00)		



REF	OEM		
REC09283-10009	09283-10009	10 x 45 x 5 mm	
	DF4, DF5, DF6 (2002+)		



REF	OEM		
REC09289-12002	09289-12002	12 x 28 x 8 mm	
	DT2, DT2.2 G-Y (1986-00) DT2.2 K1-K5 (2001-05)		



REF	OEM		
REC09283-35043	09283-35043	35 x 55 x 7 mm	
	DT40C-W-G-X (1986-99) DT40WK1-K4 (2001-04) DT55, DT65J-X (1988-99)		

REF	OEM		
REC09289-17004	09289-17004	17 x 30 x 9 mm	
	DT20, DT25, DT30G-Y (1986-00) DT25, DT30K1-K2 (2001-02)		


REF	OEM		
REC09289-10005	09289-10005		
	DT2, DT2.2G-Y (1986-00) DT2.2 K1-K5 (2001-05)		


REF	OEM		
REC09289-17006	09289-17006	17 x 30 x 6 mm	
	DF8A-AR, DF9.9A-AR (2010-12) DF9.9, DF15(R) (2004-12) DF9.9, DF15T-K3 (1996-03) D9.9K, DT15K-G-Y (1986-00) DT9.9, DT15K1-K4 (2001-04) DT15C (1989-97)		

REF	OEM		
REC09283-30064	09283-30064	30 x 55 x 10 mm	
	DT20, DT25, DT30G-Y (1986-00) DT25, DT30K1-K2 (2001-02)		


REF	OEM		
REC09289-20009	09289-20009	20 x 34 x 6,5 mm	
	DF20R, DF25, DF25RVZ (2006-11) DF25, DF30Y-K6 (2000-06) DT20, DT25, DT30G-Y (1986-00) DT25, DT30K1-K2 (2001-02) DT25C, DT30C-K-Y (1989-00)		


REF	OEM	
REC09289-22007	09289-22007	21.2 x 35 x 5 mm





 DF40A, DF50A, DF60A (2010+)
 DF40, DF50X-K10 (1999-10)
 DT40X-W-G-X (1986-99)
 DT40C-W-G-X (1986-99)
 DT40W-K1-K4 (2001-04)
 DT55, DT65J-X (1988-99)


REF	OEM	
REC09289-12003	09289-12003	13 x 26 x 10 mm





 DF15 (2012)
 DF9.9, DF15T-K3 (1996-03)
 DF9.9, DF15(R) (2004-11)
 DT15C (1989-97)
 DT9.9, DT15 K1-K4 (2001-04)
 DT9.9K, DT15K G-Y (1986-00)


REF	OEM	
REC09289-30008	09289-30008	30 x 52 x 10 mm




 DT9.9K, DT15K-G-Y (1986-00)
 DT9.9, DT15K1-K4 (2001-04)

REF	OEM	
REC93101-22067	09282-22007 09282-22004	22 x 36 x 6 mm




 DT90, DT100 (1990-00)
 DF40A, DF50A, DF60A (2014+)
 DF60, DF70 (1998-09)
 DF70A, DF80A, DF90A (2009-14)


JUNTA TAPÓN DE DRENAJE


O-RING DRAIN CAP

GUARNIZIONE TAPPO DRENAGIO

JOINT DE VIDANGE

REF	OEM	
REC09168-10022	09168-10022	10 x 17 x 1.5 mm




 2.5 ---> 225 HP

CIGÜEÑAL

CRANKSHAFT

ALBERO MOTORE

VILEBREQUIN

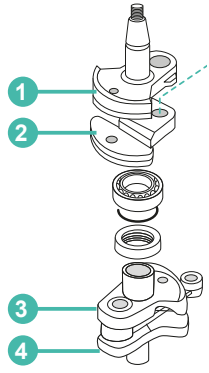
PARTES DE CIGÜEÑAL


CRANKSHAFT PARTS

PARTE ALBERO MOTORE

PARTIES DE VILEBREQUIN

	REF	OEM
1	REC12221-94412	12221-94412
2	REC12231-94413	12231-94413
3	REC12232-94412	12232-94412
4	REC12240-94432	12240-94432




 DT40C-W-G-X (1986-99)
 DTW-K1-K4 (2001-04)




RODAMIENTOS DE CIGÜEÑAL


CRANKSHAFT BEARINGS

CUSCINETTI ALBERO MOTORE

ROULEMENTS VILEBREQUIN

REF	OEM	
REC09262-25078	09262-25078	25 x 25 x 15 mm





 DT9.9K, DT15K-G-Y (1986-00)
 DT9.9, DT15K1-K4 (2001-04)


REF	OEM	
REC09269-30012	09269-30012	30 x 72 x 19 mm





 DT40X-W-G-X (1986-99)
 DT40WK1-K4 (2001-04)
 DT55, DT65J-X (1988-99)
 DT75, DT85J-Y (1988-00)

REF	OEM	
REC09262-30055	09262-30055	30 x 72 x 19 mm




 DT20, DT25, DT30G-Y (1986-00)
 DT25, DT30K1-K2 (2001-04)
 DT75, DT85J-Y (1988-00)

BIELAS	CONNECTING ROD	BIELLA	BIELLE																
<table border="1"> <thead> <tr> <th>REF</th> <th>OEM</th> </tr> </thead> <tbody> <tr> <td>REC12161-93902</td> <td>12161-93902</td> </tr> <tr> <td></td> <td>DT9.9K, DT15K-G-Y (1986-00) DT9.9, DT15K1-K4 (2001-04) DT15C (1989-97)</td> </tr> </tbody> </table> 	REF	OEM	REC12161-93902	12161-93902		DT9.9K, DT15K-G-Y (1986-00) DT9.9, DT15K1-K4 (2001-04) DT15C (1989-97)		<table border="1"> <thead> <tr> <th>REF</th> <th>OEM</th> </tr> </thead> <tbody> <tr> <td>REC12161-94400</td> <td>12161-94400</td> </tr> <tr> <td></td> <td>DT40C-W-G-Y (1986-99) DT40W K1-K4 (2001-04) DT55, DT65J-X (1988-99)</td> </tr> </tbody> </table> 	REF	OEM	REC12161-94400	12161-94400		DT40C-W-G-Y (1986-99) DT40W K1-K4 (2001-04) DT55, DT65J-X (1988-99)					
REF	OEM																		
REC12161-93902	12161-93902																		
	DT9.9K, DT15K-G-Y (1986-00) DT9.9, DT15K1-K4 (2001-04) DT15C (1989-97)																		
REF	OEM																		
REC12161-94400	12161-94400																		
	DT40C-W-G-Y (1986-99) DT40W K1-K4 (2001-04) DT55, DT65J-X (1988-99)																		
<table border="1"> <thead> <tr> <th>REF</th> <th>OEM</th> </tr> </thead> <tbody> <tr> <td>REC12161-96300</td> <td>12161-96300</td> </tr> <tr> <td></td> <td>DT20, DT25, DT30G-Y (1986-00) DT25, DT30K1-K2 (2001-02)</td> </tr> </tbody> </table> 	REF	OEM	REC12161-96300	12161-96300		DT20, DT25, DT30G-Y (1986-00) DT25, DT30K1-K2 (2001-02)													
REF	OEM																		
REC12161-96300	12161-96300																		
	DT20, DT25, DT30G-Y (1986-00) DT25, DT30K1-K2 (2001-02)																		
ARANDELAS DE BIELA	CONNECTING ROD, THRUST WASHER	RONDELLE BIELLA	RONDELLE DE BIELLE																
<table border="1"> <thead> <tr> <th>REF</th> <th>OEM</th> </tr> </thead> <tbody> <tr> <td>REC09160-27008</td> <td>09160-27008</td> </tr> <tr> <td></td> <td>DT35 (1987-89) DT40 (1986-98) DT55 (1985-97) DT65 (1985-97)</td> </tr> </tbody> </table> 	REF	OEM	REC09160-27008	09160-27008		DT35 (1987-89) DT40 (1986-98) DT55 (1985-97) DT65 (1985-97)		<table border="1"> <thead> <tr> <th>REF</th> <th>OEM</th> </tr> </thead> <tbody> <tr> <td>REC09181-24001</td> <td>09181-24001</td> </tr> <tr> <td></td> <td>DT20, DT25, DT30G-Y (1986-00) DT25, DT30K1-K2 (2001-02)</td> </tr> </tbody> </table> 	REF	OEM	REC09181-24001	09181-24001		DT20, DT25, DT30G-Y (1986-00) DT25, DT30K1-K2 (2001-02)					
REF	OEM																		
REC09160-27008	09160-27008																		
	DT35 (1987-89) DT40 (1986-98) DT55 (1985-97) DT65 (1985-97)																		
REF	OEM																		
REC09181-24001	09181-24001																		
	DT20, DT25, DT30G-Y (1986-00) DT25, DT30K1-K2 (2001-02)																		
<table border="1"> <thead> <tr> <th>REF</th> <th>OEM</th> </tr> </thead> <tbody> <tr> <td>REC09160-20052</td> <td>09160-20052</td> </tr> <tr> <td></td> <td>DT15C (1989-97) DT9.9, DT15K1-K4 (2001-04) DT9.9K, DT15K-G-Y (1986-00)</td> </tr> </tbody> </table> 	REF	OEM	REC09160-20052	09160-20052		DT15C (1989-97) DT9.9, DT15K1-K4 (2001-04) DT9.9K, DT15K-G-Y (1986-00)													
REF	OEM																		
REC09160-20052	09160-20052																		
	DT15C (1989-97) DT9.9, DT15K1-K4 (2001-04) DT9.9K, DT15K-G-Y (1986-00)																		
COJINETES DE BIELA	CONNECTING ROD, BEARINGS	CUSCINETTI BIELLA	ROULEMENTS DE BIELLE																
<table border="1"> <thead> <tr> <th>1</th> <th>REF</th> <th>OEM</th> </tr> </thead> <tbody> <tr> <td></td> <td>REC09263-14022</td> <td>09263-14022</td> </tr> <tr> <td></td> <td>DT9.9K, DT15K G-Y (1986-00) DT9.9, DT15K1-K4 (2001-04)</td> </tr> </tbody> </table> 	1	REF	OEM		REC09263-14022	09263-14022		DT9.9K, DT15K G-Y (1986-00) DT9.9, DT15K1-K4 (2001-04)		<table border="1"> <thead> <tr> <th>2</th> <th>REF</th> <th>OEM</th> </tr> </thead> <tbody> <tr> <td></td> <td>REC09263-20051</td> <td>09263-20051</td> </tr> <tr> <td></td> <td>DT15C (1989-97) DT9.9, DT15K1-K4 (2001-04) DT9.9K, DT15K-G-Y (1986-00)</td> </tr> </tbody> </table> 	2	REF	OEM		REC09263-20051	09263-20051		DT15C (1989-97) DT9.9, DT15K1-K4 (2001-04) DT9.9K, DT15K-G-Y (1986-00)	
1	REF	OEM																	
	REC09263-14022	09263-14022																	
	DT9.9K, DT15K G-Y (1986-00) DT9.9, DT15K1-K4 (2001-04)																		
2	REF	OEM																	
	REC09263-20051	09263-20051																	
	DT15C (1989-97) DT9.9, DT15K1-K4 (2001-04) DT9.9K, DT15K-G-Y (1986-00)																		
<table border="1"> <thead> <tr> <th>1</th> <th>REF</th> <th>OEM</th> </tr> </thead> <tbody> <tr> <td></td> <td>REC09263-18016</td> <td>09263-14022</td> </tr> <tr> <td></td> <td>DT25 (1983-88) DT30 (1983-88)</td> </tr> </tbody> </table> 	1	REF	OEM		REC09263-18016	09263-14022		DT25 (1983-88) DT30 (1983-88)		<table border="1"> <thead> <tr> <th>2</th> <th>REF</th> <th>OEM</th> </tr> </thead> <tbody> <tr> <td></td> <td>REC09263-20051</td> <td>09263-20051</td> </tr> <tr> <td></td> <td>DT15C (1989-97) DT9.9, DT15K1-K4 (2001-04) DT9.9K, DT15K-G-Y (1986-00)</td> </tr> </tbody> </table> 	2	REF	OEM		REC09263-20051	09263-20051		DT15C (1989-97) DT9.9, DT15K1-K4 (2001-04) DT9.9K, DT15K-G-Y (1986-00)	
1	REF	OEM																	
	REC09263-18016	09263-14022																	
	DT25 (1983-88) DT30 (1983-88)																		
2	REF	OEM																	
	REC09263-20051	09263-20051																	
	DT15C (1989-97) DT9.9, DT15K1-K4 (2001-04) DT9.9K, DT15K-G-Y (1986-00)																		
<table border="1"> <thead> <tr> <th>1</th> <th>REF</th> <th>OEM</th> </tr> </thead> <tbody> <tr> <td></td> <td>REC09263-20072</td> <td>09263-20072</td> </tr> <tr> <td></td> <td>DT40C-W-G-X (1986-99) DT40W K1-K4 (2001-04) DT55, DT65J-X (1988-99) DT90, DT100L-Y (1990-00)</td> </tr> </tbody> </table> 	1	REF	OEM		REC09263-20072	09263-20072		DT40C-W-G-X (1986-99) DT40W K1-K4 (2001-04) DT55, DT65J-X (1988-99) DT90, DT100L-Y (1990-00)		<table border="1"> <thead> <tr> <th>2</th> <th>REF</th> <th>OEM</th> </tr> </thead> <tbody> <tr> <td></td> <td>REC09263-27005</td> <td>09263-27005</td> </tr> <tr> <td></td> <td>DT40C-W-G-X (1986-99) DT40W K1-K4 (2001-04) DT55, DT65J-X (1988-99)</td> </tr> </tbody> </table> 	2	REF	OEM		REC09263-27005	09263-27005		DT40C-W-G-X (1986-99) DT40W K1-K4 (2001-04) DT55, DT65J-X (1988-99)	
1	REF	OEM																	
	REC09263-20072	09263-20072																	
	DT40C-W-G-X (1986-99) DT40W K1-K4 (2001-04) DT55, DT65J-X (1988-99) DT90, DT100L-Y (1990-00)																		
2	REF	OEM																	
	REC09263-27005	09263-27005																	
	DT40C-W-G-X (1986-99) DT40W K1-K4 (2001-04) DT55, DT65J-X (1988-99)																		
<table border="1"> <thead> <tr> <th>1</th> <th>REF</th> <th>OEM</th> </tr> </thead> <tbody> <tr> <td></td> <td>REC09263-24018</td> <td>09263-24018</td> </tr> <tr> <td></td> <td>DF20 (1986-88) DT25 (1983-88) DT30 (1983-85) DT40 (1984-85) DT50 (1984+)</td> </tr> </tbody> </table> 	1	REF	OEM		REC09263-24018	09263-24018		DF20 (1986-88) DT25 (1983-88) DT30 (1983-85) DT40 (1984-85) DT50 (1984+)											
1	REF	OEM																	
	REC09263-24018	09263-24018																	
	DF20 (1986-88) DT25 (1983-88) DT30 (1983-85) DT40 (1984-85) DT50 (1984+)																		



PISTONES

PISTONS

PISTONI

PISTONS

KITS DE PISTONES

PISTON KITS

KIT PISTONE

KIT PISTON

	STD	
	REF	OEM
	REC12110-93130K	12110-93130
	REC12140-93121	12140-93121
	REC09263-14022	09263-14014



DT9.9, DT15K-G-Y (1986-00)
DT9.9, DT15K1-K4 (2001-04)

	STD	
	REF	OEM
	REC12110-94400K	12110-94400K
	REC12140-94400	12140-94400
	REC09263-20072	09263-20072



DT40C-W-G-X (1986-99)
DT40W-K1-K4 (2001-04)

	STD	
	REF	OEM
	REC12110-94350K	12110-94350



DT35 (1980-82)
DT40 (1980-82)

GUÍA CORREAS DE DISTRIBUCIÓN

GUIDE TIMING BELT

GUIDA CINGHIE DISTRIBUZIONE

GUIDE DES COURROIES DE DISTRIBUTION

			REF		OEM	
	DF8A, DF8AR, DF9.9A, DF9.9AR	2010+	66	REC12761-99J00	12761-99J00	
	DF15	2012	69	REC12761-93ELO	12761-93ELO	
	DF9.9, DF15T-K3	1996-03	69	REC12761-93ELO	12761-93ELO	
	DF9.9, DF15 R	2004-11	69	REC12761-93ELO	12761-93ELO	
	DF9.9B, DF15A	2013+	69	REC12761-93ELO	12761-93ELO	
	DF60, DF70 W-K9	1998-09	89	REC12761-72F00	12761-72F00	




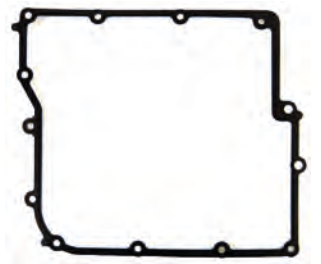
SISTEMA DE ESCAPE Y ADMISIÓN EXHAUST & INTAKE SYSTEM

SISTEMA DI SCARICO E ASPIRAZIONE SYSTÈME D'ÉCHAPPEMENT ET D'ADMISSION

4T
STROKES


SISTEMA DE ESCAPE 4 TIEMPOS	EXHAUST SYSTEM 4 STROKES	SISTEMA SCARICO 4 TEMPI	SYSTÈME D'ÉCHAPPEMENT 4 TEMPS
JUNTAS COLECTOR	GASKET, COLLECTOR	GUARNIZIONE COLLETTORE	JOINT DE COLLECTEUR


REF	OEM
REC13147-98J00	13147-98J00
 DF300AP (2012) DF300T/Z (2007-11)	




4T
STROKES


JUNTAS CARTER	OIL PAN GASKET	GUARNIZIONE CARTER	JOINTS DE CARTER
JUNTAS CARTER	OIL PAN GASKET	GUARNIZIONE CARTER	JOINTS DE CARTER

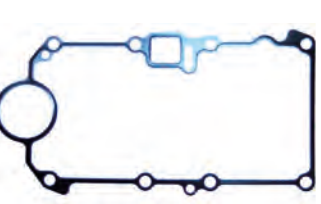
REF	OEM
REC11489-90J00	11489-90J00
 DF90, DF100, DF115 K1-K11 (2001-11) DF140 (2002-12) DF115WT, DF140WT-K3 (2003) DF100A, DF115A 7, DF140 (2013+)	




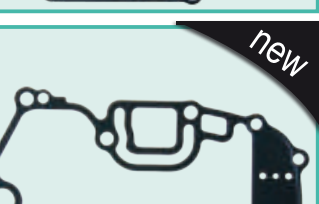
REF	OEM
REC11489-87L00	11489-87L00
 DF70A, DF80A, DF90A, DF100B (2009+)	




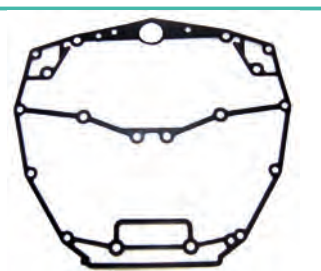
REF	OEM
REC11489-93E11	11489-93E10
 DF9.9, DF15 (R) (2004-11) DF15 (2012)	



REF	OEM
REC11489-87J00	11489-87J00
 DF40, DF50 (1999-10)	





REF	OEM
REC11489-93J00	11489-93J00
 DF200, DF225, DF250 (2004+) DF300AP (2012) DF300T-Z (2007-11)	



4T
STROKES

JUNTA MÚLTIPLE DE ESCAPE	MULTI EXHAUST GASKET	GUARNIZIONE SCARICO MULTIPLO	JOINT DE PIPE D'ÉCHAPPEMENT
JUNTA MÚLTIPLE DE ESCAPE	MULTI EXHAUST GASKET	GUARNIZIONE SCARICO MULTIPLO	JOINT DE PIPE D'ÉCHAPPEMENT

REF	OEM
REC11542-87L00	11542-87L00
 DF70A, DF80A, DF90A, DF100B (2009+)	



SUZUKI

RECAMBIOS MARINOS

SISTEMA DE ADMISION 4 TIEMPOS

INTAKE SYSTEM 4 STROKES

SISTEMA ASPIRAZIONE 4 TEMPI

SYSTEME D'ADMISSION 4 TEMPS

4T
STROKES

JUNTAS COLECTOR

GASKET, COLLECTOR

GUARNIZIONE COLLETTORE

JOINT DE COLLECTEUR

REF	OEM
REC13122-95J00	13122-95J00

DF20R, DF25, DF25R V2 (2006 -11)



REF	OEM
REC13119-93J00	13119-93J00

DF200, DF225, DF250 (2004+)



4T
STROKES

JUNTA TAPA ESCAPE

GASKET EXHAUST COVER

GUARNIZIONE COPERCHIO SCARICO

JOINT DE COUVERCLE D'ECHAPPEMENT

REF	OEM
REC14212-93J00	14212-93J00

DF200, DF225, DF250 (2004+)
DF300AP (2012)
DF300T/Z (2007-11)



REF	OEM
REC52331-87L00	52331-87L00

DF70A, DF80A, DF90A (2009+)



REF	OEM	
REC14152-93J00	14152-93J00	BABOR PORT BABORDO GAUCHE
REC14151-93J00	14151-93J00	ESTRIBOR STD TRIBORDO DROIT

DF200, DF225, DF250 (2004+)
DF300AP (2015)
DF300T/Z (2007-11)



REC14151-93J00



REC14152-93J00

REF	OEM
REC14151-87L00	14151-87L00

DF70A, DF80A, DF90A, DF100B (2009+)

new

SISTEMA DE ESCAPE 2 TIEMPOS

EXHAUST SYSTEM 2 STROKES

SISTEMA SCARICO 2 TEMPI

SYSTÈME D'ÉCHAPPEMENT 2 TEMPS


2T
STROKES

JUNTAS DE ESCAPE


GASKET, EXHAUST

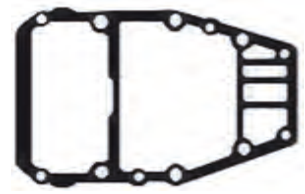
GUARNIZIONE SCARICO


JOINTS D'ÉCHAPPEMENT

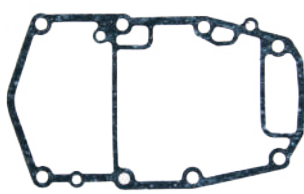
REF	OEM
REC14212-94413	14212-94412
	DT40C-W-G-X (1986-99)




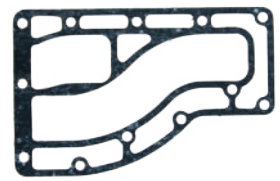
REF	OEM
REC52113-93910	52113-93901
	DT9.9, DT15 K1-K4 (2001-04) DT9.9K, DT15K-G-Y (1986-00)




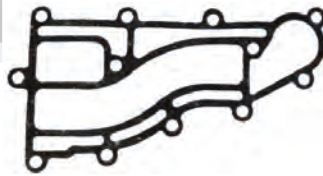
REF	OEM
REC52113-96330	52113-96304
	DT20, DT25, DT30G-Y (1986-00) DT25, DT30K1-K4 (2001-02)




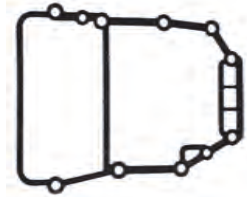
REF	OEM
REC14151-96311	14151-96310
	DT20, DT25, DT30G-Y (1986-00) DT25, DT30 K1-K2 (2001-02)




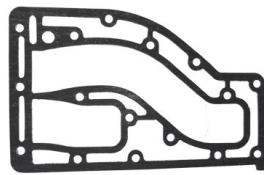
REF	OEM
REC14151-93912	14151-93901
	DT9.9, DT15 K1-K4 (2001-04) DT9.9K, DT15K-G-Y (1986-00)



REF	OEM
REC11434-94411	11434-94411
	DT40C-W-G-X (1986-99) DT40W K1-K4 (2001-04)



REF	OEM
REC14151-94411	14151-94412
	DT40C-W-G-X (1986-99) DT40W K1-K4 (2001-04)




2T
STROKES


JUNTAS TAPA DE ESCAPE

GASKET, EXHAUST COVER

GUARNIZIONE COPERTURA SCARICO

JOINTS DE PLAQUE D'ÉCHAPPEMENT

REF	OEM
REC14141-93952-0EP	14141-93952-0EP
	DT9.9, DT15 K1-K4 (2001-04) DT9.9K, DT15K G-Y (1986-00)




2T
STROKES


JUNTAS TUBO DE ESCAPE

GASKET, EXHAUST TUBE

GUARNIZIONE TUBO DI SCARICO

JOINT TUBE D'ÉCHAPPEMENT

REF	OEM
REC14212-91L00	14212-91L00 14212-96310
	DT20, DT25, DT30 G-Y (1986-00) DT25, DT30 K1-K2 (2001-02)



UNIDADES DE TRANSMISIÓN UNIT DRIVES & COMPONENTS

UNITÀ DI TRASMISSIONE EMBASES ET PIÈCES

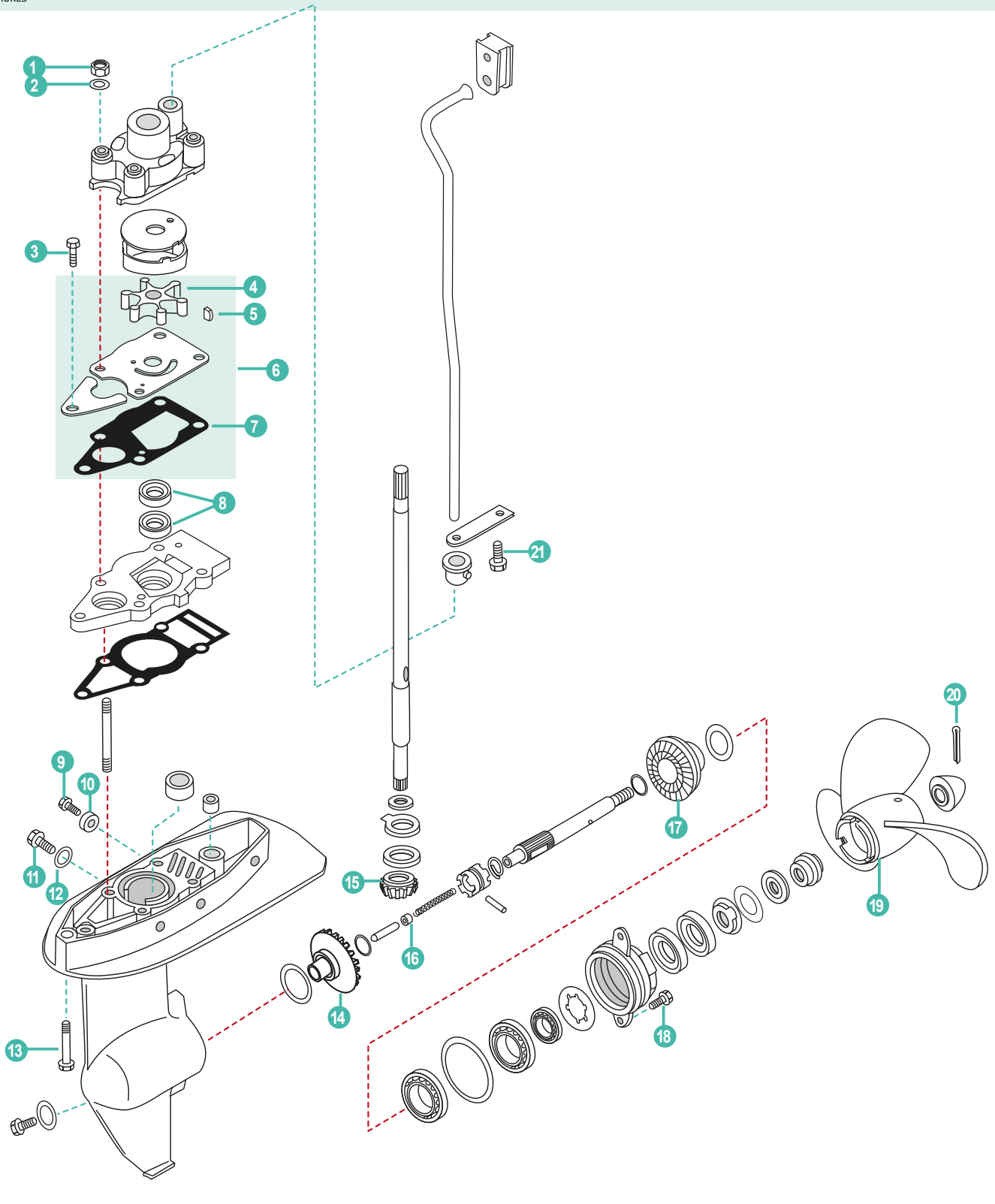
DESPIECE COLAS
4 TIEMPOS

GEAR CASE PARTS
4 STROKES

PARTI PIEDI
DE 4 TEMPI

PIÈCES D'EMBASES
4 TEMPS

4T DF4, DF5, DF6
STROKES

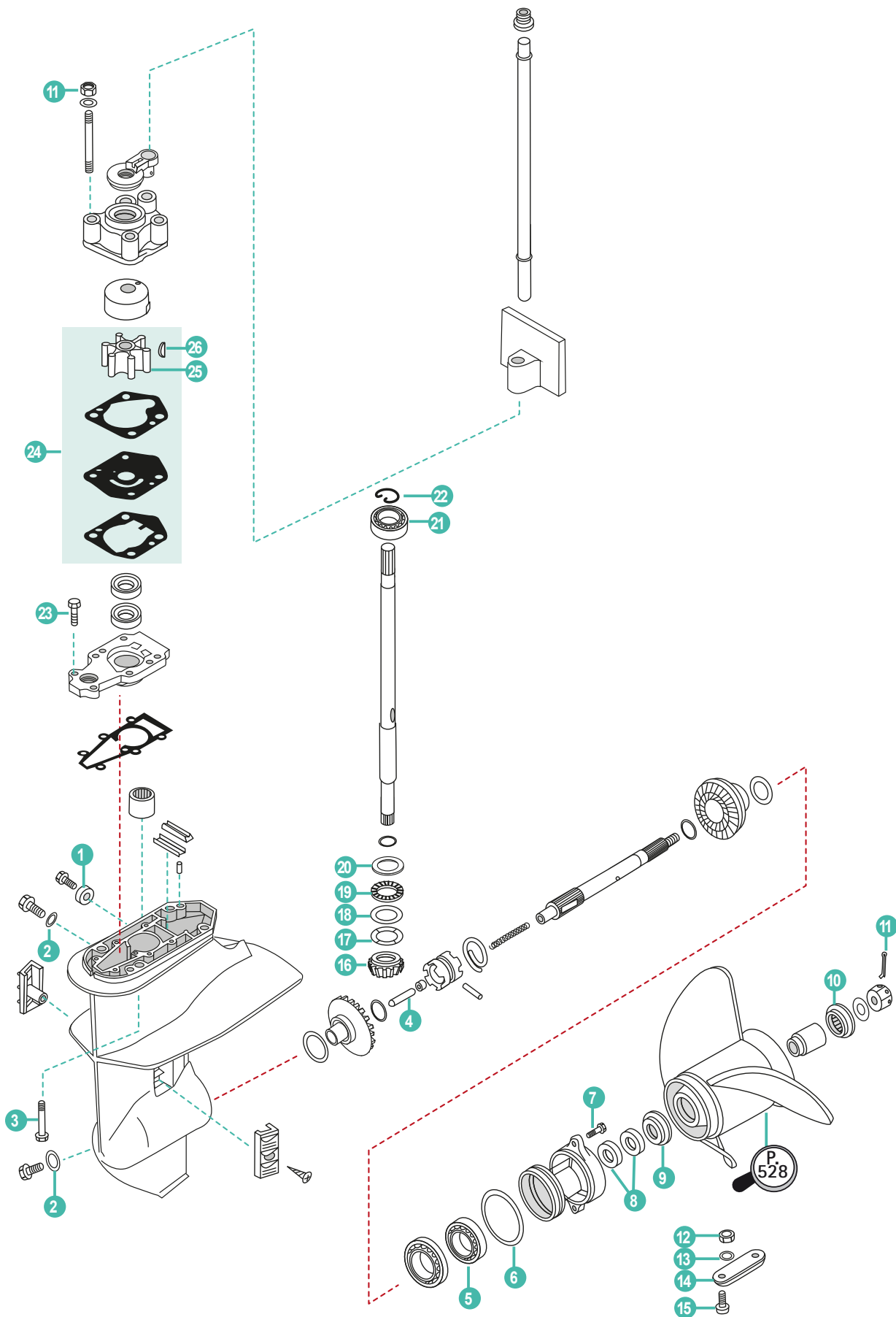


SUZUKI

RECAMBIOS
MARINOS

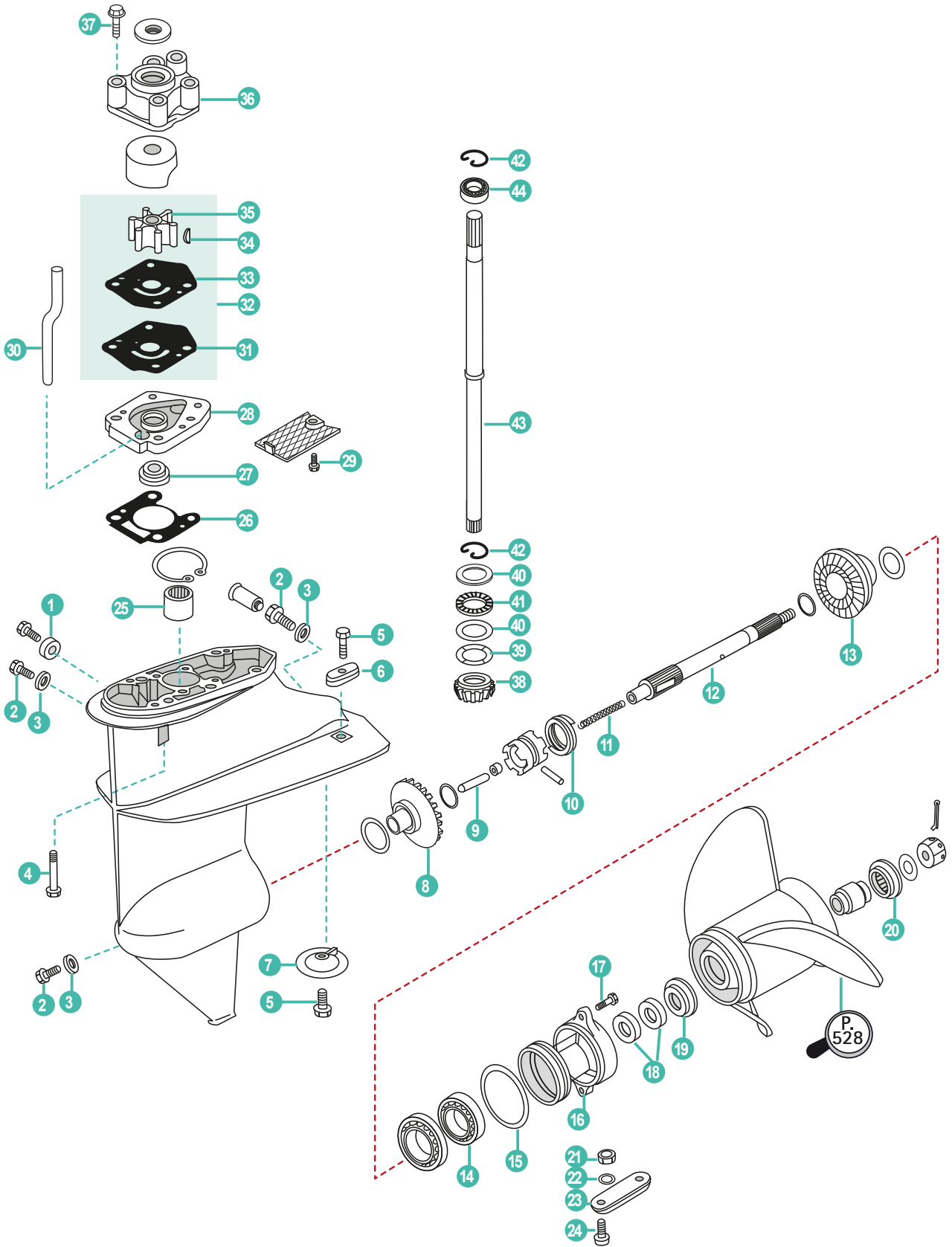
	REF	OEM				
1	PAGB/T6170-M6	29141-93J00	TUERCA HEXÁGONO M6	NUT HEXAGON M6	DADO ESAGONALE M6	ECROU HEXAGONAL M6
2	PAGB/T848-6	09160-06082	ARANDELA	WASHER	RONDELLA	RONDELLE
3	PAGB/T5283-M6X25	09116-06229	TORNILLO HEXAGONAL M6x25	HEXAGON BOLT M6x25	BULLONE ESAGONALE M6x25	BOULON HEXAGONAL M6x25
4	REC17461-98503	17461-985M0	IMPULSOR	IMPELLER	GIRANTE	TURBINE
5	REC09420-03002	09420-03002	CHAVETA IMPELLER	KEY	CHIUSSURA	CLAVETTE TURBINE
6	REC17400-98661	17400-98661	KIT BOMBA AGUA	WATER PUMP KIT	KIT POMPA ACQUA	KIT POMPE À EAU
7	REC17472-91J00	17472-91J00	JUNTA DE LA BOMBA	GASKET PUMPCASE	GUARNIZIONE POMPA	JOINT DE POMPE
8	REC09282-10008	09282-10008	RETÉN ACEITE	OIL SEAL	PARAOLIO	JOINT SPI
9	PAGB/T5783-M6X14	09103-06281	TORNILLO HEXAGONAL M6x14	HEXAGON BOLT M6x14	BULLONE ESAGONALE M6x14	BOULON HEXAGONAL M6x14
10	CM55321-87J00	55321-87J00	ÁNODO	ANODE	ANODO	ANODE
11	REC09248-10008	09248-10008	TORNILLO 10x7,5	SCREW 10x7,5	VITE 10x7,5	VIS 10x7,5
12	REC09168-10022	09168-10022	ARANDELA TAPÓN	CAP, O-RING	RONDELLA TAPPO	JOINT DE VIDANGE
13	PAGB/T5787-1986	09116-08156	TORNILLO HEXAGONAL M8x50	HEXAGON BOLT M8x50	BULLONE ESAGONALE M8x50	BOULON HEXAGONAL M8x50
14	REC57510-91J00	57510-91J00	PIÑÓN MARCHA AVANTE	FORWARD GEAR	INGRANAGGIO MARCIA AVANTI	PIGNON MARCHE AV
15	REC57311-98600	57311-91J00	PIÑÓN ATAQUE	INITIATIVE GEAR	PIGNONE	PIGNON D'ATTAQUE
16	REC57632-97L00	57632-98501	PIN SELECTOR	SELECTOR PIN	PIN SELETTORE	CLAVETTE
17	REC57521-91J00	57521-91J00	PIÑÓN MARCHA ATRÁS	RESERVE GEAR	PIGNONE MARCIA INDIETRO	PIGNON MARCHE AR
18	PAGB/T5783-M6X16	09116-06225	TORNILLO HEXAGONAL M6x16	HEXAGON BOLT M6x16	BULLONE ESAGONALE M6x16	BOULON HEXAGONAL M6x16
19	SOL4011-079-075	58110-91JN0-019	HÉLICE AMITA 3 7.9x6.75	PROPELLER AMITA 3 7.9x6.75	ELICA AMITA 3 7.9x6.75	HELICE AMITA 3 7.9x6.75
20	REC91490-40030	09204-03003	PASADOR	PIN	FERMO	GOUPILLE
21	PAGB/T5783-M6X16	09116-06225	TORNILLO HEXAGONAL M6x16	HEXAGON BOLT M6x16	BULLONE ESAGONALE M6x16	BOULON HEXAGONAL M6x16





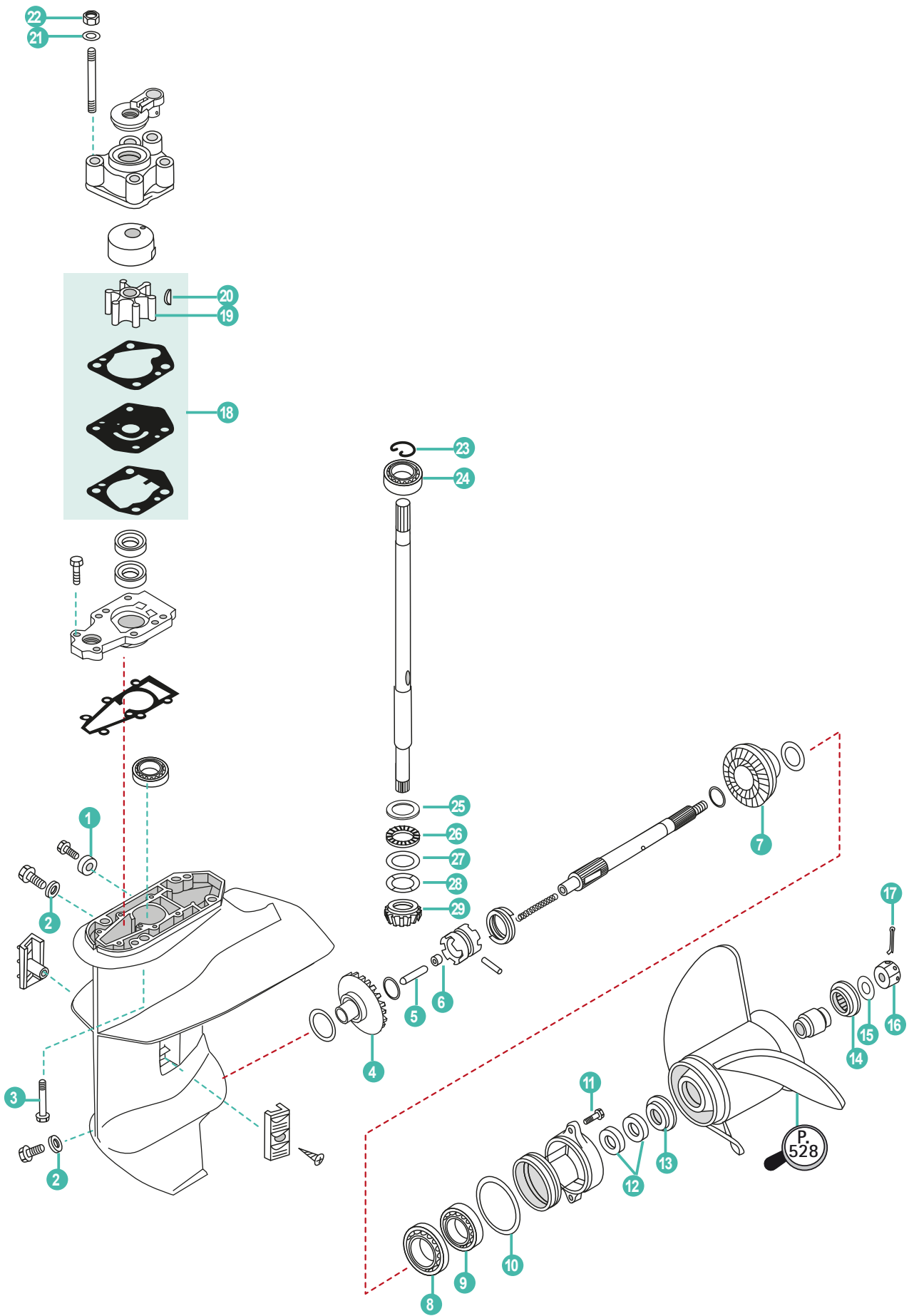
	REF	OEM				
1	CM55321-87J00	55321-87J01	ÁNODO	ANODE	ANODO	ANODE
2	REC59178-97J00	59178-97J00	JUNTA DRENAJE COLA	DRAIN PLUG GASKET	GUARNIZIONE DRENAGGIO	JOINT DE VIDANGE
3	PAGB/T5783-M8X30	09116-08151	PERNO M8x30	BOLT M8x30	BULLONE M8x30	BOULON M8x30
4	REC57631-93901	57631-93901	VARILLA SELECTOR	ROD PUSH	ASTA SELETTORE	CLAVETTE
5	REC08110-60050	08110-60050	RODAMIENTO	BEARING	CUSCINETTO	ROULEMENT
6	REC09280-57002	09280-57002	ARO TORICO	O-RING	O-RING	JOINT TORIQUE
7	PAGB/T5787-M6X20	09116-06227	TORNILLO	BOLT, FLANGE	VITE	VIS DE BRIDE
8	REC09289-17006	09289-17L02	RETÉN ACEITE	OIL SEAL	PARAOLIO	JOINT SPI
9	REC57632-94J00	57632-94J00	SEPARADOR HELICE	PROPELLER WASHER	DISTANZIALE ELICA	RONDELLE HÉLICE
10	REC57633-93901	57633-93901	SEPARADOR	SPACER	DISTANZIALE	ENTRETOISE
11	REC09204-02004	09204-02004	PIN BLOQUEADOR	COTTER PIN	COPPIGLIA	GOUPILLE
12	PAGB/T6170-M6	29141-93J00	TUERCA HEXÁGONO M6	NUT HEXAGON M6	DADO ESAGONALE M6	ECROU HEXAGONAL M6
13	PAGB/T93-6	29162-93J00	ARANDELA MUELLE 6	WASHER SPRING 6	RONDELLA MOLLA 6	RESSORT 6
14	CM55300-95500	55300-95500	ÁNODO	ANODE	ANODO	ANODE
15	PAGB/T820-M6X20	09126-06006	TORNILLO M6x20	SCREW M6x20	VITE M6x20	VIS M6x20
16	REC57311-99J10	57311-99J10	PIÑÓN ATAQUE	INITIATIVE GEAR	PIGNONE	PIGNON D'ATTAQUE
	REC09160-20042	09160-20042	GRUESO 1.10	SHIM 1.10	SPESSORE 1.10	CALE 1.10
17	REC09160-20043	09160-20043	GRUESO 1.20	SHIM 1.20	SPESSORE 1.20	CALE 1.20
	REC09160-20044	09160-20044	GRUESO 1.30	SHIM 1.30	SPESSORE 1.30	CALE 1.30
18	REC09160-20027	09160-20027	ARANDELA PIÑÓN	WASHER GEAR	RONDELLA PIGNONE	RONDELLE DE PIGNON
19	REC09263-20L04	09263-20024	RODAMIENTO	BEARING	CUSCINETTO	ROUEMENT
20	REC09160-21009	09160-21009	ARANDELA PIÑÓN	WASHER GEAR	RONDELLA PIGNONE	RONDELLE DE PIGNON
21	REC08110-60020	08110-60020	RODAMIENTO	BEARING	CUSCINETTO	ROULEMENT
22	REC09380-15001	09380-15001	CIRCLIP	CLIP	CERCLIP	CLIPS
23	REC09116-06121	09116-06229	TORNILLO	BOLT	VITE	VIS
24	REC17400-99J01	17400-99J01	KIT BOMBA	PUMP KIT	KIT POMPA	KIT POMPA À EAU
25	REC17461-93903	17461-939M0	IMPULSOR	IMPELLER	GIRANTE	TURBINE
26	REC09420-03005	09420-03009	CHAVETA	KEY	CHIAVETTA	CLAVETTE





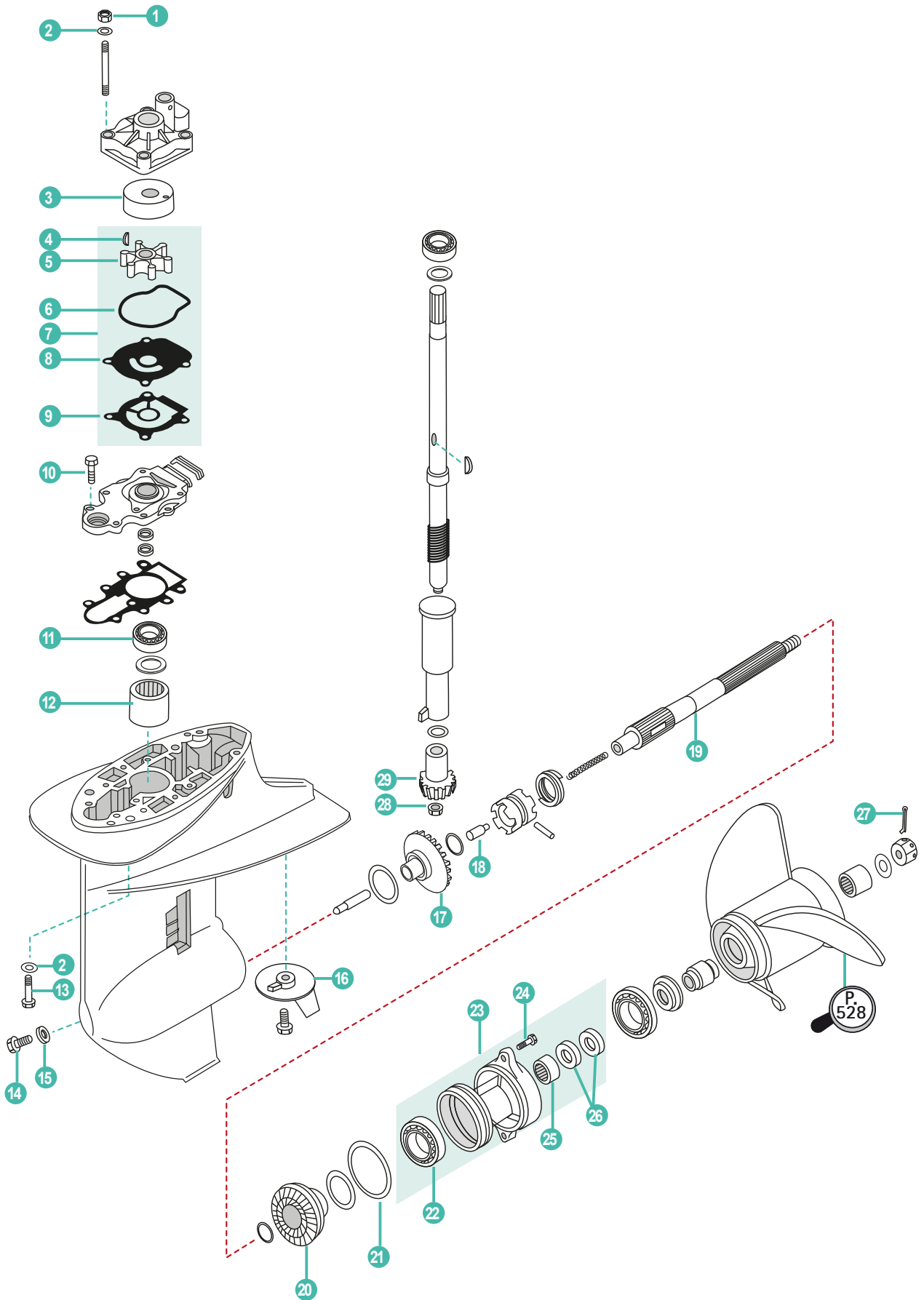
	REF	OEM				
1	CM55321-87J00	55321-87J00	ÁNODO	ANODE	ANODO	ANODE
2	REC09248-10008	09248-10008	TORNILLO 10x7,5	SCREW 10x7,5	VITE 10x7,5	VIS 10x7,5
3	REC09168-10022	09168-10022	ARANDELA TAPÓN	CAP, O-RING	RONDELLA TAPPO	JOINT DE VIDANGE
4	PAGB/T5783-M8X30	09117-08047	TORNILLO M8X30	BOLT M8X30	BULLONE M8X30	BOULON M8X30
5	REC09116-06094	09116-06094	TORNILLO 6x15	SCREW 6x15	VITE 6x15	VIS 6x15
6	CM41811-98500	41811-98500	ÁNODO	ANODE	ANODO	ANODE
7	CM55321-93900	55321-93900	ÁNODO	ANODE	ANODO	ANODE
8	REC57510-93910	57510-93910	PIÑÓN MARCHA AVANTE	FORWARD GEAR	INGRANAGGIO MARCIA AVANTI	PIGNON MARCHE AVANT
9	REC57631-93901	67631-93901	VARILLA SELECTOR	ROD PUSH	ASTA SELETTORE	CLAVETTE
10	REC09440-32008	09440-32008	MUELLE	CLUTCH	MOLLA	RESSORT
11	REC09440-05027	09440-05027	MUELLE SELECTOR	SELECTOR SPRING	MOLLA SELETTORE	RESSORT DE SELECTEUR
12	REC57610-93901	57610-93901	EJE HELICE	PROPELLER SHAFT	ASSE ELICA	ARBRE D'HELICE
13	REC57521-93910	57521-93910	PIÑÓN MARCHA ATRÁS	REVERSER GEAR	INGRANAGGIO MARCIA INDIETRO	PIGNON MARCHE ARRIÈRE
14	REC08110-60050	08110-60050	RODAMIENTO	BEARING	CUSCINETTO	ROULEMENT
15	REC09280-57002	09280-57002	ARO TORICO	O-RING	O-RING	JOINT TORIQUE
16	REC56120-93900	56120-93901-OEP	DIÁBOLO	CARRIER	DIABOLO	DIABOLO
17	PAGB/T5787-M6X20	29116-93J00	TORNILLO	BOLT, FLANGE	VITE	VIS DE BRIDE
18	REC09289-17006	09289-17006	RETÉN ACEITE	OIL SEAL	PARAOLIO	JOINT SPI
19	REC57632-94J00	57632-93902	SEPARADOR HÉLICE	PROPELLER WASHER	DISTANZIALE ELICA	RONDELLE HÉLICE
20	REC57633-93901	57633-93901	SEPARADOR	SPACER	DISTANZIALE	ENTRETOISE
21	PAGB/T6170-M6	29141-93J00	TUERCA HEXÁGONAL M6	HEXAGON NUT M6	DADO ESAGONALE M6	ECROU HEXAGONAL M6
22	PAGB/T93-6	29162-93J00	ARANDELA MUELLE 6	SPRING WASHER 6	RONDELLA MOLLA 6	RESSORT RONDELLE 6
23	CM55300-95500	55300-95500	ÁNODO	ANODE	ANODO	ANODE
24	PAGB/T820-M6X20	09126-06006	TORNILLO M6x20	SCREW M6x20	VITE M6x20	VIS M6x20
25	REC09263-15019	09263-15019	RODAMIENTO	BEARING	CUSCINETTO	ROULEMENT
26	REC17452-93910	17452-93910	JUNTA COLA	DRIVE GASKET	GUARNIZIONE PIEDE	JOINT D'EMBASE
27	REC09289-12003	09289-12003	RETÉN	OIL SEAL	PARAOLIO	JOINT SPI
28	REC17450-93921	17450-93921	CARCASA BOMBA AGUA	PUMP BASE	BASE POMPA ACQUA	CORPS DE POMPE À EAU
29	PAGB/T818-M6X10	09125-06063	TORNILLO M6x10	BOLT M6x10	BULLONE M6x10	BOULON M6x10
30	REC17453-93901	17453-93900	TUBO VACIADO DE AGUA	WATER TUBE	TUBO ACQUA	TUBE VIDANGE D'EAU
31	REC17472-93911	17472-93911	JUNTA BOMBA AGUA	WATER PUMP GASKET	GUARNIZIONE POMPA ACQUA	JOINT DE POMPE À EAU
32	REC17400-93951	17400-93951	KIT BOMBA AGUA	WATER PUMP SERVICE KIT	KIT POMPA ACQUA	KIT POMPE À EAU
33	REC17471-93902	17471-93902	BASE BOMBA AGUA	WATER PUMP PLATE	COPERCHIO GIRANTE	BASE DE POMPE À EAU
34	REC17462-93990	17462-93990	CHAVETA	KEY	CHIAVETTA	CLAVETTE
35	REC17461-93903	17461-93903	IMPULSOR	IMPELLER	GIRANTE	TURBINE
36	REC17411-93901	17411-93901	CUERPO BOMBA AGUA	HOUSING WATER PUMP	CORPO POMPA ACQUA	CORPS DE POMPE À EAU
37	PAGB/T5783-M8X55	09116-08117	TORNILLO HEXAGONAL M8x55	BOLT HEXAGON M8x55	BULLONE ESAGONALE M8x55	VIS HEXAGONAL M8x55
38	REC57311-93910	57311-93910	PIÑÓN ATAQUE	INITIATIVE GEAR	PIGNONE ATTACCO	PIGNON D'ATAQUE
	REC09160-20041	09160-20041	GRUESO 1.00	SHIM 1.00	SPESSORE 1.00	CALE 1.00
39	REC09160-20042	09160-20042	GRUESO 1.10	SHIM 1.10	SPESSORE 1.10	CALE 1.10
	REC09160-20043	09160-20043	GRUESO 1.20	SHIM 1.20	SPESSORE 1.20	CALE 1.20
	REC09160-20044	09160-20044	GRUESO 1.30	SHIM 1.30	SPESSORE 1.30	CALE 1.30
40	REC09160-21009	09160-21009	ARANDELA PIÑÓN	WASHER GEAR	RONDELLA PIGNONE	RONDELLE DE PIGNON
41	REC09263-20L04	09263-20L04	RODAMIENTO	BEARING	CUSCINETTO	ROULEMENT
42	REC09380-15001	09380-15001	CIRCLIP	CLIP	CERCLIP	CLIPS
43	REC57100-93902	57100-93902	EJE VERTICAL	DRIVE SHAFT	ASSE VERTICALE	ARBRE DE TRANSMISSION
44	REC08110-60020	08110-60020	RODAMIENTO	BEARING	CUSCINETTO	ROULEMENT






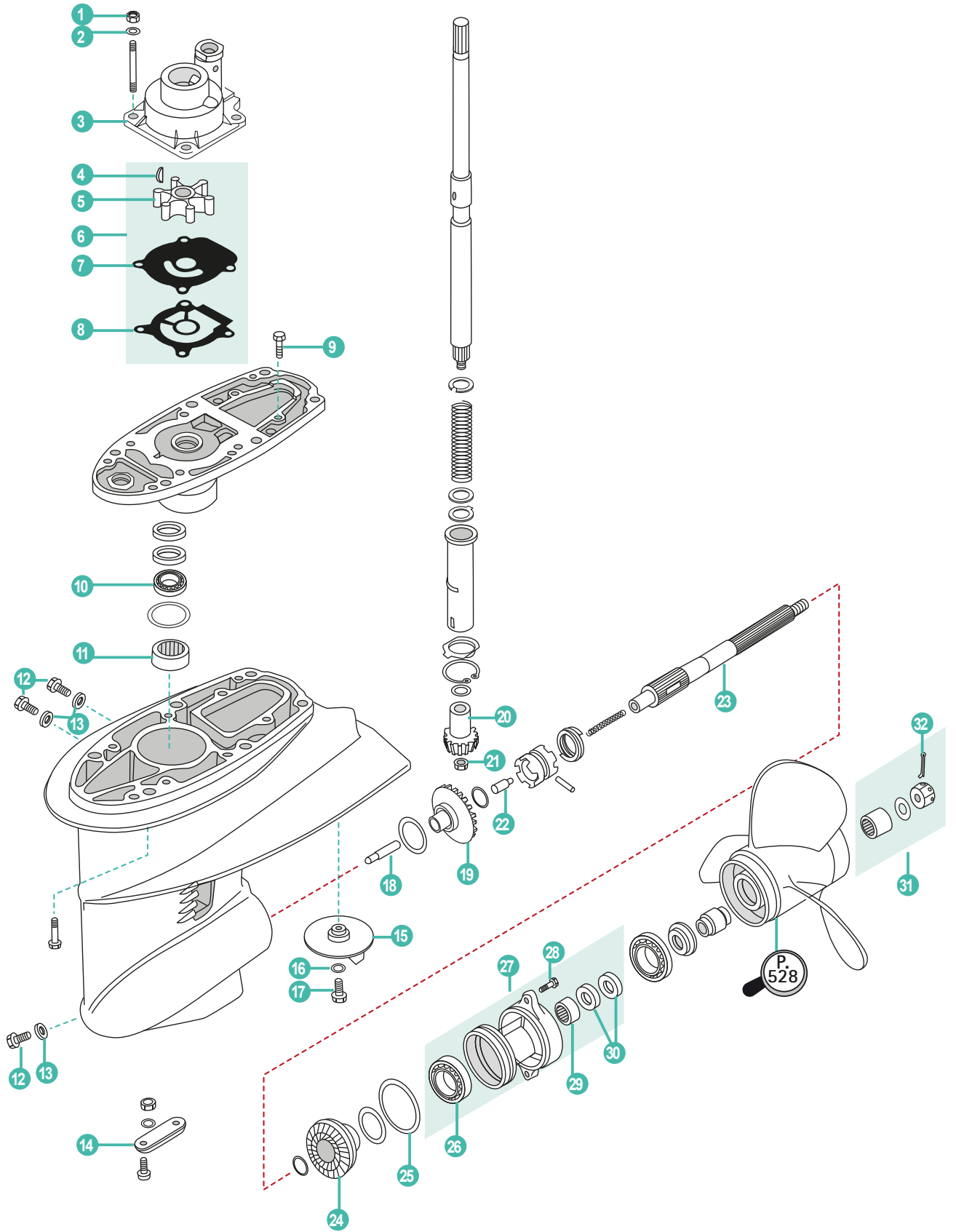
	REF	OEM				
1	CM55321-87J00	55321-87J01	ÁNODO	ANODE	ANODO	ANODE
2	REC59178-97J00	59178-97J00	JUNTA DRENAJE COLA	DRAIN PLUG GASKET	GUARNIZIONE DRENAGGIO	JOINT DE VIDANGE
3	PAGB/T5783-M8X30	09116-08151	TORNILLO M8x30	BOLT M8x30	BULLONE M8x30	BOULON M8x30
4	REC57510-99J11	57510-99J10	PIÑÓN MARCHA AVANTE	POSITIVE GEAR	PIGNONE MARCIA AVANTI	PIGNON MARCHE AVANT
5	REC57631-93901	57631-93901	VARILLA SELECTOR	ROD PUSH	ASTA SELETTORE	CLAVETTE
6	REC57632-97L00	57632-97L00	PIN SELECTOR	SELECTOR PIN	PIN SELETTORE	CLAVETTE
7	REC57521-99J10	57521-99J10	PIÑÓN MARCHA ATRÁS	REVERSE GEAR	PIGNONE MARCIA INDIETRO	PIGNON MARCHE ARRIÈRE
8	REC09262-25078	09262-25003	COJINETE CIGÜEÑAL	CRANKSHAFT BEARING	CUSCINETTO ALBERO MOTORE	PALIER DE VILEBREQUIN
9	REC08110-60050	08110-60050	RODAMIENTO	BEARING	CUSCINETTO	ROULEMENT
10	REC09280-57002	09280-57002	ARO TORICO	O-RING	O-RING	JOINT TORIQUE
11	PAGB/T5787-M6X20	09116-06227	TORNILLO	BOLT, FLANGE	VITE	VIS DE BRIDE
12	REC09289-17006	09289-17L02	RETÉN ACEITE	OIL SEAL	PARAOLIO	JOINT SPI
13	REC57632-94J00	57632-94J00	SEPARADOR HELICE TRASERO	PROPELLER WASHER, BACK	DISTANZIALE ELICA, POSTERIORE	RONDELLE HÉLICE, ARRIÈRE
14	REC57633-93901	57633-93901	SEPARADOR HELICE DELANTERO	PROPELLER WASHER, FRONT	DISTANZIALE ELICA, ANTERIORE	RONDELLE HÉLICE, AVANT
15	REC09160-12066	09160-12066	ARANDELA	WASHER	RONDELLA	RONDELLE
16	REC09141-12005	09141-12005	TUERCA HÉLICE	PROPELLER NUT	DADO ELICA	ECROU D'HELICE
17	REC09204-02004	09204-02004	PIN BLOQUEADOR	COTTER PIN	COPPIGLIA	GOUPILLE
18	REC17400-99J01	17400-99J01	KIT BOMBA	PUMP KIT	KIT POMPA	KIT POMPA À EAU
19	REC17461-93903	17461-93903	IMPULSOR	IMPELLER	GIRANTE	TURBINE
20	REC09420-03005	09420-03005	CHAVETA	KEY	CHIAVETTA	CLAVETTE
21	PAGB/T848-6	09160-06082	ARANDELA	WASHER	RONDELLA	RONDELLE
22	PAGB/T6184-2000	29141-93J00	TUERCA M6	NUT M6	DADO M6	ÉCROU M6
23	REC09380-15001	09380-15001	CIRCLIP	CLIP	CERCLIP	CLIPS
24	REC08110-60020	08110-60020	RODAMIENTO	BEARING	CUSCINETTO	ROULEMENT
25	REC09160-21009	09160-21009	ARANDELA PIÑÓN	WASHER GEAR	RONDELLA PIGNONE	RONDELLE DE PIGNON
26	REC09263-20L04	09263-20L04	RODAMIENTO	BEARING	CUSCINETTO	ROULEMENT
27	REC09160-20027	09160-20027	ARANDELA PIÑÓN	WASHER GEAR	RONDELLA PIGNONE	RONDELLE DE PIGNON
	REC09160-20041	09160-20041	GRUESO 1.00	SHIM 1.00	SPESSORE 1.00	CALE 1.00
	REC09160-20042	09160-20042	GRUESO 1.10	SHIM 1.10	SPESSORE 1.10	CALE 1.10
28	REC09160-20043	09160-20043	GRUESO 1.20	SHIM 1.20	SPESSORE 1.20	CALE 1.20
	REC09160-20044	09160-20044	GRUESO 1.30	SHIM 1.30	SPESSORE 1.30	CALE 1.30
29	REC57311-99J10	57311-97J10	PIÑÓN ATAQUE	INITIATIVE GEAR	PIGNONE	PIGNON D'ATTAQUE






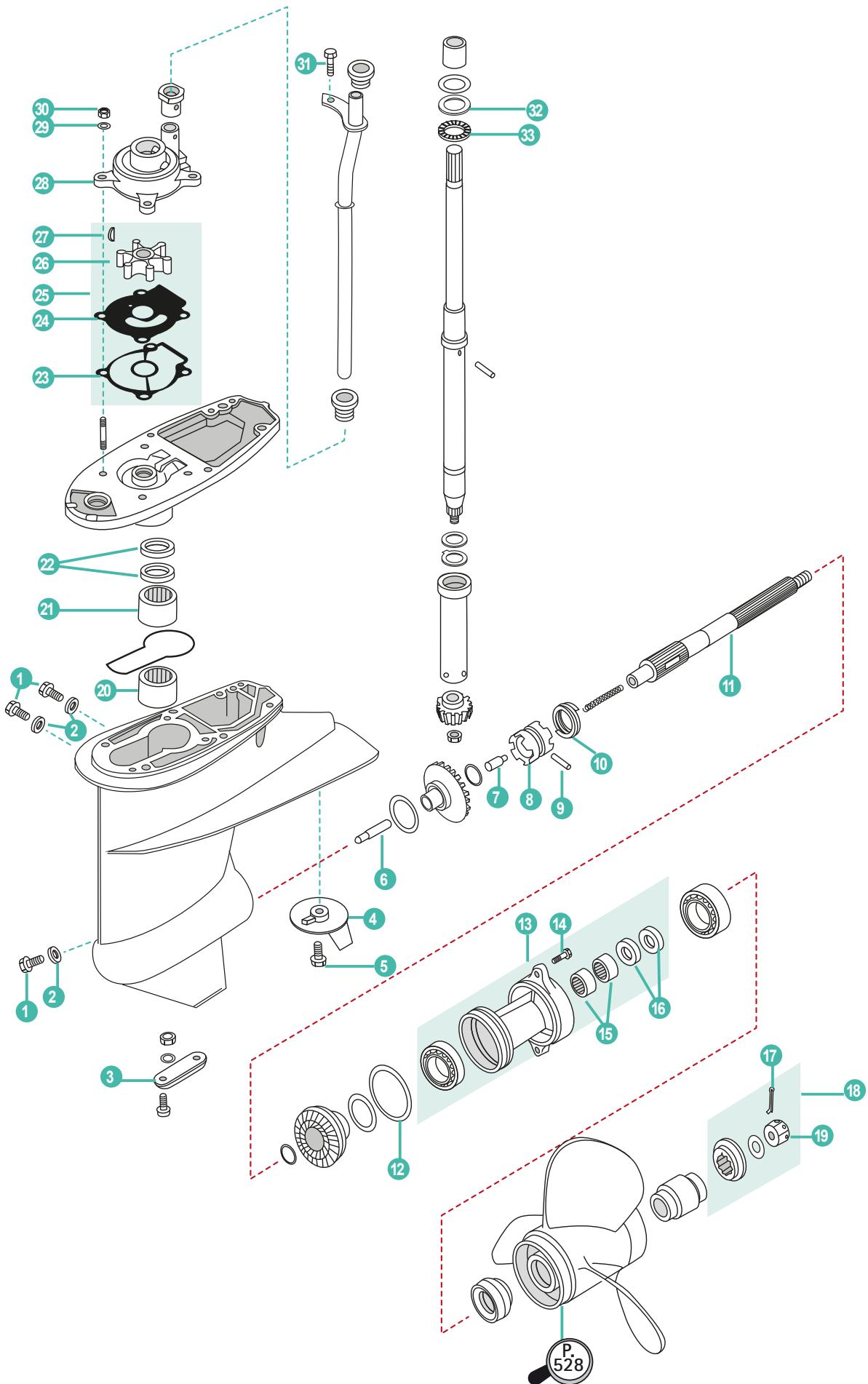
	REF	OEM				
1	PAGB/T6170-M6	29141-93J00	TUERCA HEXÁGONO M6	NUT HEXAGON M6	DADO ESAGONALE M6	ECROU HEXAGONAL M6
2	PAGB/T848-6	09160-06082	ARANDELA	WASHER	RONDELLA	RONDELLE
3	REC17413-95J00	17413-95J00	CASQUILLO INOX	SLEEVE WATER PUMP	CAPPUCCIO	INSERT DE POMPE À EAU
4	REC09420-04006	09420-04006	CHAVETA	KEY	CHIAVETTA	CLAVETTE
5	REC17461-96312	17461-96312	IMPULSOR	IMPELLER	GIRANTE	TURBINE
6	REC17416-95J00	17416-95J00	ARO TÓRICO	O-RING	FASCIA TONDA	JOINT TORIQUE
7	REC17400-95J02	17400-95J02	KIT BOMBA DE AGUA	WATER PUMP KIT	KIT POMPA ACQUA	KIT POMPE A EAU
8	REC17471-95J01	17471-95J01	TAPA DEL IMPULSOR	OUTER PLATE CARTRIDGE	COPERCHIO GIRANTE	PLAQUE DE POMPE À EAU
9	REC17472-96303	17472-96303	JUNTA DE LA BOMBA DE AGUA	WATER PUMP, GASKET	GUARNIZIONE POMPA ACQUA	JOINT POMPE À EAU
10	REC09116-06094	09116-06094	TORNILLO 6x15	SCREW 6x15	VITE 6x15	VIS 6x15
11	REC09265-17002	09265-17002	RODAMIENTO	BEARING	CUSCINETTO	ROULEMENT
12	REC09263-20046	09263-20046	RODAMIENTO	BEARING	CUSCINETTO	ROULEMENT
13	PAGB/T5787-M6X30	09116-08122	TORNILLO M6x30	BOLT M6x30	BULLONE M6x30	BOULON M6x30
14	REC09248-10008	09248-10008	TORNILLO 10x7,5	SCREW 10x7,5	VITE 10x7,5	VIS M10x7,5
15	REC09168-10022	09168-10022	ARANDELA TAPÓN	CAP, O-RING	RONDELLA TAPPO	JOINT DE VIDANGE
16	CM55125-96310	55125-96310	ÁNODO	ANODE	ANODO	ANODE
17	REC57510-89J00	57510-89J00	PIÑÓN MARCHA AVANTE	POSITIVE GEAR	PIGNONE MARCIA AVANTI	PIGNON MARCHE AVANT
18	REC09209-08016	09209-08016	VARILLA PRESION ACEITE	ROD PUSH	ASTA PRESSIONE OLIO	CLAVETTE
19	REC57610-96311	57610-96311	EJE HELICE	PROPELLER SHAFT	ASSE ELICA	ARBRE D'HELICE
20	REC57521-89J00	57521-89J00	PIÑÓN MARCHA ATRÁS	REVERSER GEAR	PIGNONE MARCIA INDIETRO	PIGNON MARCHE ARRIÈRE
21	REC09280-75001	09280-75001	ARO TÓRICO	O-RING	FASCIA TONDA	JOINT TORIQUE
22	REC08113-60060	08113-60060	RODAMIENTO	BEARING	CUSCINETTO	ROULEMENT
23	REC56120-96332-0EP	56120-96332-0EP	DIÁBOLO	CARRIER	DIABOLO	DIABOLO
24	REC09116-06121	09116-06121	TORNILLO	BOLT	VITE	VIS
25	REC09263-20047	09263-20047	RODAMIENTO	BEARING	CUSCINETTO	ROULEMENT
26	REC09289-20009	09289-20009	RETÉN ACEITE	OIL SEAL	PARAOILIO	JOINT SPI
27	REC91490-40030	09204-03003	PIN BLOQUEADOR	COTTER PIN	COPPIGLIA	GOUPILLE
28	REC90179-08M06	09159-08046	TUERCA DE PIÑÓN M8X1	NUT, PINION M8X1	DADO PIGNONE M8X1	ECROU DE PIGNON M8
29	REC57311-96320	57311-96320	PIÑÓN ATAQUE	INITIATIVE GEAR	PIGNONE ATTACCO	PIGNON D'ATTAQUE






	REF	OEM				
1	PAGB/T6184-2000	09141-06020	TUERCA M6	NUT M6	DADO M6	ÉCROU M6
2	PAGB/T848-6	09162-06006	ARANDELA	WASHER	RONDELLA	RONDELLE
3	REC17411-94421	17411-94421	CUERPO BOMBA AGUA	HOUSING WATER PUMP	CORPO POMPA ACQUA	CORPS DE POMPE À EAU
4	REC09420-04006	09420-04006	CHAVETA	KEY	CHIAVETTA	CLAVETTE
5	REC17461-96312	17461-96312	IMPULSOR	IMPELLER	GIRANTE	TURBINE
6	REC17400-96403	17400-96352	KIT BOMBA DE AGUA	WATER PUMP KIT	KIT POMPA ACQUA	KIT POMPE A EAU
7	REC17471-94401	17471-94401	BASE BOMBA AGUA	PLATE, WATER PUMP	BASE POMPA ACQUA	BASE DE POMPE À EAU
8	REC17472-96303	17472-96303	JUNTA DE LA BOMBA DE AGUA	WATER PUMP, GASKET	GUARNIZIONE POMPA ACQUA	JOINT POMPE À EAU
9	PAGB/T5787-M6X20	09116-06106	TORNILLO	BOLT, FLANGE	VITE	VIS DE BRIDE
10	REC09265-17002	09265-17002	RODAMIENTO	BEARING	CUSCINETTO	ROULEMENT
11	REC09263-20046	09263-20046	RODAMIENTO	BEARING	CUSCINETTO	ROULEMENT
12	REC09248-10008	09248-10008	TORNILLO 10x7,5	SCREW 10x7,5	VITE 10x7,5	VIS 10x7,5
13	REC09168-10022	09168-10022	ARANDELA TAPÓN	CAP, O-RING	RONDELLA TAPPO	JOINT DE VIDANGE
14	CM55300-95500	55300-95500	ÁNODO	ANODE	ANODO	ANODE
15	CM55125-96310	55125-96310	ÁNODO	ANODE	ANODO	ANODE
16	PAGB/T97.1-8		ARANDELA 8	WASHER 8	RONDELLA 8	RONDELLE 8
17	PAGB/T5783-M8X16	09117-08037	TORNILLO M8x16	BOLT M8x16	BULLONE M8x16	BOULON M8x16
18	REC57631-96301	57631-96301	VARILLA PRESION ACEITE	ROD PUSH	ASTA PRESSIONE OLIO	CLAVETTE
19	REC57510-89J00	57510-89J00	PIÑÓN MARCHA AVANTE	POSITIVE GEAR	PIGNONE MARCIA AVANTI	PIGNON MARCHE AVANT
20	REC57311-96320	57311-96320	PIÑÓN ATAQUE	INITIATIVE GEAR	PIGNONE ATTACCO	PIGNON D'ATTAQUE
21	REC90179-08M06	09159-08046	TUERCA DE PIÑÓN M8X1	NUT, PINION M8X1	DADO PIGNONE M8X1	ECROU DE PIGNON M8
22	REC09209-08016	09209-08016	VARILLA PRESION ACEITE	ROD PUSH	ASTA PRESSIONE OLIO	CLAVETTE
23	REC57610-96311	57610-96311	EJE HELICE	PROPELLER SHAFT	ASSE ELICA	ARBRE D'HELICE
24	REC57521-89J00	57521-89J00	PIÑÓN MARCHA ATRÁS	REVERSER GEAR	PIGNONE MARCIA INDIETRO	PIGNON MARCHE ARRIÈRE
25	REC925093	09280-75002	ARO TORICO SUPERIOR	O-RING UPPER	O-RING SUPERIORE	JOINT TORIQUE SUPERIEUR
26	REC08113-60060	08113-60060	RODAMIENTO	BEARING	CUSCINETTO	ROULEMENT
27	REC56120-96332-OEP	56120-96332-OEP	DIÁBOLO	CARRIER	DIABOLO	DIABOLO
28	REC09116-06121	09116-06121	TORNILLO	BOLT	VITE	VIS
29	REC09263-20047	09263-20047	RODAMIENTO	BEARING	CUSCINETTO	ROULEMENT
30	REC09289-20009	09289-20009	RETÉN ACEITE	OIL SEAL	PARAOLIO	JOINT SPI
31	REC57630-96300	57630-96300	KIT CIERRE DE HÉLICE	PROP NUT KIT	KIT CHIUSURA ELICA	KIT ECROU D'HELICE
32	REC91490-40030	09204-03003	PIN BLOQUEADOR	COTTER PIN	COPPIGLIA	GOUPILLE

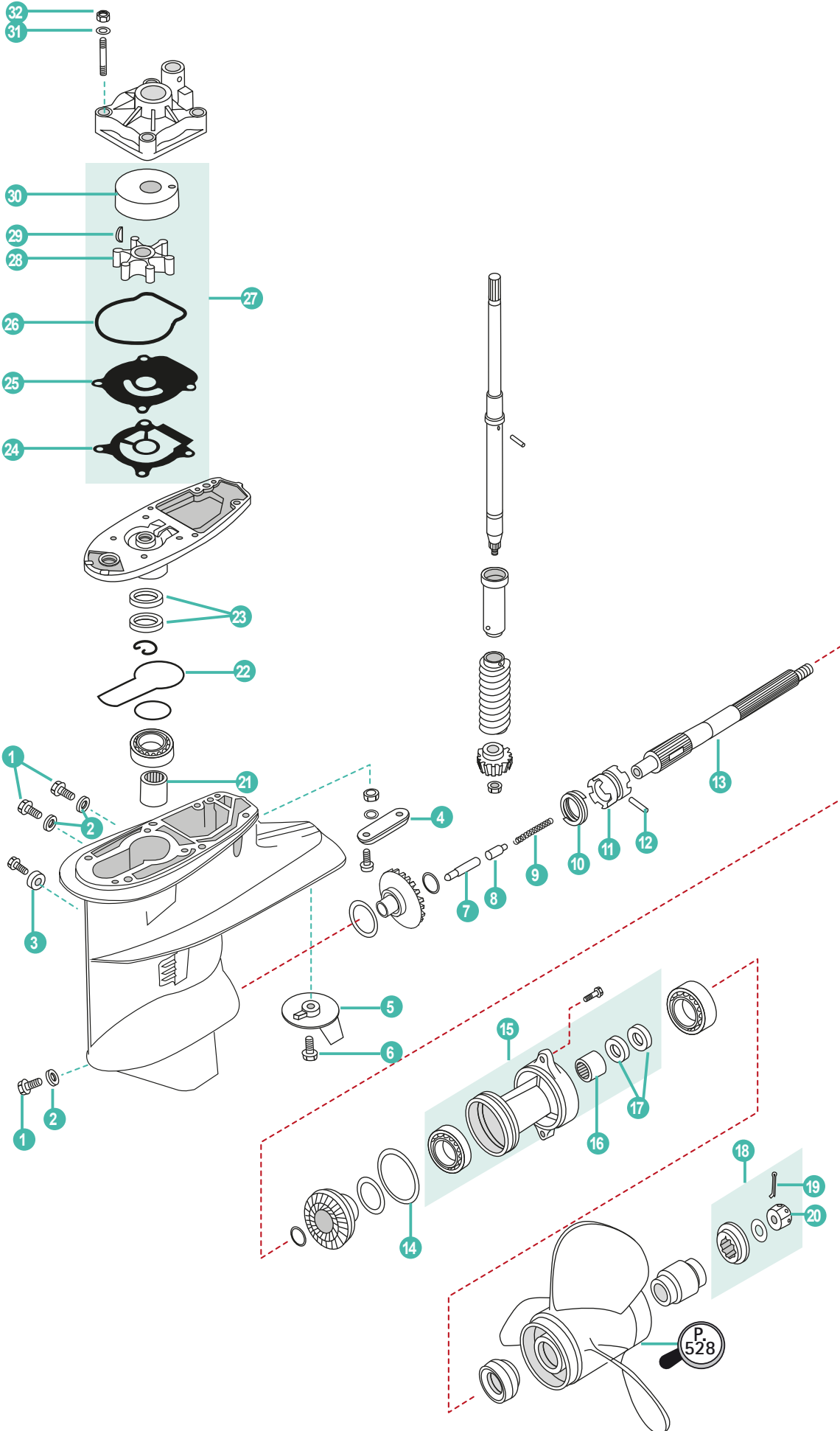





	REF	OEM				
1	REC09248-10008	09248-10008	TORNILLO 10x7,5	SCREW 10x7,5	VITE 10x7,5	VIS M10x7,5
2	REC09168-10022	09168-10022	ARANDELA TAPÓN	CAP, O-RING	RONDELLA TAPPO	JOINT DE VIDANGE
3	CM55300-95500	55300-95500	ÁNODO	ANODE	ANODO	ANODE
4	CM55125-95500	55125-95500	ÁNODO	ANODE	ANODO	ANODE
5	PAGB/T5783-M8X16	09117-08109	TORNILLO M8x16	BOLT M8x16	BULLONE M8x16	BOULON M8x16
6	REC57631-95303	57631-95303	VARILLA PRESION ACEITE	ROD PUSH	ASTA PRESSIONE OLIO	CLAVETTE
7	REC57634-88L00	57634-88L00	PIN SELECTOR	CLUTCH PIN	PIN SELETTORE	CALVETTE
8	REC57621-94403	57621-87J03	SELECTOR	SELETTORE	CLUTCH DOG	CRABOT
9	REC09202-04002	09202-04002	PIN HELICE	PROPELLER PIN	PIN ELICA	CLAVETTE D'HELICE
10	REC09440-40002	09440-40002	MUELLE SELECTOR	SPRING CLUTCH	MOLLA SELETTORE	RESSORT
11	REC57610-94402	57610-94402	EJE HELICE	PROPELLER SHAFT	ASSE ELICA	ARBRE D'HELICE
12	REC09280-75001	09280-75001	ARO TÓRICO	O-RING	FASCIA TONDA	JOINT TORIQUE
13	REC56120-94321-0EP	56120-94321-0EP	DIÁBOLO	CARRIER	DIABOLO	DIABOLO
14	PAGB/T5783-M8X30	09117-08047	TORNILLO M8x30	BOLT M8x30	BULLONE M8x30	BOULON M8x30
15	REC09263-22020	09263-22020	RODAMIENTO	BEARING	CUSCINETTO	ROULEMENT
16	REC09289-22007	09289-22007	RETÉN ACEITE	OIL SEAL	PARAOLIO	JOINT SPI
17	REC91490-40030	09204-03003	PIN BLOQUEADOR	COTTER PIN	COPPIGLIA	GOUPILLE
18	REC57630-94300	57630-94301	KIT CIERRE DE HÉLICE	PROP NUT KIT	KIT CHIUSURA ELICA	KIT ECROU D'HELICE
19	REC90171-18M04	09141-18005	TUERCA	NUT	DADO	ÉCROU
20	REC09263-22L03	09263-22039	RODAMIENTO	BEARING	CUSCINETTO	ROULEMENT
21	REC09263-25025	09263-25025	RODAMIENTO	BEARING	CUSCINETTO	ROULEMENT
22	REC09282-17005	09282-17005	RETÉN ACEITE	OIL SEAL	PARAOLIO	JOINT SPI
23	REC17472-96303	17472-96303	JUNTA DE LA BOMBA DE AGUA	WATER PUMP, GASKET	GUARNIZIONE POMPA ACQUA	JOINT POMPE À EAU
24	REC17471-94401	17471-94401	BASE BOMBA AGUA	PLATE, WATER PUMP	BASE POMPA ACQUA	BASE DE POMPE À EAU
25	REC17400-96403	17400-96403	KIT BOMBA DE AGUA	WATER PUMP KIT	KIT POMPA ACQUA	KIT POMPE A EAU
26	REC17461-96312	17461-96312	IMPULSOR	IMPELLER	GIRANTE	TURBINE
27	REC09420-04006	09420-04006	CHAVETA	KEY	CHIAVETTA	CLAVETTE
28	REC17411-94421	17411-94421	CUERPO BOMBA AGUA	HOUSING WATER PUMP	CORPO POMPA ACQUA	CORPS DE POMPE À EAU
29	PAGB/T93-6	29162-93J00	ARANDELA 6	WASHER 6	RONDELLA 6	RONDELLE 6
30	PAGB/T6170-M6	29141-93J00	TUERCA HEXÁGONO M6	NUT HEXAGON M6	DADO ESAGONALE M6	ECROU HEXAGONAL M6
31	REC09116-06094	09116-06094	TORNILLO 6x15	SCREW 6x15	VITE 6x15	VIS 6x15
32	REC09160-26015	09160-26015	ARANDELA PIÑÓN	WASHER GEAR	RONDELLA PIGNONE	RONDELLE DE PIGNON
33	REC09263-25062	09263-25062	RODAMIENTO	BEARING	CUSCINETTO	ROULEMENT

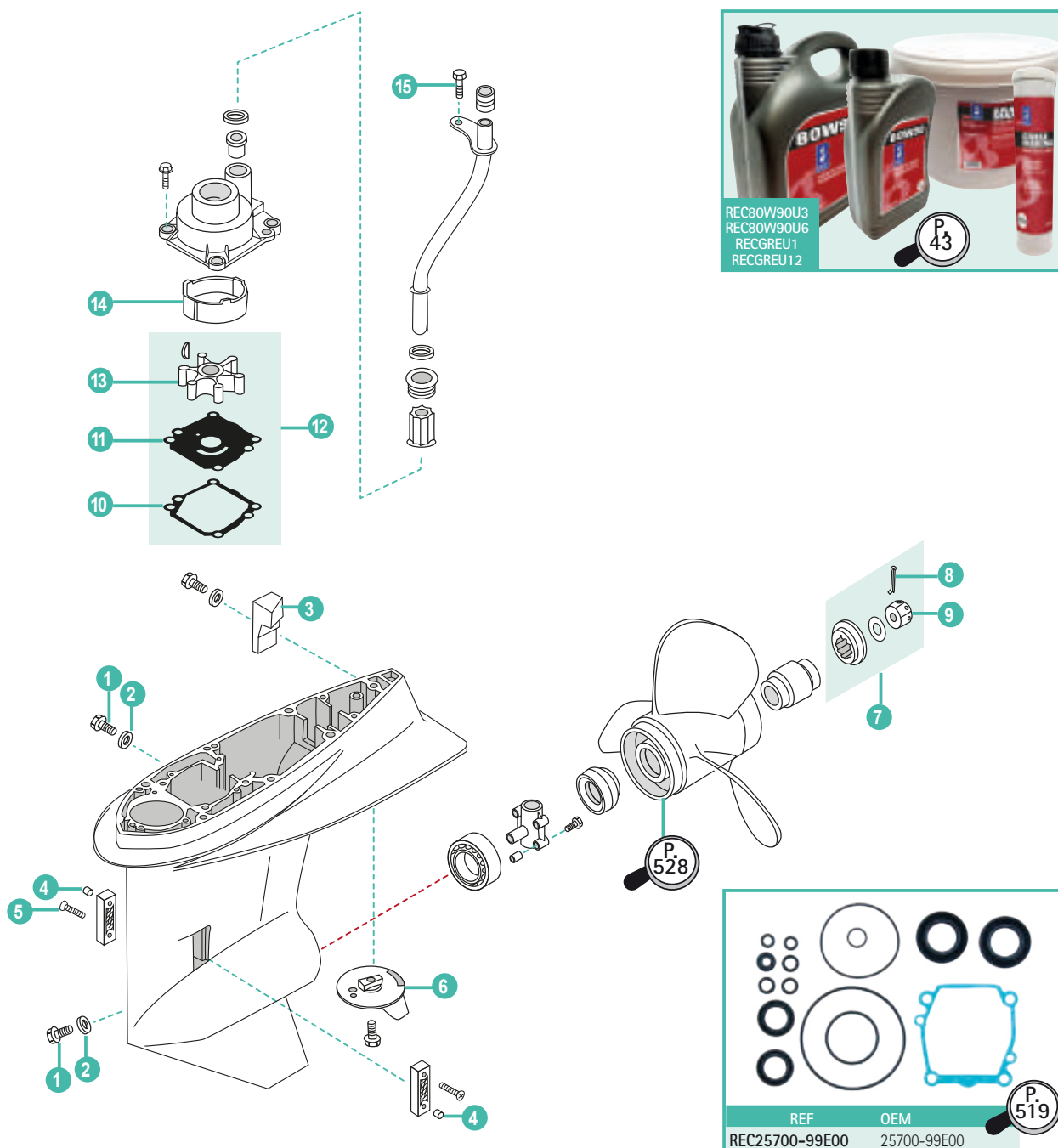


4T DF40A, DF50A, DF60A
STROKES

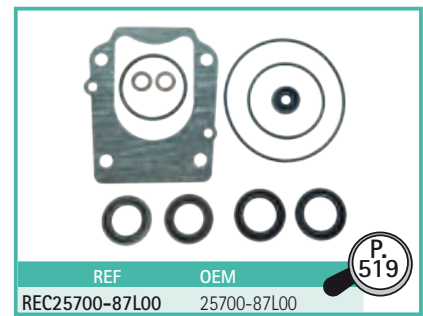
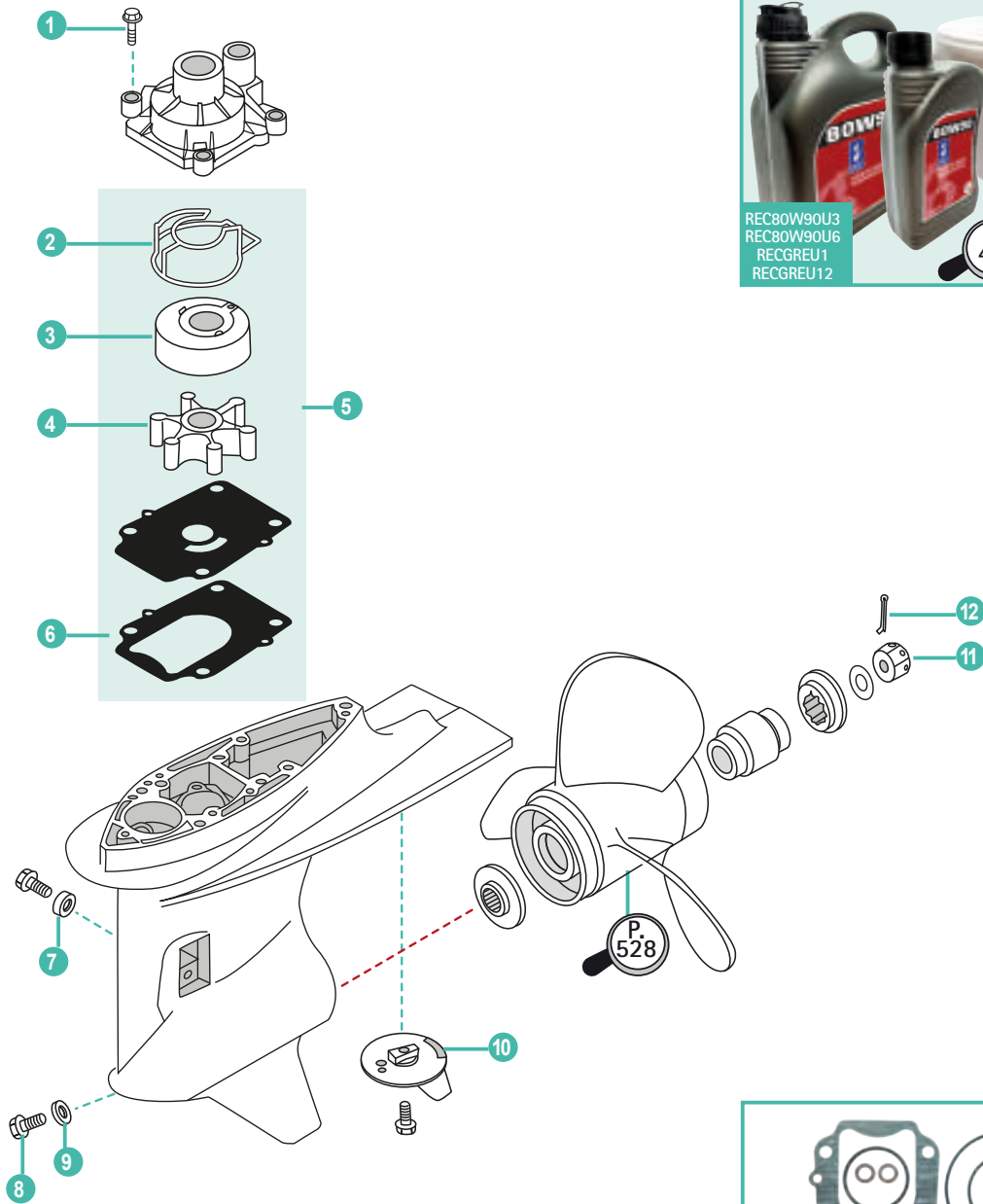


	REF	OEM				
1	REC09248-10008	09248-10008	TORNILLO 10x7,5	SCREW 10x7,5	VITE 10x7,5	VIS 10x7,5
2	REC09168-10022	09168-10022	ARANDELA TAPÓN	CAP, O-RING	RONDELLA TAPPO	JOINT DE VIDANGE
3	CM55321-87J00	55321-87J00	ÁNODO	ANODE	ANODO	ANODE
4	CM55300-95500	55300-95500	ÁNODO	ANODE	ANODO	ANODE
5	CM55125-94400	55125-94400	ÁNODO	ANODE	ANODO	ANODE
6	PAGB/T5783-M8X16	09117-08109	TORNILLO M8x16	BOLT M8x16	BULLONE M8x16	BOULON M8x16
7	REC57631-95303	57631-95303	VARILLA DE PRESIÓN	ROD PUSH	ASTA PRESSIONE OLIO	DOIGT
8	REC57634-88L00	57634-88L00	PIN SELECTOR	CLUTCH PIN	PIN SELETTORE	CALVETTE
9	REC09440-08043	09440-08043	MUELLE SELECTOR	SPRING CLUTCH	MOLLA SELETTORE	RESSORT DE SELECTEUR
10	REC09440-40002	09440-40002	MUELLE SELECTOR	SPRING CLUTCH	MOLLA SELETTORE	RESSORT DE SELECTEUR
11	REC57621-94403	57621-87J03	SELECTOR	SELETTORE	CLUTCH DOG	CRABOT
12	REC09202-05022	09202-05022	PIN SELECTOR	CLUTCH PIN	PIN SELETTORE	CALVETTE
13	REC57610-94402	57610-94402	EJE HELICE	PROPELLER SHAFT	ASSE ELICA	ARBRE D'HELICE
14	REC09280-75001	09280-75001	ARO TÓRICO	O-RING	FASCIA TONDA	JOINT TORIQUE
15	REC56120-94321-0EP	56120-94321-0EP	DIÁBOLO	CARRIER	DIABOLO	DIABOLO
16	REC09263-22020	09263-22020	RODAMIENTO	BEARING	CUSCINETTO	ROULEMENT
17	REC09289-22007	09289-22007	RETÉN ACEITE	OIL SEAL	PARAOLIO	JOINT SPI
18	REC57630-94300	57630-94300	KIT CIERRE DE HéLICE	PROP NUT KIT	KIT CHIUSURA ELICA	KIT ECROU D'HELICE
19	REC91490-40030	09204-03003	PIN BLOQUEADOR	COTTER PIN	COPPIGLIA	GOUPILLE
20	REC90171-18M04	09141-18005	TUERCA	NUT	DADO	ÉCROU
21	REC09263-22L03	09263-22039	RODAMIENTO	BEARING	CUSCINETTO	ROULEMENT
22	REC55122-94400	55122-88L00	JUNTA TORICA	O-RING	O-RING	JOINT TORIQUE
23	REC09282-17005	09282-17005	RETÉN ACEITE	OIL SEAL	PARAOLIO	JOINT SPI
24	REC17472-96303	17472-96303	JUNTA DE LA BOMBA DE AGUA	WATER PUMP, GASKET	GUARNIZIONE POMPA ACQUA	JOINT POMPE À EAU
25	REC17471-95J01	17471-95J01	TAPA DEL IMPULSOR	OUTER PLATE CARTRIDGE	COPERCHIO GIRANTE	PLAQUE DE POMPE À EAU
26	REC17416-95J00	17416-95J00	ARO TÓRICO	O-RING	FASCIA TONDA	JOINT TORIQUE
27	REC17400-88L00	17400-88L00	KIT BOMBA DE AGUA	WATER PUMP KIT	KIT POMPA ACQUA	KIT POMPE A EAU
28	REC17461-96312	17461-96312	IMPULSOR	IMPELLER	GIRANTE	TURBINE
29	REC09420-04006	09420-04006	CHAVETA	KEY	CHIAVETTA	CLAVETTE
30	REC17413-95J00	17413-95J00	CASQUILLO INOX	SLEEVE WATER PUMP	CAPPUCCIO	INSERT DE POMPE À EAU
31	PAGB/T93-6	29162-93J00	ARANDELA MUELLE 6	WASHER SPRING 6	RONDELLA MOLLA 6	RESSORT 6
32	PAGB/T6170-M6	29141-93J00	TUERCA HEXÁGONO M6	NUT HEXAGON M6	DADO ESAGONALE M6	ECROU HEXAGONAL M6


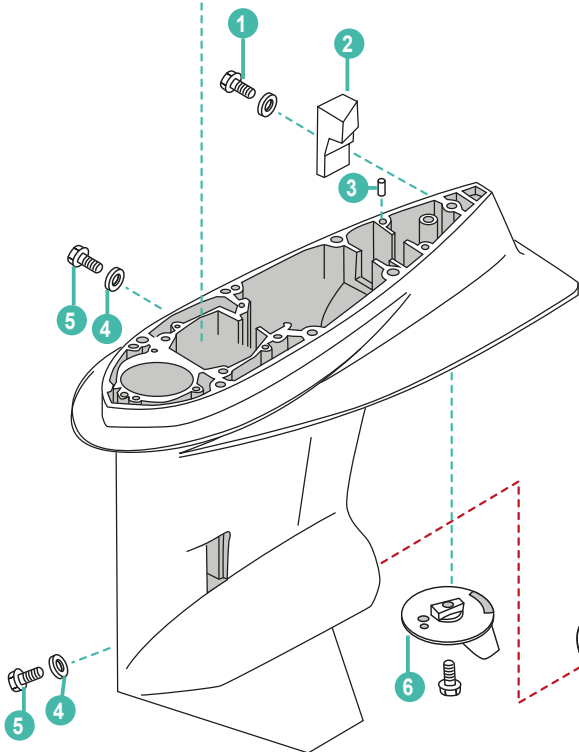
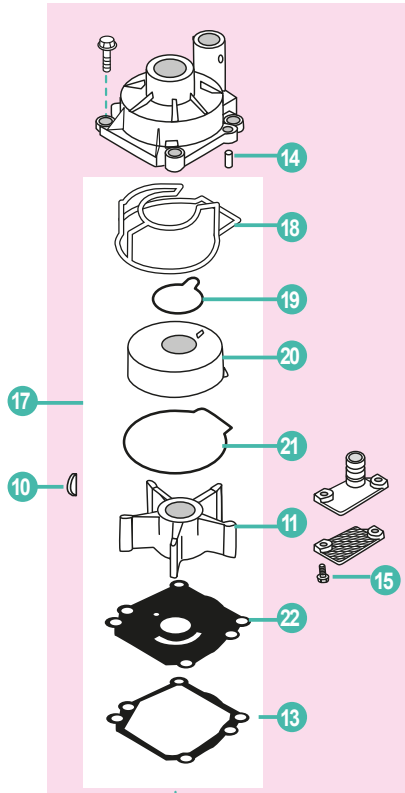
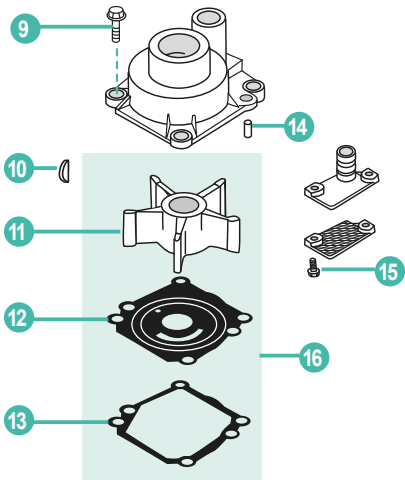




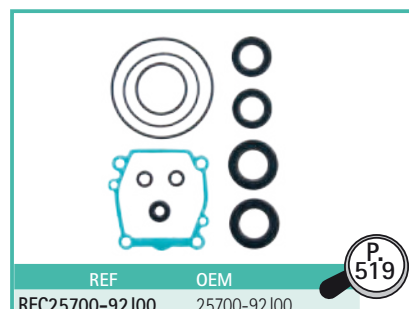
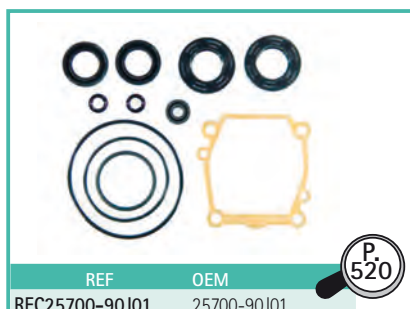
	REF	OEM				
1	REC09248-10008	09248-10008	TORNILLO 10x7,5	SCREW 10x7,5	VITE 10x7,5	VIS 10x7,5
2	REC09168-10022	09168-10022	ARANDELA TAPÓN	CAP, O-RING	RONDELLA TAPPO	JOINT DE VIDANGE
3	CM55321-90J01	55321-90J01	ÁNODO	ANODE	ANODO	ANODE
4	PAGB/T889.1-M4	09140-04007	TUERCA HEXAGONAL M4	NUT HEXAGON M4	DADO ESAGONALE M4	ECROU HEXAGONAL M4
5	PAGB/T818-M4X30	09125-04023	TORNILLO M4x30	SCREW PAN HEAD M4x30	VITE TESTA M4x30	VIS M4x30
6	TEN01215	55125-90J01	ÁNODO	ANODE	ANODO	ANODE
7	REC57630-94500	57630-94500	KIT CIERRE HELICE	PROP NUT KIT	KIT CHIUSURA ELICA	KIT ECROU D'HELICE
8	REC91490-40030	09204-03003	PIN BLOQUEADOR	COTTER PIN	COPPIGLIA	GOUPILLE
9	REC90171-18M04	09141-18005	TUERCA	NUT	DADO	ÉCROU
10	REC17472-87E10	17472-87E10	JUNTA BOMBA AGUA	WATER PUMP GASKET	GUARZIONE POMPA ACQUA	JOINT DE POMPE À EAU
11	REC17471-92J00	17471-87E01	PLACA BOMBA DE AGUA	PATE, WATER PUMP	PLACCA POMPA ACQUA	PLAQUE DE POMPE A EAU
12	REC17400-87E04	17400-87E03	KIT REPARACION BOMBA AGUA	WATER PUMP KIT	KIT RIPARAZIONE POMPA ACQUA	KIT TURBINE
13	REC17461-87E12	17461-87E12	IMPULSOR	IMPELLER	GIRANTE	TURBINE
14	REC17413-99E11	17413-99E10	CASQUILLO INOX	INSERT CUP	GHIERA INOX	INSERT INOX POMPE A EAU
15	PAGB/T5783-M6X16	09116-06225	TORNILLO HEXAGONAL M6x16	BOLT HEXAGON M6x16	BULLONE ESAGONALE M6x16	BOULON HEXAGONAL M6x16



REF	OEM					
1	PAF8-00000003	29116-93J10	TORNILLO M8x35	BOLT M8x35	BULLONE M8x35	BOULON M8x35
2	REC17416-99E10	17416-99E10	JUNTA TORICA	O-RING	O-RING	JOINT TORIQUE
3	REC17413-99E11	17413-99E10	CASQUILLO INOX	INSERT CUP	GHIERA INOX	INSERT INOX POMPE A EAU
4	REC17461-87E12	17461-87E12	IMPULSOR	IMPELLER	GIRANTE	TURBINE
5	REC17400-87L01	17400-87L01	KIT BOMBA DE AGUA	WATER PUMP KIT	KIT POMPA ACQUA	KIT POMPE A EAU
6	REC17472-87L00	17472-87L00	JUNTA BOMBA AGUA	WATER PUMP GASKET	GUARZIONE POMPA ACQUA	JOINT DE POMPE À EAU
7	CM55321-87J00	55321-87J00	ÁNODO	ANODE	ANODO	ANODE
8	REC09248-10008	09248-10008	TORNILLO 10x7,5	SCREW 10x7,5	VITE 10x7,5	VIS 10x7,5
9	REC09168-10034	09168-10034	JUNTA	GASKET	GUARNIZIONE	JOINT DE VIDANGE
10	TEN01215	55125-90J01	ÁNODO	ANODE	ANODO	ANODE
11	REC90171-18M04	09141-18005	TUERCA	NUT	DADO	ECROU D'HELICE
12	REC91490-40030	09204-03003	PIN BLOQUEADOR	COTTER PIN	COPPIGLIA	GOUPILLE

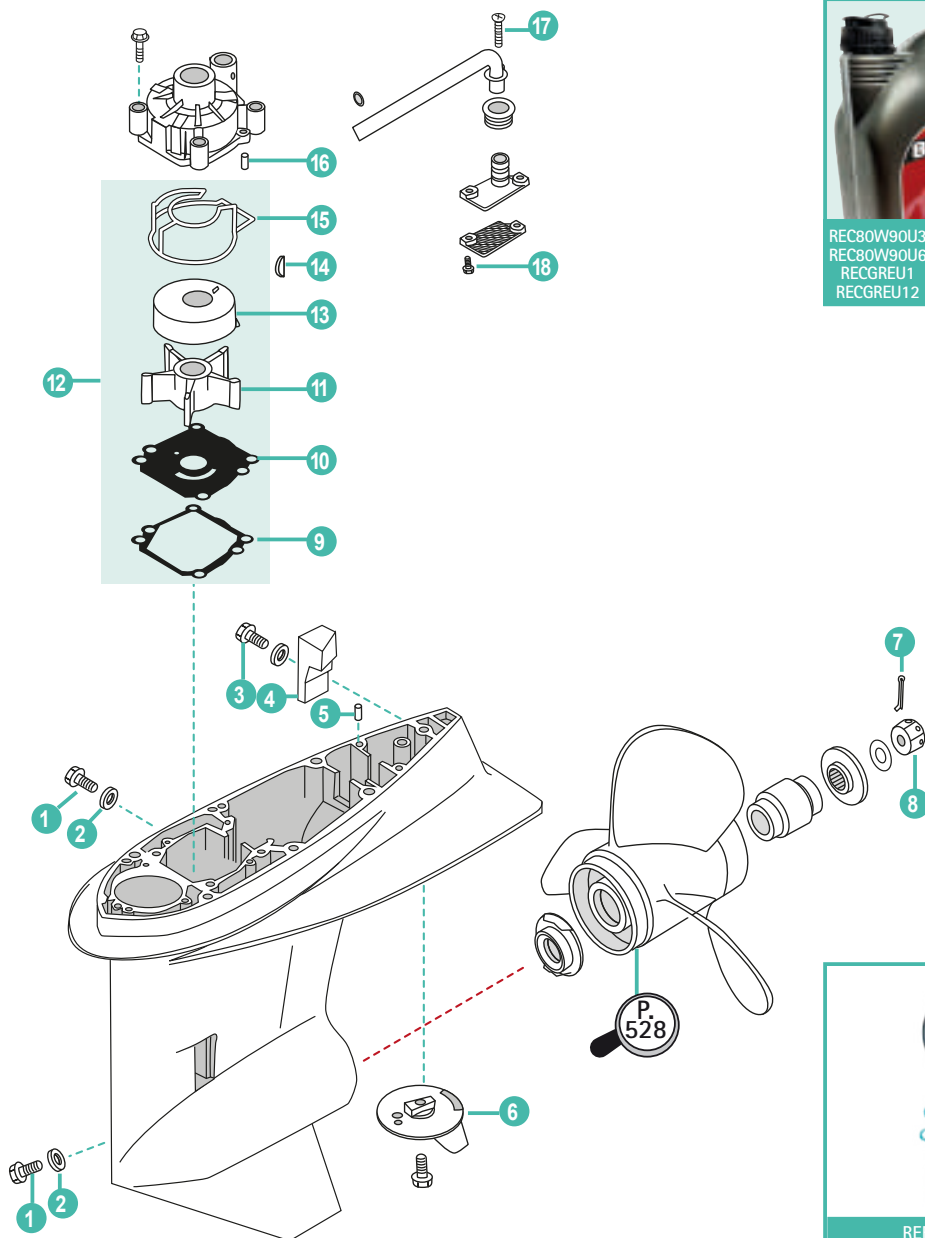


	REF	OEM				
1	PAGB/T5783-M6X12	09100-06130	TORNILLO M6x12	BOLT M6x12	BULLONE M6x12	BOULON M6x12
2	CM55321-90J01	55321-90J01	ÁNODO	ANODE	ANODO	ANODE
3	PAF25-00000014	09202-08006	PIN CENTRADOR F8x12	PIN, DOWEL F8x12	PIN, CENTRAGGIO F8x12	GOUPILLE FENDUE 8x12
4	REC09168-10022	09168-10022	TORNILLO 10x7,5	SCREW 10x7,5	VITE 10x7,5	VIS M10x7,5
5	REC09248-10008	09248-10008	ARANDELA TAPÓN	CAP, O-RING	RONDELLA TAPPO	JOINT DE VIDANGE
6	TEN01215	55125-90J01	ÁNODO	ANODE	ANODO	ANODE
7	REC90171-18M04	09141-18005	TUERCA	NUT	DADO	ÉCROU
8	REC91490-40030	08204-03003	PIN BLOQUEADOR	COTTER PIN	COPPIGLIA	GOUPILLE
			MODELOS ANTIGUOS	OLDER MODELS	MODELLI VECCHIO	ANCIENS MODELES
9	PAGB/T5783-M8X25	09117-08057	PERNO M8X25	BOLT M8X25	BULLONE M8	BOULON M8X25
10	REC09420-05009	09420-05009	CHAVETA	KEY	CHIAVETTA	CLAVETTE
11	REC17461-90J01	17461-90J01	IMPULSOR	IMPELLER	GIRANTE	TURBINE
12	REC17471-92J00	17471-92J00	TAPA DEL IMPULSOR	OUTER PLATE CARTRIDGE	COPERCHIO GIRANTE	PLAQUE DE POMPE À EAU
13	REC17472-87E10	17472-87E10	JUNTA BOMBA AGUA	WATER PUMP GASKET	GUARZIONE POMPA ACQUA	JOINT DE POMPE À EAU
14	REC93606-12019	09202-06031	PIN F6X12	PIN F6X12	SPINOTTO F6X12	LEVIER F6X12
15	PAGB/T8.8-2000	09125-05046	TORNILLO M5X12	SCREW, PAN HEAD M5X12	VITE M5X12	VIS M5X12
16	REC17400-90J20	17400-90J20	KIT BOMBA DE AGUA	WATER PUMP KIT	KIT POMPA ACQUA	KIT POMPE A EAU
			MODELOS MODERNOS	NEWER MODELS	MODELLI MODERNI	MODELES RECENTS
17	REC17400-92J21	17400-92J21	KIT BOMBA DE AGUA	WATER PUMP KIT	KIT POMPA ACQUA	KIT POMPE A EAU
18	REC17416-92J10	17416-92J10	TÓRICA BOMBA DE AGUA	WATER PUMP, SEAL	FASCIA TONDA	JOINT TORIQUE
19	REC17417-92J00	17417-92J00	JUNTA TORICA	O-RING	O-RING	JOINT TORIQUE
20	REC17413-92J01	17416-92J01	CASQUILLO INOX	INSERT CUP	GHIERA INOX	INSERT INOX POMPE A EAU
21	REC17416-92J00	17416-92J00	JUNTA TORICA	O-RING	O-RING	JOINT TORIQUE
22	REC17471-92J00	17471-92J00	TAPA DEL IMPULSOR	OUTER PLATE CARTRIDGE	COPERCHIO GIRANTE	PLAQUE DE POMPE À EAU



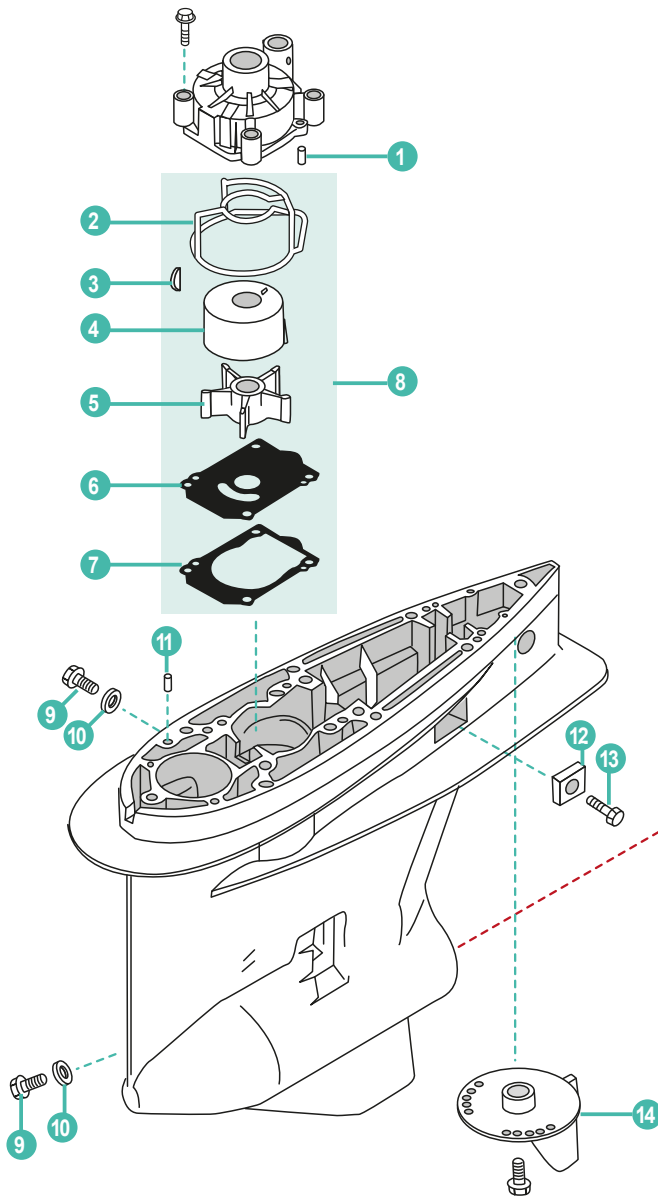
4T DF100A, DF115A, DF140A

STROKES



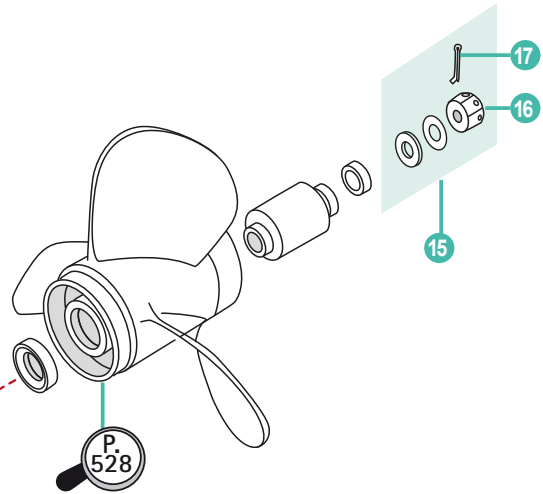
REF	OEM
REC25700-92J00	25700-92J00

	REF	OEM				
1	REC09248-10008	09248-10008	TORNILLO 10x7,5	SCREW 10x7,5	VITE 10x7,5	VIS 10x7,5
2	REC09168-10022	09168-10022	ARANDELA TAPÓN	CAP, O-RING	RONDELLA TAPPO	JOINT DE VIDANGE
3	PAGB/T5783-M6X12	09100-06130	TORNILLO M6x12	BOLT M6x12	BULLONE M6x12	BOULON M6x12
4	CM55321-90J01	55321-90J01	ÁNODO	ANODE	ANODO	ANODE
5	PAF25-00000014	09202-08006	PIN CENTRADOR F8x12	PIN, DOWEL F8x12	PIN, CENTRAGGIO F8x12	GOUPILLE FENDUE 8x12
6	TEN01215	55125-90J01	ÁNODO	ANODE	ANODO	ANODE
7	REC91490-40030	09240-03003	PIN BLOQUEADOR	COTTER PIN	COPPIGLIA	GOUPILLE
8	REC90171-18M04	09141-18005	TUERCA	NUT	DADO	ÉCROU
9	REC17472-87E10	17472-87E10	JUNTA BOMBA AGUA	WATER PUMP GASKET	GUARZIONE POMPA ACQUA	JOINT DE POMPE À EAU
10	REC17471-92J00	17471-92J00	TAPA DEL IMPULSOR	OUTER PLATE CARTRIDGE	COPERCHIO GIRANTE	PLAQUE DE POMPE À EAU
11	REC17461-90J01	17461-90J01	IMPULSOR	IMPELLER	GIRANTE	TURBINE
12	REC17400-92J21	17400-92J21	KIT BOMBA DE AGUA	WATER PUMP KIT	KIT POMPA ACQUA	KIT POMPE A EAU
13	REC17413-92J01	17413-92J01	CASQUILLO INOX	INSERT CUP	GHIERA INOX	INSERT INOX POMPE A EAU
14	REC09420-05009	09420-05009	CHAVETA	KEY	CHIAVETTA	CLAVETTE
15	REC17416-92J10	17416-92J10	TÓRICA BOMBA DE AGUA	WATER PUMP, SEAL	FASCIA TONDA	JOINT TORIQUE
16	REC93606-12019	09202-06031	PIN F6x12	PIN F6x12	SPINOTTO F6X12	LEVIER F6X12
17	PAGB/T818-M6X10	09125-06063	TORNILLO M6x10	BOLT M6x10	BULLONE M6x10	BOULON M6x10
18	PAGB/T8.8-2000	09125-05046	TORNILLO M5X12	SCREW, PAN HEAD M5X12	VITE M5X12	VIS M5X12




REC80W90U3
REC80W90U6
RECGREU1
RECGREU12

P.43



P.528



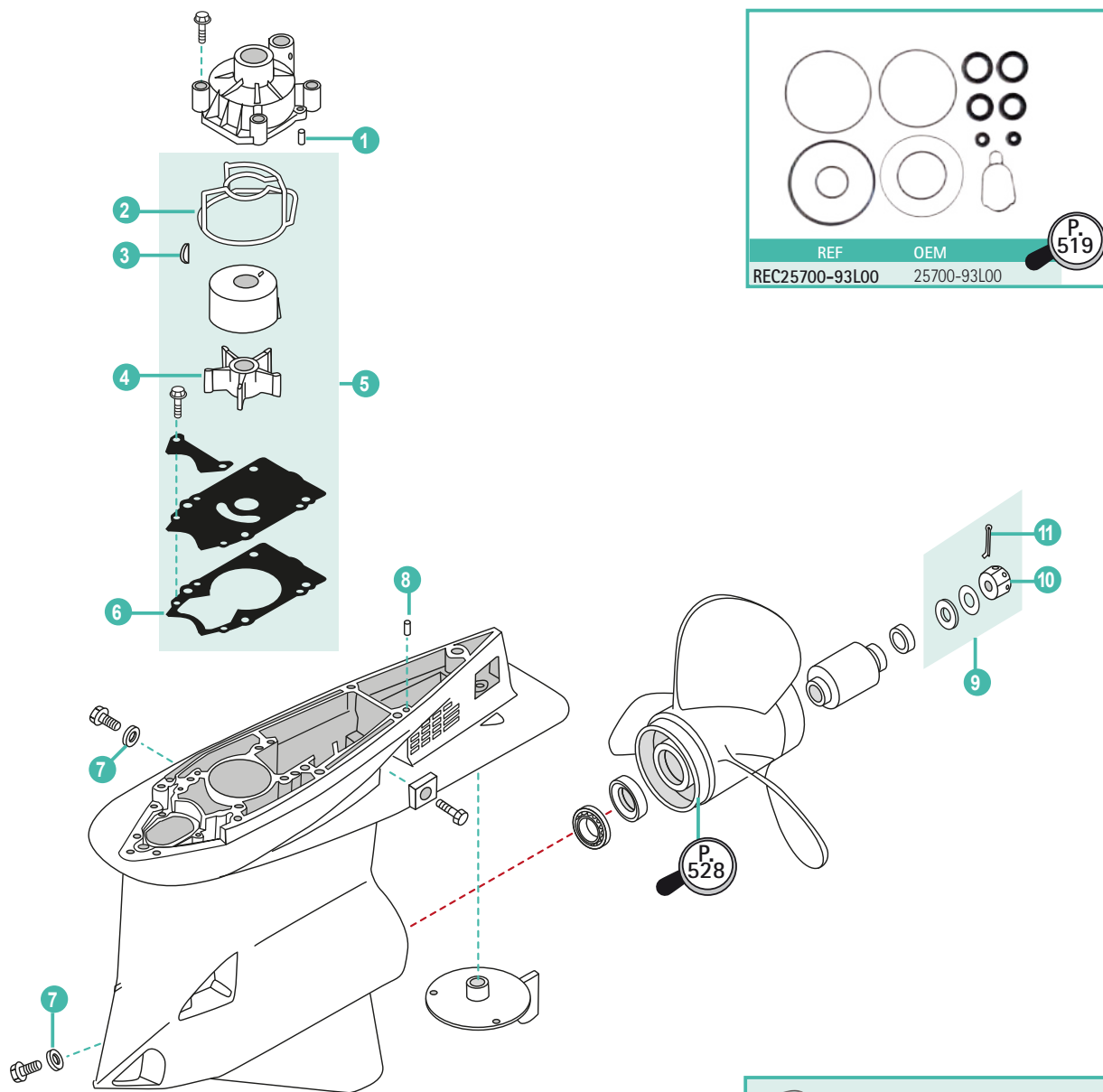
REF	OEM
REC25700-93J00	25700-93J00

P.519

	REF	OEM				
1	REC93606-12019	09202-06031	PIN F6X12	PIN F6X12	SPINOTTO F6X12	LEVIER F6X12
2	REC17416-96J00	17416-96J00	JUNTA TORICA	O-RING	O-RING	JOINT TORIQUE
3	REC09420-05009	09420-05009	CHAVETA	KEY	CHIAVETTA	CLAVETTE
4	REC17413-96J01	17413-96J01	CASQUILLO INOX	SLEEVE WATER PUMP	CAPPUCCIO	INSERT DE POMPE À EAU
5	REC17461-90J01	17461-90J01	IMPULSOR	IMPELLER	GIRANTE	TURBINE
6	REC17471-92J02	17471-93J02	TAPA DEL IMPULSOR	IMPELLER PLATE	COPERCHIO GIRANTE	PLAQUE DE POMPE À EAU
7	REC17472-93J00	17472-93J00	JUNTA	GASKET	GUARNIZIONE	JOINT
8	REC17400-96J03	17400-96J03	KIT BOMBA DE AGUA	WATER PUMP KIT	KIT POMPA ACQUA	KIT POMPE A EAU
9	REC55128-93J10	55128-93J10	TAPON DRENAJE COLA	WATER PLUG DRAIN	GUARNIZIONE DRENAGGIO	BOUCHON DE VIDANGE
10	REC09168-10034	09168-10034	JUNTA	GASKET	GUARNIZIONE	JOINT
11	PAF25-00000014	09202-08006	PIN CENTRADOR F8x12	PIN, DOWEL F8x12	PIN, CENTRAGGIO F8x12	GOUPILLE FENDUE 8x12
12	CM55320-95310	55320-95311	ÁNODO	ANODE	ANODO	ANODE
13	REC09116-06094	09116-06094	TORNILLO 6x15	SCREW 6x15	VITE 6x15	VIS M6x15
14	TEN01215	55125-98J00	ÁNODO	ANODE	ANODO	ANODE
15	REC57630-92E00	57630-92E00	KIT CIERRE HELICE	PROP NUT KIT	KIT CHIUSURA ELICA	KIT ECROU D'HELICE
16	REC90171-18M04	09141-18005	TUERCA	NUT	DADO	ÉCROU
17	REC91490-40030	09204-03003	PIN BLOQUEADOR	COTTER PIN	COPPIGLIA	GOUPILLE

4T DF250AP, DF350AP

STROKES



	REF	OEM				
1	REC93606-12019	09202-06031	PIN F6X12	PIN F6X12	SPINOTTO F6X12	LEVIER F6X12
2	REC17416-93J00	17416-93J00	TÓRICA BOMBA DE AGUA	WATER PUMP, SEAL	FASCIA TONDA	JOINT TORIQUE
3	REC09420-05009	09420-05009	CHAVETA	KEY	CHIAVETTA	CLAVETTE
4	REC17461-93J00	17461-93J00	IMPULSOR	IMPELLER	GIRANTE	TURBINE
5	REC17400-98J01	17400-98J01	KIT BOMBA DE AGUA	WATER PUMP KIT	KIT POMPA ACQUA	KIT POMPE A EAU
6	REC17472-98J00	17472-98J00	JUNTA BASE BOMBA	CASE PANEL GASKET	GUARNIZIONE BASE POMPA	JOINT DE BASE
7	REC09168-10034	09168-10034	JUNTA	GASKET	GUARNIZIONE	JOINT
8	PAF25-00000014	09202-08006	PIN CENTRADOR F8x12	PIN, DOWEL F8x12	PIN, CENTRAGGIO F8x12	GOUPILLE FENDUE 8x12
9	REC57630-92E00	57630-92E00	KIT CIERRE HELICE	PROP NUT KIT	KIT CHIUSURA ELICA	KIT ECROU D'HELICE
10	REC90171-18M04	90171-18M04	TUERCA	NUT	DADO	ÉCROU
11	REC91490-40030	09204-03003	PIN BLOQUEADOR	COTTER PIN	COPPIGLIA	GOUPILLE

COMPONENTES DE COLA

DRIVE COMPONENTS

COMPONENTI PIEDI PIECES D' EMBASES


KITS JUNTAS Y RETENES


SEALS KITS

KIT GUARNIZIONE E TENUTE


KITS JOINTS D'EMBASES


REF	OEM
REC25700-87E00	25700-87E00

 DF60, DF70 W-K9 (1998-09)
 DT90, DT100L-Y (1990-00)



new


REF	OEM
REC25700-87L00	25700-87L00

 DF70A, DF80A, DF90A (2009+)



new


REF	OEM
REC25700-93L00	25700-93L00

 DF250AP, DF300AP



new


REF	OEM
REC25700-92J00	25700-92J00

 DF100A, DF115A, DF140A (2013+)
 DF140 (2002-12)





REF	OEM
REC25700-95D01	25700-95D01 25700-95D00

 DF25, DF30Y-K6 (2000-06)
 DT25C, DT30C-K-Y (1989-00)





REF	OEM
REC25700-87D00	25700-87D00

 DT150, DT200,
 DT225W-K3 (1998-03)
 V6H-Y (1987-00)



REF	OEM
REC25700-88L00	25700-94400 25700-88400

 DF40, DF50X-K10 (1999-10)
 DF40A, DF50A, DF60A (2010+)





REF	OEM
REC25700-93J00	25700-93J00

 DF150, DF175T/Z (G) (2006-14)
 DF200, DF225, DF250 (2004+)
 DF200A (2015)





REF	OEM
REC25700-94700	25700-94700

 DT55, DT65J-X (1988-99)





REF	OEM
REC25700-99E00	25700-99E00

 DF40A, DF50A, DF60A (2014+)
 DF60, DF70W-K9 (1998-09)





REF	OEM
REC25700-95501	25700-95500

 DT75, DT85J-Y (1988-00)



REF	OEM
REC25700-95J00	25700-95J00

 DF20R, DF25, DF25R-V2 (2006-11)




REF	OEM
REC25700-98J00	25700-98J00


 DF300T/Z (2007-11)




REF	OEM
REC25700-94500	25700-94500




DT115, DT140G-Y (1986-00)






REF	OEM
REC25700-90J01	25700-90J01






DF90, DF100, DF115 K1-K11 (2001-11)
DF115WT, DF140WT-K3 (2003)



GUÍA KITS DE JUNTAS	GUIDE OF GASKETS KITS	GUIDA KIT GUARNIZIONE	GUIDE DES KITS JOINTS																	
 <table border="1"> <thead> <tr> <th>REF</th> </tr> </thead> <tbody> <tr> <td>DT25C DT30C</td> </tr> <tr> <td>DT55 DT65</td> </tr> <tr> <td>DT75 DT85</td> </tr> <tr> <td>DT115 DT140</td> </tr> <tr> <td>V6 2-STROKE 1989-03</td> </tr> <tr> <td>DF25 DF30</td> </tr> <tr> <td>DF25</td> </tr> </tbody> </table>	REF	DT25C DT30C	DT55 DT65	DT75 DT85	DT115 DT140	V6 2-STROKE 1989-03	DF25 DF30	DF25	 <table border="1"> <thead> <tr> <th>REF</th> </tr> </thead> <tbody> <tr> <td>DT40C DF40 DF50 DF40A DF50A DF60A</td> </tr> <tr> <td>DF60 DF70</td> </tr> <tr> <td>DF60 DF70</td> </tr> <tr> <td>DF70A DF80A DF90A</td> </tr> </tbody> </table>	REF	DT40C DF40 DF50 DF40A DF50A DF60A	DF60 DF70	DF60 DF70	DF70A DF80A DF90A	 <table border="1"> <thead> <tr> <th>REF</th> </tr> </thead> <tbody> <tr> <td>DF90 DF100 DF115 DF115A DF140</td> </tr> <tr> <td>DF150 DF175 DF200 DF225/ DF250</td> </tr> <tr> <td>DF250SS DF300</td> </tr> <tr> <td>DF250AP DF300AP</td> </tr> </tbody> </table>	REF	DF90 DF100 DF115 DF115A DF140	DF150 DF175 DF200 DF225/ DF250	DF250SS DF300	DF250AP DF300AP
REF																				
DT25C DT30C																				
DT55 DT65																				
DT75 DT85																				
DT115 DT140																				
V6 2-STROKE 1989-03																				
DF25 DF30																				
DF25																				
REF																				
DT40C DF40 DF50 DF40A DF50A DF60A																				
DF60 DF70																				
DF60 DF70																				
DF70A DF80A DF90A																				
REF																				
DF90 DF100 DF115 DF115A DF140																				
DF150 DF175 DF200 DF225/ DF250																				
DF250SS DF300																				
DF250AP DF300AP																				

FUELLES VARILLA DE CAMBIO	SHIFT, BELOW	MANICOTTO MARCE	SOUFFLET DU LEVIER DE CHANGEMENT DE VITESSE						
<table border="1"> <thead> <tr> <th>REF</th> <th>OEM</th> </tr> </thead> <tbody> <tr> <td>REC25222-93901</td> <td>25222-93901</td> </tr> </tbody> </table>  <p>DF4, DF5, DF6 (2002-12) DF9.9, DF15 (1996-12) DT7, DT5 (1988-01) DT9.9, DT15 (1986-04)</p> 	REF	OEM	REC25222-93901	25222-93901	<table border="1"> <thead> <tr> <th>REF</th> <th>OEM</th> </tr> </thead> <tbody> <tr> <td>REC25222-96300</td> <td>25222-96300</td> </tr> </tbody> </table>  <p>DF25, DF30 Y-K6 (2000-06) DT20, T25, DT30 (1986-02) DT40C-W G-X (1986-99)</p> 	REF	OEM	REC25222-96300	25222-96300
REF	OEM								
REC25222-93901	25222-93901								
REF	OEM								
REC25222-96300	25222-96300								

ARO TÓRICO VARILLA DE CAMBIO	SHIFT, O-RING	O-RING MARCE	JOINT TORIQUE DU LEVIER						
<table border="1"> <thead> <tr> <th>REF</th> <th>OEM</th> </tr> </thead> <tbody> <tr> <td>REC09280-08005</td> <td>09280-08005</td> </tr> </tbody> </table>  <p>DF20R, DF25RVZ (2006-13) DF25, DF30Y-K6 (2000-06) DF40, DF50X-K10 (1999-10) DF40A, DF50A, DF60A (2010+) DT20, DT25, DT30G-Y (1986-00) DT25, DT30 K1-K2 (2001-02) DT40C-W G-X (1986-99) DT55, DT60J-Z (1988-99) DT75, DT85J-Y (1988-00)</p> 	REF	OEM	REC09280-08005	09280-08005	<table border="1"> <thead> <tr> <th>REF</th> <th>OEM</th> </tr> </thead> <tbody> <tr> <td>REC09280-11005</td> <td>09280-11005 09280-11001</td> </tr> </tbody> </table>  <p>DF40, DF50X-K10 (1999-10) DF40A, DF50A, DF60A (2010+) DF70A, DF80A, DF90A (2009+) DF100B (2018+) DT40C-W G-X (1986-99) DT4W K1-K4 (2001-04) DT55, DT65J-X (1988-99) DT75, DT85J-Y (1988-00)</p> 	REF	OEM	REC09280-11005	09280-11005 09280-11001
REF	OEM								
REC09280-08005	09280-08005								
REF	OEM								
REC09280-11005	09280-11005 09280-11001								

TUERCA VARILLA DE CAMBIO	TURNBUCKE CLUTCH ROD	DADO ASTA CAMBIO	ECROU DU LEVIER DE CHANGEMENT DE VITESSE				
<table border="1"> <thead> <tr> <th>REF</th> <th>OEM</th> </tr> </thead> <tbody> <tr> <td>REC23311-95DL0</td> <td>23311-95DL0</td> </tr> </tbody> </table>  <p>DF25, DF30Y-K6 (2000-06) DF40, DF50X-K10 (1999-10) DF9.9, DF15T-K3 (1996-03) DF9.9, DF15 (R) (2004-11) DT9.9, DT40</p> 	REF	OEM	REC23311-95DL0	23311-95DL0			
REF	OEM						
REC23311-95DL0	23311-95DL0						


**TUBO DRENAJE
BOMBA DE AGUA**

DRAIN EATER TUBE

TUBO DRENAGGIO ACQUA

**TUBE DE VIDANGE DE
LA POMPE A EAU**

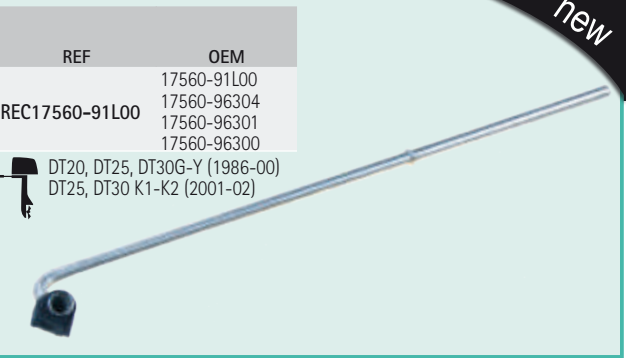
REF	OEM
REC17453-93901	17453-93900 17453-93901



new

DT15C (1989-97)
DT9.9, DT15 K1-K4 (2001-04)
DT9.9K, DT15K G-Y (1986-00)
DF15 (2012)
DF9.9, DF15T-K3 (1996-03)
DF9.9, DF15(R) (2004-11)


REF	OEM
REC17560-91L00	17560-91L00 17560-96304 17560-96301 17560-96300



new

DT20, DT25, DT30G-Y (1986-00)
DT25, DT30 K1-K2 (2001-02)

REF	OEM
REC17431-92L20	17431-92L20 17431-94441 17431-94440



new

DT40C-W G-X (1986-99)
DT40W K1-K4 (2001-04)


**TORNILLOS Y JUNTAS DE
DRENAJE**

**DRAIN, SCREW AND
GASKETS**

**VITI E GUARNIZIONE,
DRENAGGIO**


VIS ET JOINTS DE VIDANGE

REF	OEM
REC09248-10008	09248-10008 10 x 7.2 mm



new


REF	OEM
REC55128-93J10	55128-93J00 55128-93J10



new

DF70 --> DF300

REF	OEM
REC09168-10034	09168-10034



new

DF70 --> DF350

REF	OEM
REC59178-97J00	59178-97J00



new

DF2.5 --> DF30


DIÁBOLO

DIABOLO

DIABOLO

DIABOLO


REF	OEM
REC56120-93900	56120-93900-OEP 56120-93901-OED 56120-93900-002M 56120-90L00-OEP 56120-90L01-OEP 56120-90L02-OEP



new

DF9.9, DF15T-K3 (1996-03)
DF9.9, DF15(R) (2004-12)
DT9.9, DT15K1-K4 (1986-04)
DT15 (1989-97)

REF	OEM
REC56120-96332-OEP	56120-96332-OEP



new

DF20R, DF25, DF25RVZ (2006-11)
DF25, DF30Y-K6 (2000-06)
DT25, DT30K1-K2 (2001-02)

REF	OEM
REC56120-94321-OEP	56120-94321-OEP



new


DF40, DF50X-K10 (1999-10)
DF40A, DF50A, DF60A (2010-16)
DT40W-K1-K4 (2001-04)

ARO TÓRICO DEL DIÁBOLO DIABOLO, O-RING

O-RING DIABOLO

**JOINT TORIQUE DU
DIABOLO**


REF	OEM
REC09280-57002	09280-57002 3.5 x 65.2 mm



new

DF15 (2012)
DF8A, DF9.9A (AR) (2010+)
DF9.9, DF15T-K3 (1996-03)
DF9.9, DF15(R) (2004-11)
DF9.9B, DF15A, DF20A (2013+)
DT15C (1989-97)
DT9.9, DT15 K1-K4 (2001-04)
DT9.9K, DT15K-G (1986-00)

REF	OEM
REC09280-75001	09280-75001 3.3 x 75 mm



new

DF40, DF50X-K10 (1999-10)
DF40A, DF50A, DF60A (2010+)
DT40C-W G-X (1986-99)
DT40W K1-K4 (2001-04)

SELECTOR

CLUTCH DOGS

SELETTORE

CRABOT


SELECTOR

CLUTCH DOGS

SELETTORE

CRABOT


REF	OEM
57621-94400	
57621-94403	
REC57621-94403	57621-87J03
	57621-87J00
	57621-87J01
	57621-87J02



new

DT40C-W G-X (1986-99)
DT40W K1-K4 (2001-04)
DF40, DF50X-K10 (1999-10)
DF40A, DF50A, DF60A (2010+)

REF	OEM
57621-91L10	
REC57621-91L10	57621-96300
	57621-96310



new

DT20, DT25, DT30G-Y (1986-00)
DT25, DT30K1-K2 (2001-02)
DT25C, DT30C K-Y (1989-00)
DF25A, DF30A (2015)


MUELLE PARA SELECTOR

SPRING CLUTCH

MOLLA SELETTORE

RESSORT DE SELECTEUR


REF	OEM
REC09440-32008	09440-32008



new

DF9.9, DF15TK3 (1996-03)
DF9.9, DF15(R) (2004-11)
DF15 (2012)
DT15C (1989-97)
DT9.9, DT15 K1-K4 (2001-04)
DT9.9K, DT15K G-Y (1986-00)

REF	OEM
REC09440-08043	09440-08043



new

DF40, DF50X-K10 (1999-10)
DF40A, DF50A, DF60A (2010+)


REF	OEM
REC09440-40002	09440-40002
	REC57621-94403



new

DF40, DF50X-K10 (1999-10)
DF40A, DF50A, DF60A (2010+)
DT40C-W G-X (1986-99)
DT40W K1-K4 (2001-04)
DT55, DT60J-X (1988-99)

REF	OEM
REC09440-05027	09440-05027



new

DF9.9, DF15T-K3 (1996-03)
DF9.9, DF15(R) (2004-11)
DT15C (1989-97)
DT8, DT9.9C J-V (1988-97)
DT9.9, DT15 K1-K4 (2001-04)
DT9.9, DT15K G-Y (1986-00)


PIN

PIN

SPINOTTO

PIN

REF	OEM
57632-97L00	
REC57632-97L00	57632-98500
	57632-98501



new

DF15 (2012)
DF4, DF5, DF6 (2002-15)
DF8A, DF9.9A (AR) (2010+)
DF9.9, DF15T-K3 (1996-03)
DF9.9, DF15(R) (2004-11)
DT15C (1989-97)
DT4-J4, DT5Y (1988-00)
DT5, DT6, DT8G-Y (1986-00)
DF9.9B, DF15A, DF20A (2013+)

REF	OEM
REC09202-05022	09202-05022



new

DF40, DF50X-K10 (1999-10)
DF40A, DF50A, DF60A (2010+)
DT40C-W G-X (1986-99)
DT40W K1-K4 (2001-04)


PASADOR PARA SELECTOR

CLUTCH PIN

PIN SELETTORE

PIVOT


REF	OEM
REC57634-88L00	57634-88L00



new

DF40, DF50X-K10 (1999-10)
DF40A, DF50A, DF60A (2010+)

REF	OEM
REC09209-08016	09209-08016




new


DF20R, DF25, DF25RVZ (2006-13)
DF25, DF30Y-K6 (2000-06)
DF25A, DF30A (2015+)
DT20, DT25, DT30G-Y (1986-00)
DT25, DT30 K1-K2 (2001-02)
DT25C, DT30C K-Y (1989-00)

VARILLA PARA SELECTOR **ROD PUSH** **ASTA PRESSIONE** **TIGE DE POUSSEE**


REF	OEM
REC57631-93901	57631-93901




new

 DF15 82012)
 DF8A, DF9.9A 8AR) (2010+)
 DF9.9, DF15(R) (2004-11)
 DF9.9B, DF15A, DF20A (2013+)
 DT15C (1989-97)
 DT9.9, DT15 K1-K4 (2001-04)
 DT9.9K, DT15K G-Y (1986-00)


REF	OEM
REC57631-95303	57631-95303
	57631-94700
	57631-95302
	57631-95301




new

 DF40, DF50X-K10 (1999-10)
 DF40A, DF50A, DF60A (2010+)
 DT40C-W G-X (1986-99)
 DT40W K1-K4 (2001-04)
 DT55, DT65J-X (1988-99)

REF	OEM
REC57631-96301	57631-96301



new

 DF25, DF30Y-K6 (2000-06)
 DT20, DT25, DT30G-Y (1986-00)
 DT25, D30 K1-K2 (2001-02)
 DT25C, DT30C K-Y (1989-00)

EXTREMO PARA SELECTOR **ARM, CLUTCH** **HEBEL** **EMBOUT DE SELECTEUR**

REF	OEM
REC23211-94401	



 DT25C, DT30C-K-Y (1989-00)
 DT40C-W G-X (1986-99)
 DT40W-K1K4 (2001-04)

RODAMIENTOS **BEARING** **CUSCINETTO** **ROULEMENT**

BOMBA DE ACEITE **OIL PUMP** **POMPA OLIO** **DE POMPE À HUILE**

REF	OEM
REC08110-60020	08110-60020



new

 DF150 --> DF350

BOMBA DE AGUA **WATER PUMP** **POMPA ACQUA** **ROULEMENT DE POMPE À EAU**

REF	OEM
REC09263-25062	09263-25062



new

 DF40, DF40X-K10 (1999-10)
 DT40C-W G-X (1986-99)
 DT40W K1-K4 (2001-04)

REF	OEM
REC09263-25025	09263-25025
	09263-25048
	09263-25L02



new

CIRCLIP,
BOMBA DE AGUA

CLIP

CLIP

CLIPS

REF	OEM
REC09380-15001	09380-15001

 DF8A, DF9.9A (AR) (2010+)
 DF9.9B, DF15A, DF20A (2015+)
 DT9.9, DT15 (1989-04)



EJE TRANSMISIÓN
SUPERIORUPPER,
DRIVE SHAFTALBERO DI TRASMISSIONE
SUPERIORESUPERIEUR D'ARBRE DE
TRANSMISSION


REF	OEM
REC08110-60020	08110-60020

 DF8 --> DF20
 DT9.9, DT15



REF	OEM
REC09265-17002	09265-17002

 DT20R, DF25, DF25V2 (2006-13)
 DF25, DF30Y-K6 (2000-06)
 DF25A, DF30A (2015+)
 DT20, DT25, DF30G-Y (1986-00)
 DT25, DT30 K1-K2 (2001-02)
 DT25C, DT30C K-Y (1989-00)



EJE TRANSMISIÓN
INFERIORLOWER,
DRIVE SHAFTALBERO DI TRASMISSIONE
INFERIOREINFERIEUR D'ARBRE DE
TRANSMISSION

REF	OEM
REC09263-22L03	09263-22L03 09263-22039

 DF40A, DF50A, DF60A (2010-19)
 DF40, DF50X-K10 (1999-10)
 DT40C-W G-X (1986-99)
 DT40W K1-K4 (2001-04)





REF	OEM
REC09263-20046	09263-20046

 DF20R, DF25, RVZ (2006-13)
 DF25 (R) QVZ (2013)
 DF255, DF30Y K-6 (200-06)
 DF25A, DF30A (2015+)
 DT20, DT25, DT30G-Y (1986-00)
 DT25, DT30 K1-K2 (2001-02)
 DT25C, DT30K-Y (1989-00)



REF	OEM
REC09263-15019	09263-15019

 DF15 (2012) 01503F
 DF9.9, DF15T-K3 (1996-03)
 DF9.9, DF15(R) (2004-11)
 DT15C (1989-1997)
 DT5, DT6, DT8 G-Y (1986-00)
 DT6, DT8 Y-K2 (2000-02)
 DT9.9, DT15 K1-K4 (2001-04)
 DT9.9K, DT15K G-Y (1986-00)



DIÁBOLO

DIAVOLO

DIAVOLO

DE DIABOLO

REF	OEM
REC08110-60050	08110-60050

 DF8A, DF9A (2012+)
 DF9.9, DF15 (1996-2012)
 DF9.9B, DF15A, DF20A (2015+)
 DT9.9, DT15 (1986-04)



REF	OEM
REC08113-60060	08113-60060

 DF25A, DF30A (2015+)
 DF20R, DF25RVZ (2006-11)
 DF25, DF30Y-K6 (2000-06)
 DT20, DT25, DT30 (1986-02)



REF	OEM
REC09263-20047	09263-20047

 DF25A, DF30A (2015+)
 DF25, DF30Y-K6 (2000-06)
 DF25, DF25R, DF25QVZ (2013)
 DF20R, DF25, DF25RVZ (2006-11)
 DT20, DT25, DT30G-Y (1986-00)
 DT25, DT30 K1-K2 (2001-02)
 DT25C, DT30C K-Y (1989-00)



REF	OEM
REC09263-22020	09263-22020

 DF40A, DF50A, DF60A (2010+)
 DF40, DF50X-K10 (1999-10)
 DT40C-W G-X (1986-99)
 DT40W K1-K4 (2001-04)
 DT55, DT65 J-X (1988-99)



PIÑÓN DE ATAQUE

INITIATIVE GEAR

PIGNONE ATTACCO

PIGNON D'ATTAQUE

REF	OEM
REC09263-20L04	09263-20L04 09263-20024

 new


 DF8A /AR, DF9.9A/AR (2013-16)
DF9.9B, DF15A, DF20A (2013-16)


REF	OEM
REC57311-99J10	57311-99J10

 new

 DF8A, DF9.9A (AR) (2012+)
DF9.9B, DF15A, DF20A (2013+)

REF	OEM
REC57311-98600	57311-98601 57311-98600

 new


 DF4, DF5, DF6 (2002-11)
DT4-J4, DT5Y (1988-00)
DT4 K1 (2001)
DT5Y (1998-02)


REF	OEM
REC57311-94402	57311-94401 57311-94402

 new

 DT40 (1986-04)

REF	OEM
REC57311-96311	57311-96310 57311-96311 57311-96320 57311-91L00

 new

 DT20, DT25, DT30 (1986-06)
DF20, DF25 (RVZ) (2006-13)

REF	OEM
REC57311-93901	57311-93901

 new

 DT415C (1989-97)

REF	OEM
REC57311-93910	57311-93910 57311-90L00

 new

 DT9.9, DT15 (2001-04)
DF9.9, DF15 (1996-04)

PIÑÓN MARCHA AVANTE

POSITIVE GEAR

PIGNONE MARCIA AVANTI


PIGNON DE MARCHÉ AVANT


REF	OEM
REC57510-91J00	57510-91J00 57510-98600 57510-98610 57510-98611

 new

 DT4/J4, DT5Y (1988-00)
DT4 K1 (2001)
DT5Y (1998-02)
DF4, DF5, DF6 (2002+)

REF	OEM
REC57510-89J00	57510-89J00 57510-91L00

 new

 DT25, DT30 (2001-02)
DF25, DF30 (2000-06)
DF20R, DF25 (R) (VZ) (2006-13)

REF	OEM
REC57510-93902	57510-93902

 new

 DT15C (1989-97)

REF	OEM
REC57510-93910	57510-93910 57510-90L00

 new

 DT9.9, DT15 (2001-04)
DF9.9, DF15 (1996-11)

REF	OEM
REC57510-94402	57510-94402 57510-94401 57510-94400

 new

 DT40 (1986-04)

PIÑÓN MARCHA ATRÁS

REVERSE GEAR

REF	OEM
REC57521-91J00	
 DF4, DF5, DF6 (2002-15) DT4/J4, DT5Y (1988-00) DT4K1 (2001) DT5Y (1998-02)	





REF	OEM
REC57521-93902	57521-93902 57310-93850
 DT15C (1989-97)	





REF	OEM
REC57521-94400	57521-94400 57310-94401
 DT40 (1986-04)	



PIGNONE MARCIA
INDIETROPIGNON DE MARCHÉ
ARRIERE

REF	OEM
REC57521-89J00	57521-89J00
 DF25, DF30 82000-06) DF20R, DF25 (R,Q) (VZ) (2006-13)	



REF	OEM
REC57521-93910	57521-93910 57521-90L00
 DF9.9, DF15 (1996-11) DT9.9, DT15 (2001-04)	





REF	OEM
REC57521-96312	57521-96312 57521-96311
 DT20, DT25, DT30 (1986-02)	



ARANDELA / GRUESOS


WASHER / SHIM


REF	OEM
REC09160-26015	09160-26015 26.2 x 42 x 4.0 mm
 DF40, DF50X-K10 (1999-10) DT40C-W G-X (1986-99) DT40W K1-K4 (2001-04)	



REF	OEM
REC09160-20027	09160-20027
 DF9.9 (2004-10) DT15, DF15 (1983-15) DF20 (2011-15) DF8A/AR, DF9.9A/AR (2010+) DF9.9B, DF15A, DF20A (2013+)	





REF	OEM
REC09160-20041	09160-20041 T: 1.0
 DT9.9 (1983-87) DT15 (1983-97)	





RONDELLA / SPESSORE

RONDELLE / CALE

REF	OEM
REC09160-21009	09160-21009 21 x 35 x 2.75 mm
 DF8A, DF8AR, DF9.9A, DF9.9AR (2010+) DF9.9, DF15T-K3 (1996-03) DF15 (2012) DF9.9, DF15(R) (2004-11) DF9.9B, DF15A, DF20A (2013) DT9.9K, DT15G-Y (1986-00) DT15C (1989-97) DT9.9, DT15K1-K4 (2001-04)	



REF	OEM
REC09160-20042	09160-20042 T:1.1
REC09160-20043	09160-20043 T:1.2
REC09160-20044	09160-20044 T:0.7
 DF8A, DF8AR, DF9.9A, DF9.9AR (2010+) DF9.9, DF15T-K3 (1996-03) DF15 (2012) DF9.9, DF15(R) (2004-11) DF9.9B, DF15A, DF20A (2013) DT9.9K, DT15G-Y (1986-00) DT15C (1989-97) DT9.9, DT15K1-K4 (2001-04)	



SISTEMA DE PROPULSIÓN PROPULSION SYSTEM

SISTEMA DI PROPULSIONE SYSTEME DE PROPULSION

HÉLICES ALUMINIO E INOXIDABLE DE 3 Y 4 PALAS	3 & 4 BLADE ALUMINIUM & SS PROPELLERS	ELICHE ALLUMINIO E INOX DA 3 E 4 PALE	HELICE ALUMINIUM ET INOX 3 ET 4 PALES
CÓDIGO DE REFERENCIAS	PART NO. CODING SYSTEM	SISTEMA DI CODICE	CODAGE DES REFERENCES
1. Mercury, Mariner 2. Johnson, Evinrude 3. Yamaha 4. Suzuki 5. Tohatsu 6. 7. 8. Volvo Penta 9. Rubex System	0.5, 6, 8 and 9.8 HP Group 1. A Group 2. B Group 3. C Group 4. D Group 5. E Group 6. F Group 7. VP (Std. Hub) 8. VP (Long Hub)	1. AL 2. Saturn (INOX Stainless Steel) 3. New Saturn (INOX Stainless Steel) 4. Titan (INOX Stainless Steel) 5. HR Titan (INOX Stainless Steel) 6. Scorpion (INOX Stainless Steel) 7. Lexor (INOX Stainless Steel)	1. 3R Rubber Hub 2. 3L Rubber Hub 3. 4R Rubber Hub 4. 4L Rubber Hub

SOLAS

AMITA 3

SOLAS

Hélice de aluminio con núcleo de goma de gran resistencia.

Aluminum propeller with heavy duty rubber hub.

Eliche di alluminio con mozzi in gomma ad alta resistenza.

Hélice en aluminium avec moyeu en caoutchouc



AMITA 4

SOLAS

Hélices de aluminio con núcleo de goma de gran resistencia. Van muy suaves a poca velocidad y hace el barco muy manejable con la mar picada.

Aluminum propeller with heavy duty rubber hub. Smoother low speed makes the offshore boating activity much easier.

Eliche di alluminio con mozzo in gomma ad alta resistenza. Molto morbido a bassa velocità e rende la barca molto maneggevole con mare cattivo.

Hélice en aluminium avec moyeu en caoutchouc. Permet d'aller doucement à basse vitesse et rende le bateau très maniable lorsque la mer est agitée



LEXOR

SOLAS

Hélices de acero inoxidable. Gran diámetro del área de las palas para barcos pesados. Gran rendimiento en alta velocidad sin sacrificar las velocidades medias. Excelente ahorro de combustible.

Stainless steel propeller. Large diameter and blade area for big boat loads. Great high speed performance without sacrificing mid-range speeds. Excellent fuel economy.

Eliche di acciaio inox. Grande diametro delle pale per imbarcazioni pesanti. Grandi prestazioni ad alta velocità senza sacrificare velocità medie. Eccellente risparmio di carburante.

Hélice inox, grand diamètre pour bateaux lourds. Excellentes performances à grande vitesse sans sacrifier les vitesses moyennes. Excellente économie de carburant.



NEW SATURN


SOLAS

Hélices de acero inoxidable. Ofrece buena aceleración y rendimiento. Tamaño más pequeño que ofrece un diámetro extragrande.

Stainless steel propeller. Offers good acceleration & all-round performance. Smaller pitch sizes offered in extra large diameter with increased blade area.

Eliche di acciaio inox. Buona accelerazione. Piccole dimensioni che offre un più grande diametro.

Hélice inox, offrant de bonnes accélérations et performances. Taille de pas réduite pour les modèles de grands diamètres avec une surface de pale plus importante.



HR TITAN 3 PROP

SOLAS

Hélice de acero inoxidable. Alto rendimiento para cascos de alta velocidad. La inclinación de la hoja proporciona un excelente elevación de proa y aceleración. El diseño de copa grande aumenta la mordida y reduce el deslizamiento.

Stainless steel propeller. Performance prop for high speed planning hulls. High rake blade design provides excellent bow lift and acceleration. Heavy cup design increases bite and reduces slip.

Eliche in acciaio inox. Alte prestazioni per scafi ad alta velocità. Il passo della pala fornisce un'eccellente spinta e accelerazione. Il disegno aumenta le prestazioni.

Hélice en acier inoxydable. Hélice de performance pour les coques de planification à grande vitesse. La conception de la lame à haut râteau offre une excellente portance et accélération de l'arc. La conception lourde de la tasse augmente la morsure et réduit le glissement.




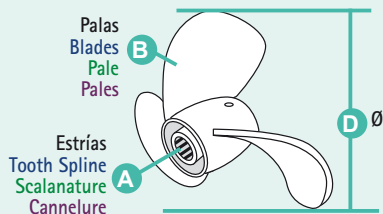
GUÍA DE HÉLICES
CON NÚCLEO INTEGRADO

PROPELLERS APPLICATION
WITH RUBBER HUB

GUIDA ELICHE
CON MOZZO

GUIDE DES HELICES ET
MOYEUX

 2T STROKES 4T STROKES R.O. OEM	A B D P R					AL		INOX STAINLESS STEEL				
	AMITA 3	AMITA 4	NEW SATURN	LEXOR	HR TITAN 3							
DF4												
DF5												
DF6 (2004+)	✓	58110-91JN0-019	10	3	8	7	R	SOL4011-079-07S				
DT9.9 (1983-97)		58100-89L00-019				7		SOL4111-093-07A				
DT15 (1983-97)		58100-90L41-019				8		SOL4111-093-08A				
DF8 (2010+)	✓	58100-89L20-019	10	3	9,25	9	R	SOL4111-093-09A				
DF9.9 (1996+)		58100-89L60-019				10		SOL4111-093-10A				
DF15 (1996+)		58100-89L70-019				11		SOL4111-093-11A				
DF20 (2013+)		58100-89L50-019				12		SOL4111-093-12A				
DT20		58100-96410-019			10 ^{1/4}	10		SOL4211-110-09				
DT25/C		58100-96420-019				11		SOL4211-105-11				
DT30/C		58100-96430-019				12		SOL4211-103-12				
DF25	✓	58100-96440-019	10	3		13	R	SOL4211-101-13				
DF30		58100-95D00-019				14		SOL4211-100-14				
Thru-Hub		58100-96460-019				15		SOL4211-100-15				
DT35		58100-94302-019			11 ^{1/2}	9		SOL4311-121-09				
DT40		58100-95212-019			11 ^{1/2}	10		SOL4311-120-10				
DT50		58100-95222-019			11 ^{1/2}	11		SOL4311-118-11				
DT55		58100-95393-019	13	3	11 ^{5/8}	12	R	SOL4311-116-12				
DT60	✓	58100-94313-019			11 ^{1/2}	13		SOL4311-116-13				
DT65		58100-95353-019			11 ^{3/8}	14		SOL4311-116-14				
DF40		58100-95363-019			11	15		SOL4311-110-15				
DF50						14		SOL4411-140-11				
DF60						13 ^{3/4}		SOL4411-138-13	SOL4413-133-13			
DF70		58100-94500-019			13 ^{1/2}	15	V1500	SOL4411-135-15	SOL4413-130-15	SOL4431-135-15		
DF75		58100-94512-019			13 ^{1/4}	17	V1700	SOL4411-133-17	SOL4413-128-17	SOL4431-133-17		
DT85		58100-94522-019			13	19	V1900	SOL4411-130-19	SOL4413-125-19	SOL4431-130-19		
DT90		58100-94532-019			13	21	V2100	SOL4411-130-21	SOL4413-125-21	SOL4431-130-21		
DT100		58100-95511-019			13 ^{1/4}	17	U1700			SOL2431-135-15		
DT115		58100-95521-019			13	19	U1900			SOL2431-133-17		
DT140	✓	58100-95530-019	13	3	13	21	R U2100			SOL2431-130-19		
DF60		58100-94554-019			13 ^{1/2}	15				SOL4431-135-15		
DF70 (1998-08)		58100-94581-019			13 ^{1/4}	17				SOL4431-133-17		
Thru-hub		58100-94561-019			13	19				SOL4431-130-19		
		58100-94571-019			13	21				SOL4431-130-21		
		99105-00100-16P			13 ^{1/4}	16				SOL4431-135-15		
		99105-00100-18P			13 ^{1/4}	18				SOL4431-133-17		
		99105-00100-20P			13 ^{1/4}	20				SOL4431-130-19		
		99105-00100-22P			13 ^{1/4}	22				SOL4431-130-21		
		58100-90J40-019			15	15	R		SOL3413-138-15			
		58100-90J00-019			14 ^{3/4}	17	R	SOL3411-139-17	SOL3413-138-17			SOL3451-139-17
		58100-90J10-019			14 ^{1/2}	19	R	SOL3411-139-19	SOL3413-138-19			SOL3451-139-19
		58100-90J20-019			14 ^{1/4}	21	R	SOL3411-139-21	SOL3413-138-21			SOL3451-139-21
DF70A		58100-90J22-019			14	23	R					SOL3451-139-23
DF80A		99105-00700-18P				18	R					SOL3451-139-17
DF90	✓	99105-0070L-18P	15	3		18	L					SOL3452-139-17
DF115		99105-00700-20P				20	R					SOL3451-139-19
DF140		99105-0070L-20P				2	L					SOL3452-139-19
Thru-hub		99105-0070L-20P				22	R					SOL3451-139-21
		99105-0070L-22P				22	L					SOL3452-139-21
		99105-0070L-24P				24	R					SOL3451-139-23



P Paso
Pitch
Passo
Pas

R Rotación L (izquierda) R (derecha)
Rotation L (left) R (Right)
Rotazione L (SX) R (DX)
Rotation L (gauche) R (droit)

	2T STROKES	4T STROKES	R.O. OEM	A B D P R					AL		INOX STAINLESS STEEL				
									AMITA 3	AMITA 4	NEW SATURN	LEXOR	HR TITAN 3		
DT150 DT175 DT200 DT225			58200-87D61-019			14 ^{1/2}	16	R			SOL4513-148-15			SOL4551-148-16	
			58200-87D62-019			14 ^{1/2}	16	L						SOL4552-148-16	
			58200-87D01-019			14 ^{1/2}	18	R			SOL4513-145-17			SOL4551-148-18	
			58200-87D02-019			14 ^{1/2}	18	L						SOL4552-148-18	
			58200-87D11-019	15	3	14 ^{1/2}	20	R			SOL4513-143-19			SOL4551-148-20	
			58200-87D12-019			14 ^{1/2}	20	L						SOL4552-148-20	
			58200-87D21-019			14 ^{1/2}	22	R			SOL4513-140-21			SOL4551-143-22	
			58200-87D22-019			14 ^{1/2}	22	L						SOL4552-143-22	
	Thru-hub			99105-00200-16P			15-14 ^{1/4}	15-16	R		SOL4511-150-15				SOL4551-148-16
				99105-0020L-16P			15-14 ^{1/4}	15-16	L		SOL4512-150-15				SOL4552-148-16
				99105-00200-18P			14.8-14 ^{1/4}	18	R		SOL4511-148-17				SOL4551-148-18
				99105-0020L-18P			14.8-14 ^{1/4}	18	L		SOL4512-148-17				SOL4552-148-18
				99105-00200-20P			14.5-14 ^{1/4}	20	R		SOL4511-145-19				SOL4551-148-20
				99105-0020L-20P	15	3	14.5-1 ^{1/4}	20	L		SOL4512-145-19				SOL4552-148-20
				99105-00200-22P			14.3-14 ^{1/4}	22	R		SOL4511-143-21				SOL4551-143-22
			99105-0020L-22P			14.3-14 ^{1/4}	22	L		SOL4512-143-21				SOL4552-143-22	
			99105-00200-24P			14.2-14 ^{1/4}	23-24	R		SOL4511-142-23				SOL4551-140-24	
			99105-0020L-24P			14.2-14 ^{1/4}	23-24	L		SOL4512-142-23				SOL4552-140-24	
DF150 DF175 DF200 DF225 DF250 DF300			99105-00200-16P			15.8	15	R		SOL4511-150-15					
						15.8	15	L		SOL4512-158-15					
			99105-00200-18P			15.5	17	R		SOL4511-155-17					
						15.5	17	L		SOL4512-155-17					
						15 ^{3/8}	18	R					SOL4571-154-18		
						15 ^{3/8}	18	L					SOL4572-154-18		
			99105-00200-20P			15.3	19	R		SOL4511-153-19					
				15	3	15.3	19	L		SOL4512-153-19					
						15 ^{1/8}	20	R					SOL4571-151-20		
						15 ^{1/8}	20	L					SOL4572-151-20		
			99105-00200-22P			15.3	21	R		SOL4511-153-21					
						15.3	21	L		SOL4512-153-21					
						14 ^{7/8}	22	R					SOL4571-149-22		
					14 ^{7/8}	22	L					SOL4572-149-22			
					14 ^{3/4}	23	R					SOL4571-148-23			
					14 ^{3/4}	23	L					SOL4572-148-23			

NÚCLEO INTERCAMBIABLE INTERCHANGEABLE HUB MOZZO INTERCAMBIABILE MOYEU INTERCHANGEABLE

	2T STROKES	4T STROKES	A	REF	
DT50, DT50M (1983-84)					
DT55 (1985-97)			13	SOLRBX-115	C
DT60 (1983-84)					
DT65 (1985-97)					
DF70A, DF80A, DF90A (2009+)	✓		15	SOLRBX-150	D
DF90, DF115 (2001+)	✓		15	SOLRBX-125	D
DF140 (2001+)	✓		15	SOLRBX-126	D
75-140 HP DF60, DF70 (1979+)			13	SOLRBX-110	D
DT150-225 HP (1986+)	✓	✓	15	SOLRBX-104	E
DF150-300 HP					



RUBEX

HÉLICES PARA NÚCLEO INTERCAMBIABLE

PROPELLERS FOR INTERCHANGEABLE HUB

ELICHE PER MOZZO INTERCAMBIABILE

HELICES AVEC MOYEU INTERCHANGEABLE

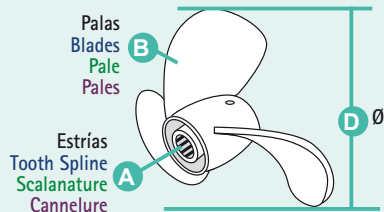
	B	D	P	R	AL
C 30-75 HP	3	12.1	9	R	SOL9311-121-09
		12	10	R	SOL9311-120-10
		11.6	11	R	SOL9311-116-11
		11.4	12	R	SOL9311-114-12
		11.1	13	R	SOL9311-111-13
		11.1	14	R	SOL9311-111-14
		11	15	R	SOL9311-110-15
D 40-140 HP	3	14	9	R	SOL9411-140-09
		14	11	R	SOL9411-140-11
		13.75	13	R	SOL9411-138-13
		13.50	15	R	SOL9411-135-15
		13.25	17	R	SOL9411-133-17
		13.2	19	R	SOL9411-132-19
		13.2	21	R	SOL9411-132-21
E 135-350 HP	3	15.5	11	R	SOL9511-155-11
		15.3	13	R	SOL9511-153-13
		16	13	R	SOL9511-160-13
		15	15	R	SOL9511-150-15
		15	15	L	SOL9511-150-15
		14.8	17	R	SOL9511-148-17
		14.8	17	L	SOL9511-148-17
		14.5	19	R	SOL9511-145-19
		14.5	19	L	SOL9511-145-19
		14.3	21	R	SOL9511-143-21
		14.3	21	L	SOL9511-143-21

	B	D	P	R	INOX STAINLESS STEEL
C 30-75 HP	3	11 5/8	11	R	SOL9331-116-11
		11 3/8	12	R	SOL9331-114-12
		11 1/8	13	R	SOL9331-111-13
		11 1/8	14	R	SOL9331-111-14
		11	15	R	SOL9331-110-15
		13 3/4	13	R	SOL9431-138-13
		13 3/4	13	L	SOL9432-138-13
D 40-140 HP	3	13 1/2	15	R	SOL9431-135-15
		13 1/2	15	L	SOL9432-135-15
		13 1/4	17	R	SOL9431-133-17
		13 1/4	17	L	SOL9432-133-17
		13	19	R	SOL9431-130-19
		13	19	L	SOL9432-130-19
		13	21	R	SOL9431-130-21
E 90-140 HP	3	14 1/2	15	R	SOL9531-145-15
		14 1/2	15	L	SOL9532-145-15
		14 1/4	17	R	SOL9531-143-17
		14 1/4	17	L	SOL9532-143-17
		14	19	R	SOL9531-140-19
		14	19	L	SOL9532-140-19
		14	21	R	SOL9531-140-21
		14	21	L	SOL9532-140-21
		14	23	R	SOL9531-140-23
		14	23	L	SOL9532-140-23
		E 135-350 HP	3	15 3/4	15
15 3/4	15			L	SOL9572-158-15
15 1/2	17			R	SOL9571-155-17
15 1/2	17			L	SOL9572-155-17
15 1/4	19			R	SOL9571-153-19
15 1/4	19			L	SOL9572-153-19
15	21			R	SOL9571-150-21
15	21			L	SOL9572-150-21
14 3/4	23			R	SOL9571-148-23
14 3/4	23			L	SOL9572-148-23
14 1/2	25			R	SOL9571-145-25
14 1/2	25	L	SOL9572-145-25		

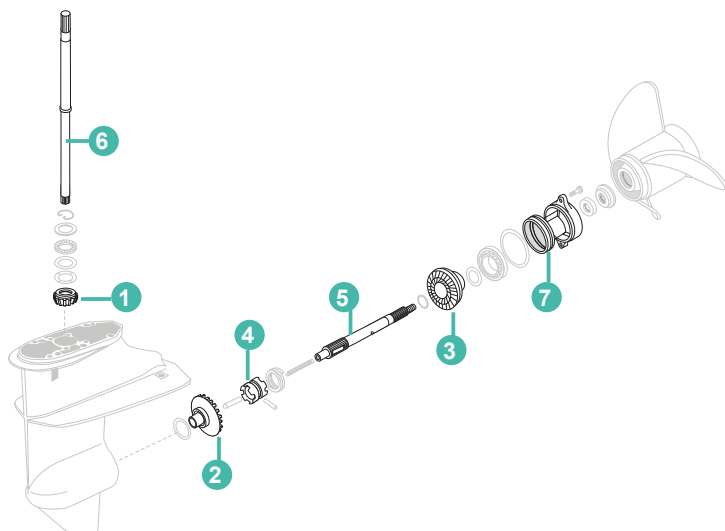
RUBEX



Núcleo intercambiable (no incluido).
Interchangeable hub (not included).
Mozzo intercambiable (non incluso).
Moyeu interchangeable (non inclus)



- P** Paso
Pitch
Passo
Pas
- R** Rotación L (izquierda) R (derecha)
Rotation L (left) R (Right)
Rotazione L (SX) R (DX)
Rotation L (gauche) R (droit)



GUÍA PIEZAS DE COLA		STERN DRIVE COMPONENTS APPLICATIONS			GUIDA RICAMBI PIEDE		GUIDE DES PIÈCES D'EMBASE		
		1	2	3	4	5	6 L	6 S	7
DT2	1986-00	REC57311-98400							
DT2.2 K1-K5	2001-05	REC57311-98400							
DT9.9K DT15K-G-Y	1986-00	REC57311-93901	REC57510-93902	REC57521-93902		REC57610-93901	REC57100-93902	REC57110-93912	REC56120-93900
DT9.9 DT15K1-K4	2001-04	REC57311-93910	REC57510-93910	REC57521-93910		REC57610-93901	REC57100-93902	REC57110-93912	REC56120-93900
DF9.9 DF15T-K3	1996-03	REC57311-93910	REC57510-93910	REC57521-93910		REC57610-93901	REC57100-93902	REC57110-93912	REC56120-93900
DF9.9 DF15R	2004-11	REC57311-93910	REC57510-93910	REC57521-93910		REC57610-93901	REC57100-93902	REC57110-93912	REC56120-93900
DT15C	1989-97	REC57311-93901	REC57510-93902	REC57521-93902		REC57610-93901			REC56120-93900
DF15	2012					REC57610-93901	REC57100-93902	REC57110-93912	
DT20 DT25 DT30G-Y	1986-00	REC57311-96311	REC57510-89J00	REC57521-96312					
DT25C DT30C-K-Y	1989-00	REC57311-96311	REC57510-89J00	REC57521-96312					
DT25 DT30K1-K2	2001-02	REC57311-96320	REC57510-89J00	REC57521-89J00					
DF25 DF30Y-K6	2000-06	REC57311-96320	REC57510-89J00	REC57521-89J00					
DT40C-W G-X	1986-99	REC57311-94402	REC57510-94402	REC57521-94400			REC57110-94441	REC57110-94411	
DT40W K1-K4	2001-04	REC57311-94402	REC57510-94402	REC57521-94400			REC57110-94441	REC57110-94411	
DF40 DF50X-K10	1999-10								REC57621-94403

KIT CIERRE DE HÉLICE		PROPELLER NUT KIT		KIT CHIUSURA ELICA		KIT ECROU D'HELICE	
REF	OEM			REF	OEM		
REC57630-96300	57630-96300			REC57630-94300	57630-94300 57630-94301		
DF20R, DF25, DF25R V2 (2006-11) DF25, DF30Y-K6 (2000-06) DT20, DT25, DT30G-Y (1986-00) DT25, DT30K1-K2 (2001-02) DT25C, DT30C-K-Y (1989-00)				DF40, DF50X-K10 (1999-10) DF40A, DF50A, DF60A (2010+) DT40C-W G-X (1986-99) DT40W K1-K4 (2001-04) DT55, DT65J-X (1988-99)			
REC57630-94500	57630-94550			REC57630-92E00	57630-92E00		
DF40A, DF50A, DF60A (2014) DF60, DF70W-K9 (1998-09) DT75, DT85J-Y (1988-00) DT90, DT100L-Y (1990-00) DT115, DT140G-Y (1986-00) DF60, DF70 V-STYLE				DF150, DF175Z-T(G) (2006-14) DF200, DF225, DF250 (2004+) DF200A (20015+) DF300A-T-Z (2007-12) DF150, DT200, DT225W-K3 (1998-03) V6 H-Y (1987-00)			


PASADOR DE HÉLICE

PROPELLER PIN


PIN ELICA

CLAVETTE D'HELICE

REF	OEM
REC9202-04002	09202-04002



new

 DF2.5 (2006-13)
 DF4, DF5, DF6 (2002-11)
 DT2, DT2.2 G-Y (1986-00)
 DT4/J4 (1988-00)
 DT5Y (1988-02)


PASADOR DE LA TUERCA DE HÉLICE

COTTER PIN


COPPIGLIA

GOUPILLE D'ECROU D'HELICE


REF	OEM
REC91490-40030	09204-03003




new

 2.5 --> 350 HP

REF	OEM
REC9204-02004	09204-02004



new

 8 --> 20HP

REF	OEM
PAGB/T91-1.6X12	09204-02001



new

 DF2.5
 DT2, DT2.2HP
 HÉLICE DE PLÁSTICO
 PLASTIC PROPELLER
 ELICA IN PLASTICA
 HELICE DE PLASTIQUE


TUERCA DE HÉLICE

PROPELLER NUT


DADO DI ELICA

ÉCROU D'HÉLICE

REF	OEM
REC09141-12005	09141-12005



new

 DF8A, DF9.9A (AR) (2010+)
 DF9.9, DF15T-K3 (1996-03)
 DF9.9, DF15(R) (2004-11)
 DF9.9B, DF15A, DF20A (2013+)
 DT15C (1989-97)
 DT9.9, DT15K1-K4 (2001-04)
 DT9.9K, DT15K G-Y (1986-00)

REF	OEM
REC90171-18M04	09141-18005



new

 40 --> 300 HP
 DT & DF

SEPARADOR DE HÉLICE

PROPELLER WASHER

DISTANZIALE ELICA

ENTRETOISE D'HELICE

REF	OEM
REC57632-94J00	57632-94J00



new

DF8A, DF9.9A (AR) (2010+)
 DF9.9, DF15(R) (2004-11)
 DF9.9B, DF15A, DF20A (2013+)

TRASERO | BACK | POSTERIORE | ARRIERE

REF	OEM
REC57633-93901	57633-93901 57633-93900



new

 DF8A, DF9.9A (AR) (2010+)
 DF9.9, DF15(R) (2004-11)
 DF9.9B, DF15A, DF20A (2013+)

DELANTERO | FRONT | ANTERIORE | AVANT

REF --> RO / OEM

REF	R.O. / OEM	
C		
CEF500312	17461-95201	469
CEF500319	17461-92D02	469
CEF500329	17461-93901	469
CEF500329	17461-93902	469
CEF500329	17461-93903	469-470
CEF500336	17461-98501	469
CEF500336	17461-98502	469
CEF500336	17461-98503	469-470
CEF500360	17461-95300	469
CEF500360	17461-95301	469
CEF500360	17461-95302	469
CEF500360	17461-95501	469
CEF500361	17461-94700	469
CEF500361	17461-94701	469
CEF500361	17461-95200	469
CEF500362G	17451-96301	469
CEF500362G	17461-96301	469
CEF500362G	17461-96310	469
CEF500362G	17461-96312	470
CEF500365	17461-87E10	470
CEF500365	17461-87E11	470
CEF500365	17461-87E12	469-470
CEF500367	17461-90J00	469
CEF500367	17461-90J01	469-470
CEF500367	17461-94510	469
CEF500393	17461-93J00	470
CEF500398	17461-93001	469
CEF500398	17461-93002	469
CEF500398	17461-93003	469
CEF500398	17461-93004	469
CEF500399	17461-96400	469
CM11130-94600	11130-94600	477-479
CM11130-94600A	11130-94600	477
CM41811-98500	41811-98500	476-501
CM5033167	41810-98500	439
CM55125-87D00	55125-87801	477
CM55125-87D00	55320-93900	477
CM55125-87D00A	55125-87801	477
CM55125-87D00A	55320-93900	477
CM55125-94400	55125-94400	511
CM55125-94502	55125-94502	477
CM55125-95301A	55125-95301	477
CM55125-95500	55125-87E01	477
CM55125-95500	55125-95500	509
CM55125-95500A	55125-87E01	477
CM55125-96310	55125-96310	477-505-507
CM55125-96310A	55125-96310	477
CM55300-95500	55300-95500	476-499-501-507-509-511
CM55300-95500A	55300-95500	476
CM55320-95310	55320-95310	476
CM55320-95310	55320-95311	517
CM55320-95310A	55320-95310	476
CM55320-98400	55320-98400	476
CM55320-98400A	55320-98400	476
CM55320-98600	55320-98600	477
CM55320-98600A	55320-98600	477
CM55321-87J00	55321-87J00	476-497-501-511
CM55321-87J00	55321-87J01	476-479-499-503
CM55321-87J00A	55321-87J00	476
CM55321-87J00A	55321-87J01	476
CM55321-87J00A	55321-87J01	439-440-441-477-512-515-516
CM55321-90J01	55321-90J01	516
CM55321-90J01A	55321-90J01	477
CM55321-93900	55320-93900	477
CM55321-93900	55321-93900	501
CM55321-93900A	55320-93900	477
CM55321-94900	55320-94900	476
CM55321-94900A	55320-94900	441
CMSZ4050KITA		477
CMSZ90140KITA		477
CHAL90C		456
CHAQL78C		456
CHAQL82C		456
CHAQL82YC		456
CHAQL86C		456
CHAQL87YC		456
CHARA8HC		456
CHARC9YC		456
CHARN9YC		456
G		
GS11290		461
GS11291		461
GS11292		461
GS11294		461
GS30435		447
GS31001		447
GS31002		447
GS31035	65750-98505	444
GS31036	65750-98505	444
GS31037	65740-99100	444
GS31038	65720-94411	444
GS31039	65720-94403	444
GS31064		444
GS31065		447
GS31066		447
GS31067		447
GS31068		443
GS31069		443

REF	R.O. / OEM	
GS31070	65740-95D00	444
GS31071	65750-95500	444
GS31072	65750-95500	444
GS31089	65750-89J11	444
GS31090	65770-95504	442
GS31092		444
GS31095	65770-93J12	442
GS31096		442
GS31097		442
GS31099		442
GS31155		447
GS31156		447
GS31157		447
GS31166		447
GS31183		442
GS31187		442
GS31189		442
GS35031		442
GS35032		442
L		
LENS3213		445
LENS3227	99105-20005	446
N		
NGKB6HS		456
NGKB6HS-10		456
NGKB7HS		456
NGKB7HS-10		456
NGKB8HS		456
NGKB8HS-10		456
NGKBKR6E	09482-00427	439-440-441-455
NGKBP5HS		456
NGKBP6HS		456
NGKBPR5HS		456
NGKBPR6ES	09482-00299	439-440-455
NGKBPR6HS		456
NGKBPR7HS-10		456
NGKBR4HS		456
NGKBR5HS		456
NGKBR6HS		456
NGKBR6HS-10		456
NGKBR7HS		456
NGKBR7HS-10		456
NGKBR8HCS-10		456
NGKBR8HIX		456
NGKBR8HS		456
NGKBR8HS-10	94702-00271	456
NGKCRPR6EA-9	09482-00104	439-440-455
NGKCR6E	09482-00528	439-455
NGKCR6HSA	09482-00406	439-455
NGKDCPR6E	09482-00446	440-455
NGKDKR6E	09482-00649	455
P		
PAF15-07080000	15410-94400	447
PAF15-13010010W	67256-95600	466
PAF25-00000014	09202-08006	515-516-517-518
PAF25-07000007W	67275-95600	466
PAF4-04000030		443
PAF4-04090000	15100-91J00	450
PAF4-04090000	15100-91J01	450
PAF4-04090000	15100-91J02	450
PAF4-05000010		443
PAF40-0701000EI		446
PAF8-00000003	29116-93J10	513
PAGB/T5283-M6X25	09116-06229	497
PAGB/T5783-M6X12	09100-06130	515-516-476-477-478-479-497
PAGB/T5783-M6X14	09103-06281	497-512
PAGB/T5783-M6X16	09116-06225	497-512
PAGB/T5783-M8X16	09117-08037	507
PAGB/T5783-M8X16	09117-08109	509-511
PAGB/T5783-M8X25	09117-08057	515
PAGB/T5783-M8X30	09116-08151	499-503
PAGB/T5783-M8X30	09117-08047	501-509
PAGB/T5783-M8X55	09116-08117	501
PAGB/T5787-1986	09116-08156	497
PAGB/T5787-M6X20	09116-06106	507
PAGB/T5787-M6X20	09116-06227	499-503
PAGB/T5787-M6X20	29116-93J00	501
PAGB/T5787-M6X30	09116-08122	505
PAGB/T6170-M6	29141-93J00	497-499-501-505-509-511
PAGB/T6184-2000	09141-06020	507
PAGB/T6184-2000	29141-93J00	503
PAGB/T8.8-2000	09125-05046	515-516
PAGB/T818-M4X30	09125-04023	512
PAGB/T818-M6X10	09125-06063	501-516
PAGB/T818-M6X14	09128-06221	479
PAGB/T820-M6X20	09126-06006	499-501
PAGB/T848-6	09160-06082	497-503-505
PAGB/T848-6	09162-06006	507
PAGB/T879.1-2.5X14	09202-02006	439
PAGB/T889.1-M4	09140-04007	512
PAGB/T896-6	57292-94300	466
PAGB/T91.1-1.6X12	09204-02001	439-532
PAGB/T93-6	29162-93J00	499-501-509-511
PAGB/T97.1-8		507
PAJASOF404-19-033	09280-33005	439
PH130-0006	31100-89J00	457
PH130-0006	31100-94400	457

REF	R.O. / OEM	
PH130-0006	31100-944002	457
PH130-0006	31100-94401	457
PH130-0006	31100-95D00	457
PH130-0006	31100-96310	457
PH130-0006	31100-96311	457
PH130-0007	31100-95240	457
PH130-0007	31100-95242	457
PH130-0007	31100-95243	457
PH130-0052	31100-87000	457
PH130-0052	31100-87D00	457
PH130-0052	31100-87D10	457
PH130-0052	31100-92E00	457
PH130-0053	31100-94500	457
PH130-0053	31100-94510	457
PH130-0053	31100-94511	457
PH130-0053	31100-94512	457
PH130-0053	31100-94600	457
PH130-0053	31100-94601	457
PH130-0053	31100-94610	457
PH130-0060	31100-95310	457
PH130-0060	31100-95312	457
PH130-0060	31100-95313	457
PH130-0060	31100-95521	457
PH130-0060	31100-95600	457
PH130-0060	31100-95601	457
PH130-0071	31100-90J00	457
PH130-0071	31100-90J01	457
PH130-0075	31100-94702	457
PH130-0077	31100-94J10	457
PH130-0077	31100-94J20	457
PH130-0077	31100-94J21	457
PH130-0077	31100-94J22	457
PH130-0077	31100-95J00	457
PH130-0077	31100-95J01	457
PH130-0078	31100-93J00	458
PH130-0078	31100-96J00	458
PH130-0078	31100-96J01	458
PH130-0078	31100-98L00	458
PH130-0078	31100-98L10	458
PH130-0079	31100-87500	458
PH130-0079	31100-87J00	458
PH130-0079	31100-87J10	458
PH130-0079	31100-87J11	458
PH200-T024	38100-87D10-OED	462
PH200-T024	38100-87D10-OIT	462
PH200-T024	38100-87D10-35J	462
PH200-T024	38100-87E20-OED	462
PH200-T024	38100-92E00-OED	462
PH200-T027	48500-95550-OED	461
PH200-T027	48500-95680-OED	461
PH200-T046	38100-87J11	462
PH200-T046	38100-87J20	462
PH200-WH01		461
PRE3300C08	99105-11002-008	467
PRE3300C09	99105-11002-009	467
PRE3300C10	99105-11002-010	467
PRE3300C11	99105-11002-011	467
PRE3300C12	99105-11002-012	467
PRE3300C13	99105-11002-013	467
PRE3300C14	99105-11002-014	467
PRE3300C15	99105-11002-015	467
PRE3300C16	99105-11002-016	467
PRE3300C17	99105-11002-017	467
PRE3300C18	99105-11002-018	467
PRE3300C19	99105-11002-019	467
PRE3300C20	99105-11002-020	467
PRE3300C21	99105-11002-021	467
PRE3300C22	99105-11002-022	467
PRE3300C23	99105-11002-023	467
PRE3300C24	99105-11002-024	467
PRE3300C25	99105-11002-025	467
PRE3300C26	99105-11002-026	467
PRE3300C27	99105-11002-027	467
PRE3300C28	99105-11002-028	467
PRE3300C29	99105-11002-029	467
PRE3300C30	99105-11002-030	467
R		
RAC23289-10		446
RAC23299-10		446
RAC320R-RAC-01		445
RAC320R-RAC-03		445
RAC490R-RAC-01	99105-20005-ASY	446
RACPF5510		445
RACRK22628	99105-20003	447
RACS3213		445
RACS3227	99105-20005	446
REC08110-60020	08110-60020	499-501-503-523-524
REC08110-60050	08110-60050	499-501-503-524
REC08113-60060	08113-60060	505-507-524
REC09116-06094	09116-06094	479-501-505-509-517
REC09116-06094	55321-93J00	479
REC09116-06121	09116-06121	479-505-507
REC09116-06121	09116-06229	499
REC09116-06121	55321-94900	479
REC09141-12005	09141-12005	503-532
REC09160-12066	09160-12066	503
REC09160-20027	09160-20027	499-503-526
REC09160-20041	09160-20041	501-503-526
REC09160-20042	09160-20042	499-501-503-526

REF	R.O. / OEM	
REC09160-20043	09160-20043	499-501-503-526
REC09160-20044	09160-20044	499-501-503-526
REC09160-20052	09160-20052	491
REC09160-21009	09160-21009	499-501-503-526
REC09160-26015	09160-26015	509-526
REC09160-27008	09160-27008	480-491
REC09168-10022	09168-10022	490-497-501-505-507-509-511-512-515-516-439-440-441
REC09168-10034	09168-10034	513-517-518-521-440-441
REC09168-12012	09168-12012	439-440-441-449
REC09168-12017	09168-12017	439-440-449
REC09181-24001	09181-24001	491
REC09202-04002	09202-04002	509-532
REC09202-05022	09202-05022	511-522
REC09204-02004	09204-02004	439-499-503-532
REC09209-08016	09209-08016	505-507-522
REC09248-10008	09248-10008	497-501-505-507-509-511-512-513-515-516-521
REC09262-25078	09262-25003	503
REC09262-25078	09262-25078	490
REC09262-30055	09262-30055	490
REC09262-35052	09262-35052	480
REC09263-14022	09263-14014	492
REC09263-14022	09263-14022	491
REC09263-15019	09263-15019	501-524
REC09263-18016	09263-14022	491
REC09263-20046	09263-20046	505-507-524
REC09263-20047	09263-20047	505-507-524
REC09263-20051	09263-20051	491
REC09263-20072	09263-20072	480-491-492
REC09263-20L04	09263-20024	525
REC09263-20L04	09263-20L04	499-501-503-525
REC09263-22020	09263-22020	509-511-524
REC09263-22L03	09263-22039	509-511-524
REC09263-22L03	09263-22L03	524
REC09263-24018	09263-24018	491
REC09263-25025	09263-25025	509-523
REC09263-25025	09263-25048	523
REC09263-25025	09263-25L02	523
REC09263-25062	09263-25062	509-523
REC09263-27005	09263-27005	480-491
REC09265-17002	09265-17002	505-507-524
REC09269-30012	09269-30012	480-490
REC09280-08005	09280-08005	520
REC09280-11005	09280-11001	520
REC09280-11005	09280-11005	520
REC09280-22019	09280-22019	439-440-441-476-478-479
REC09280-54001	09280-54001	449
REC09280-54001	09280-56001	449
REC09280-54001	09280-54001	439
REC09280-57002	09280-57002	499-501-503-521
REC09280-75001	09280-75001	505-509-511-521
REC09282-10008	09282-10008	488-497
REC09282-12008	09282-12008	488
REC09282-12010	09282-12010	489
REC09282-15008	09282-15008	489
REC09282-17005	09282-17005	489-509-511
REC09282-17009	09282-17009	489
REC09283-10003	09283-10003	489
REC09283-10009	09283-10009	489
REC09283-17002	09283-17002	488
REC09283-20018	09283-20018	488
REC09283-20045	09283-20045	489
REC09283-25035	09283-25035	489
REC09283-25075	09283-25075	489
REC09283-25076	09283-25075	489
REC09283-30062	09283-30062	480-489
REC09283-30064	09283-30064	489
REC09283-35043	09283-35043	480-489
REC09289-10005	09289-10005	489
REC09289-12002	09289-12002	489
REC09289-12003	09289-12003	490-501
REC09289-17004	09289-17004	489
REC09289-17006	09289-17006	489-501
REC09289-17006	09289-17L02	499-503
REC09289-20009	09289-20009	489-505-507
REC09289-22007	09289-22007	490-509-511
REC09289-30008	09289-30008	490
REC09380-15001	09380-15001	499-501-503-524
REC09381-20003	09381-20003	480
REC09401-11425	09401-11425	443
REC09401-11425	17822-90J00	443
REC09401-11425BULK	09401-11425	443
REC09401-11425BULK	17822-90J00	443
REC09420-03002	09420-03002	470-497
REC09420-03005	09420-03005	470-503
REC09420-03005	09420-03009	470-499

REF	R.O. / OEM	
REC09420-04006	09420-04006	470-505-507-509-511
REC09420-05009	09420-05006	470
REC09420-05009	09420-05009	470-515-516-517-518-440-441
REC09440-05027	09440-05027	501-522
REC09440-08043	09440-08043	511-522
REC09440-32008	09440-32008	501-522
REC09440-40002	09440-40002	509-511-522
REC10W30U3		450
REC10W30U6		450
REC10W40U3	990C0-01E30-GLN	450
REC10W40U3	990C0-10W40-1GL	450
REC10W40U3	990C0-10W40-GAL	450
REC10W40U3	990C0-10W40-GLN	450
REC10W40U6	990C0-01E30-GLN	450
REC10W40U6	990C0-10W40-1GL	450
REC10W40U6	990C0-10W40-GAL	450
REC10W40U6	990C0-10W40-GLN	450
REC1141-87D90	1141-87D61	487
REC1141-87D90	1141-87D90	487
REC1141-87D92	1141-87D32	487
REC1141-87E90	1141-87D90	487
REC1141-87E90	1141-87E20	487
REC1141-87J02	1141-87J00	483-484
REC1141-87J02	1141-87J01	483-484
REC1141-87J02	1141-87J02	481-483-484
REC1141-87L00	1141-87L00	482-483-484
REC1141-90J01	1141-90J00	483
REC1141-90J01	1141-90J01	484
REC1141-91J10	1141-91J01	483-484
REC1141-91J10	1141-91J02	483-484
REC1141-91J10	1141-91J10	483-484
REC1141-92J01	1141-92J00	483-484
REC1141-93960	1141-93950	487
REC1141-93E20	1141-93E20	483-484
REC1141-93J10	1141-93J03	483-484
REC1141-94450	1141-94440	487
REC1141-94450	1141-94450	487
REC1141-94506	1141-94506	487
REC1141-94506	1141-94620	487
REC1141-94720	1141-94701	487
REC1141-94720	1141-94720	487
REC1141-95505	1141-95505	487
REC1141-95505	1141-95621	487
REC1141-95D40	1141-95D40	487
REC1141-95J00	1141-95J00	483-484
REC1141-96303	1141-96344	487
REC1141-96344	1141-96344	487
REC1141-96344	1141-96344	487
REC1141-97J02	1141-97J01	483
REC1141-97J02	1141-97J10	483-484
REC1141-98J10	1141-98J10	487
REC1141-98401	1141-98401	487
REC1141-98401	1141-98411	487
REC1141-98J10	1141-98J01	483-484
REC1141-98J10	1142-98J00	484
REC1142-93J10	1142-93J03	483-484
REC1142-98J10	1142-98J00	483
REC1162-94410	1162-94410	488
REC1189-87J00	1189-87J00	481-486
REC1189-87L00	1189-87L00	482-486
REC11265-87E10	11265-87E00	479
REC11265-87E10	11265-87E10	479
REC11400-87804	11400-87800	484
REC11400-87804	11400-87801	484
REC11400-87804	11400-87802	484
REC11400-87804	11400-87803	484
REC11410-87851	11410-87850	481-484
REC11410-87851	11410-87851	484
REC11413-87J00	11413-87J00	482-484
REC11413-87J00	11413-87J00	481-486
REC11433-87J00	11433-87J00	481-486
REC11433-93912	11433-93901	488
REC11433-94412	11433-94401	488
REC11433-96330	11433-96302	488
REC11434-94411	11434-94411	495
REC11489-87J00	11489-87J00	481-493
REC11489-87L00	11489-87L00	482-493
REC11489-90J00	11489-90J00	493
REC11489-93E11	11489-93E10	493
REC11489-93J00	11489-93J00	493
REC11542-87L00	11542-87L00	482-493
REC11552-87L00	11552-87L00	485
REC12110-93130K	12110-93130	492
REC12110-94350K	12110-94350	492
REC12110-94400K	12110-94400K	480-492
REC12140-93121	12140-93121	492
REC12140-94400	12140-94400	480-492
REC12151-94400	12151-94400	480
REC12161-93902	12161-93902	491
REC12161-94400	12161-94400	480-491
REC12161-96300	12161-96300	491
REC12211-94410	12211-94410	480
REC12221-94412	12221-94412	480-490
REC12231-94413	12231-94413	480-490
REC12232-94412	12232-94412	480-490
REC12240-94432	12240-94432	480-490
REC12710-97J00	12710-97J00	483
REC12761-72F00	12761-72F00	492
REC12761-93E10	12761-93E10	492
REC12761-99J00	12761-99J00	492

REF	R.O. / OEM	
REC12778-93J00	12778-93J00	485
REC13119-93J00	13119-93J00	494
REC13122-95J00	13122-95J00	494
REC13147-98J00	13147-98J00	493
REC13200-91D21	13200-91D20	453
REC13200-91D21	13200-91D21	453
REC13200-91J70	13200-91J70	453
REC13250-95D01	13250-95D01	453
REC13421-87J00	13421-87J00	481-485
REC13421-98J00	13421-98J00	485
REC13650-52G00	13650-52G00	454
REC13650-56B00	13650-56B00	454
REC13910-87D00	13910-87D00	453
REC13910-89J01	13910-89J01	453
REC13910-94400	13910-94400	453
REC13910-94701	13910-94701	453
REC14141-93952-OEP	14141-93952-OEP	495
REC14151-87L00	11151-87L00	482
REC14151-87L00	14151-87L00	494
REC14151-93912	14151-93901	495
REC14151-93J00	14151-93J00	494
REC14151-94411	14151-94412	495
REC14151-96311	14151-96310	495
REC14152-93J00	14152-93J00	494
REC14212-91L00	14212-91L00	495
REC14212-91L00	14212-96310	495
REC14212-93J00	14212-93J00	494
REC14212-94413	14212-94412	495
REC15170-91J00	15170-91J00	451
REC15170-93911	15170-93920	451
REC15170-94320	15170-94320	451
REC15170-94J00	15170-94J01	451
REC15170-98110	15170-98110	451
REC15170-99E00	15170-99E00	451
REC15200-82J20	15200-92J00/02	451
REC15200-96J00	15200-96J00	450
REC15410-87J00	15410-87J10	448
REC15410-87J30	15410-87J30	440-447
REC15410-87L00	15410-87L00	439-440-441-447
REC15410-88L00	15410-88L00	440-448
REC15410-93J00	15410-93J00	448
REC15410-96J00	15410-96J00	441-447
REC15410-98500	15410-98500	439-448
REC15412-92J00	15412-92J00	441-448
REC15412-93J10	15412-93J10	441-448
REC15440-87L10	15440-87L10	448
REC15440-90J00	15440-90J00	448
REC15440-93J00	15440-93J00	448
REC15440-96J00	15440-96J00	448
REC15440-96J01	15440-96J01	448
REC15440-99E01	15440-99E01	449
REC15440-99E01	15440-99E01	449
REC15626-90J00	15626-90J00	451
REC15626-99E00	15626-99E00	451
REC15626-99E00	15643-99E00	451
REC15710-65D00	15710-65D00	451
REC15710-66D00	15710-66D00	452
REC15710-82K50	15710-82K50	453
REC15710-82M00	15710-82M00	452
REC15710-85K00	15710-85K00	452
REC15710-87J00	15710-87J00	452
REC15710-87L00	15710-87L00	452
REC15710-89L00	15710-89L00	451
REC15710-89L00	15710-89L00	452
REC15710-93J00	15710-93J00	453
REC15710-96J00	15710-96J00	453
REC15710-99E00	15710-99E00	452
REC16433-93J00	16433-93J00	485</

REF	R.O. / OEM	REF	R.O. / OEM	REF	R.O. / OEM
REC17400-87E04	17400-87E03	440-474-476-512	REC17450-93921	17450-93921	471-501
REC17400-87L01	17400-87L00	475	REC17450-93921	17450-93930	471
REC17400-87L01	17400-87L01	475-513	REC17452-93910	17452-93910	473-501
REC17400-87L01	17400-87L01	440-476	REC17453-93901	17453-93900	501-521
REC17400-88810	17400-88810	440	REC17453-93901	17453-93901	521
REC17400-88L00	17400-88L00	440-475-476-511	REC17461-87E12	17461-87E10	470
REC17400-88810	17400-88810	439	REC17461-87E12	17461-87E11	470
REC17400-89820	17400-89820	440	REC17461-87E12	17461-87E12	469-470-512-513
REC17400-90J20	17400-90J11	475	REC17461-90J01	17461-90J00	469
REC17400-90J20	17400-90J20	476-515	REC17461-90J01	17461-90J01	469-470-515-516-517
REC17400-91830	17400-91830	439	REC17461-90J01	17461-94510	469
REC17400-91860	17400-91860	439	REC17461-92D02	17461-92D02	469
REC17400-92821	17400-92821	441	REC17461-93004	17461-93001	469
REC17400-92840	17400-92840	440	REC17461-93004	17461-93002	469
REC17400-92850	17400-92850	441	REC17461-93004	17461-93003	469
REC17400-92D01	17400-92D01	474	REC17461-93004	17461-93004	469
REC17400-92D01	17400-92D11	474	REC17461-93903	17461-93901	469
REC17400-92D01	17400-92D01	476	REC17461-93903	17461-93902	469
REC17400-92J00	17400-92J200	475-476-440-441-475-476-515-516	REC17461-93903	17461-93903	469-470-501-503
REC17400-92J21	17400-92J21	441	REC17461-93903	17461-9390M	499
REC17400-93851	17400-93851	441	REC17461-93903	17461-93903	470
REC17400-93912	17400-93911	475	REC17461-93J00	17461-93J00	470-518
REC17400-93912	17400-93912	475	REC17461-94700	17461-94700	469
REC17400-93951	17400-93950	474-501	REC17461-94700	17461-94701	469
REC17400-93951	17400-93951	476-501	REC17461-94700	17461-95200	469
REC17400-93J01	17400-93J00	474	REC17461-94700	17461-95201	469
REC17400-93J01	17400-93J01	474	REC17461-95300	17461-95300	469
REC17400-93J01	17400-93J01	474	REC17461-95300	17461-95301	469
REC17400-93J01	17400-93J02	474	REC17461-95300	17461-95303	469
REC17400-93J01	17400-93J03	474	REC17461-95300	17461-95501	469
REC17400-93J01	17400-93J01	441-476	REC17461-95300	17461-95501	469
REC17400-94611	17400-94611	475-476	REC17461-96312	17461-96301	469
REC17400-94701	17400-94700	474	REC17461-96312	17461-96310	470
REC17400-94701	17400-94701	474	REC17461-96312	17461-96310	469
REC17400-94701	17400-94701	476	REC17461-96312	17461-96312	470-505-507-509-511
REC17400-94810	17400-94810	439	REC17461-97J00	17461-97J00	439-470
REC17400-94821	17400-94821	440	REC17461-98503	17461-98501	469
REC17400-94J00	17400-94J200	439-476	REC17461-98503	17461-98502	469
REC17400-94L00	17400-94L00	440-475-476	REC17461-98503	17461-98503	469-470
REC17400-95351	17400-95350	474	REC17461-98503	17461-985M0	470-497
REC17400-95351	17400-95351	474	REC17462-93990	17462-93990	470-501
REC17400-95351	17400-95550	474	REC17471-92J00	17471-87E00	471
REC17400-95351	17400-95351	476	REC17471-92J00	17471-87E01	471-512
REC17400-95870	17400-95870	439	REC17471-92J00	17471-92J00	471-515-516
REC17400-95J01	17400-95J01	476	REC17471-92J02	17471-93J00	471
REC17400-95J02	17400-95J02	439-476-505	REC17471-92J02	17471-93J02	471-517
REC17400-96403	17400-96350	474	REC17471-92J02	17471-93J02	471-517
REC17400-96403	17400-96351	474	REC17471-93902	17471-93902	471-501
REC17400-96403	17400-96352	474-507	REC17471-94401	17471-94401	471-507-509
REC17400-96403	17400-96353	509	REC17471-95J01	17471-95J01	471
REC17400-96403	17400-96403	440-474-476-509	REC17471-95J01	17471-95J01	471-505-511
REC17400-96821	17400-96821	441	REC17471-97J00	17471-97J00-00	439-471
REC17400-96J02	17400-96J02	441	REC17471-97JL0	17471-97JL0	439-471
REC17400-96J03	17400-96J00	475	REC17471-98601	17471-98600	471
REC17400-96J03	17400-96J01	475	REC17471-98601	17471-98601	471
REC17400-96J03	17400-96J02	475	REC17472-87E10	17472-87E00	472
REC17400-96J03	17400-96J03	441-475-476-517	REC17472-87E10	17472-87E10	472-512-515-516
REC17400-97810	17400-97810	439	REC17472-87L00	17472-87L00	472-482-513
REC17400-97820	17400-97821	439	REC17472-91J00	17472-91J00	473-497
REC17400-98551	17400-98551	474-476	REC17472-92D10	17472-92D10	473
REC17400-98652	17400-98652	474	REC17472-93911	17472-93911	473-501
REC17400-98652	17400-98661	474	REC17472-93J00	17472-93J00	473-517
REC17400-98652	17400-98652	476	REC17472-95310	17472-95310	473
REC17400-98661	17400-98661	474-497	REC17472-96303	17472-96301	472
REC17400-98661	17400-986L0	474	REC17472-96303	17472-96302	472
REC17400-98661	17400-986L1	474	REC17472-96303	17472-96303	472-481-505-507-509-511
REC17400-98661	17400-98661	439-476	REC17472-97J00	17472-97J00	439-472
REC17400-98861	17400-98861	441	REC17472-97JL0	17472-97JL0	439-472
REC17400-98J01	17400-98J00	474	REC17472-98503	17472-98503	473
REC17400-98J01	17400-98J01	474-518	REC17472-98611	17472-98611	473
REC17400-98J01	17400-98J02	441-474-476	REC17472-98J00	17472-98J00	472-518
REC17400-99840	17400-99840	439	REC17560-91L00	17560-91L00	521
REC17400-99870	17400-99870	440	REC17560-91L00	17560-96300	521
REC17400-99J01	17400-99J00	475	REC17560-91L00	17560-96301	521
REC17400-99J01	17400-99J01	439-475-476-499-503	REC17560-91L00	17560-96304	521
REC17411-93901	17410-93910	471	REC17616-87J00	17616-87J00	468-481-486
REC17411-93901	17411-93901	471-501	REC17670-90J10	17670-90J10	468
REC17411-94421	17410-94431	471	REC17670-90J10	17670-90J10	468
REC17411-94421	17411-94421	471-507-509	REC17670-90J20	17670-90J20	468
REC17413-92J01	17413-92J00	473	REC17670-91J01	17670-91J00	468
REC17413-92J01	17413-92J01	473-515-516	REC17670-91J01	17670-91J01	468
REC17413-95J00	17413-95J00	439-473-505-511	REC17670-93962	17670-93962	468
REC17413-96J01	17413-96J00	473	REC17670-94402	17670-94402	468
REC17413-96J01	17413-96J01	441-473-517	REC17670-94J01	17670-94J01	468
REC17413-99E11	17413-99E10	512-513	REC17670-94J01	17670-94J01	468
REC17413-99E11	17413-99E11	473	REC17685-87D10	17685-87D00	486-488
REC17416-92J00	17416-92J00	515	REC17685-87D10	17685-87D10	481-486-488
REC17416-92J10	17416-92J10	472-515-516	REC17693-95J00	17693-95J00	485
REC17416-93J00	17416-93J00	472-518	REC17913-93J00	17913-93J00	469
REC17416-95J00	17416-95J00	472-505-511	REC17914-93J00	17914-93J00	469
REC17416-96J00	17416-96J00	472-517	REC17914-93J00	17914-93JL0	469
REC17416-99E10	17416-99E10	472-513	REC18-6865	48600-94511-OED	462
REC17417-92J00	17417-92J00	472-515	REC18137-52D00	18137-52D00	452-454
REC17431-92L20	17431-92L20	521	REC18137-88L01	18137-88L01	452-454
REC17431-92L20	17431-94440	521	REC18137-88L01	18137-88L01	452-454
REC17431-92L20	17431-94441	521	REC18137-93J00	18137-93J00	452-454
REC17431-92L20	17431-94441	521	REC18590-58M00	18590-58M00	452-454
REC17450-93921	17450-93440	471	REC18590-68H00	18590-68H00	452-454
REC17450-93921	17450-93920	471	REC18590-72F21	18590-72F21	452-454
REC22-8M0001721		443			
REC23211-94401	23211-94401	523			
REC23311-95DL0	23311-95DL0	520			
REC24942		445			
REC24950		445			
REC24952		445			
REC25000		445			
REC25010		445			
REC25020		445			
REC25030		445			
REC25222-93901	25222-93901	520			
REC25222-96300	25222-96300	520			
REC25700-87D00	25700-87D00	519			
REC25700-87D00	25700-87D00	520			
REC25700-87E00	25700-87E00	519			
REC25700-87E00	25700-87E00	520			
REC25700-87L00	25700-87L00	513-519-520			
REC25700-88L00	25700-88400	519			
REC25700-88L00	25700-88L00	511			
REC25700-88L00	25700-94400	519			
REC25700-88L00	25700-88L00	509-520			
REC25700-90J01	25700-90J01	515-520			
REC25700-92J00	25700-92J00	515-516-519-520			
REC25700-93J00	25700-93J00	517-519-520			
REC25700-93L00	25700-93L00	518-519-520			
REC25700-94500	25700-94500	520			
REC25700-94700	25700-94700	519-520			
REC25700-95501	25700-95500	519-520			
REC25700-95D01	25700-95D00	519			
REC25700-95D01	25700-95D01	507-519-520			
REC25700-95J00	25700-95J00	505-519-520			
REC25700-98J00	25700-98J00	519-520			
REC25700-99E00	25700-99E00	512-519-520			
REC25W40U3		450			
REC2TU3		450			
REC2TU6		450			
REC31100-98L10	31100-98L10	458			
REC32140-93900	32140-93900	455		</	

REF	R.O. / OEM	
REC36120-ZY6-013	38100-90J40	462
REC36120-ZY6-013	38100-93J11	462
REC36120-ZY6-013	38100-93J13	462
REC36120-ZY9-003	38100-87L00	462
REC36120-ZY9-003	38100-87L01	462
REC36120-ZY9-003	38100-87L02	462
REC36120-ZY9-003	38100-87L03	462
REC36620-93J02	36620-93J02	466
REC36620-94J01	36620-94J01	466
REC37100-96J15	37100-96J14	465
REC37100-96J15	37100-96J15	465
REC37100-96J25	37100-96J20	465
REC37100-96J25	37100-96J21	465
REC37100-96J25	37100-96J22	465
REC37100-96J25	37100-96J23	465
REC37100-96J25	37100-96J24	465
REC37100-96J25	37100-96J25	465
REC37110-93J11	37110-93J10	458
REC37110-93J11	37110-93J11	458
REC37110-99E00	37110-99E00	458
REC37220-92E00	37220-92E00	465
REC37800-93954	37800-93953	460
REC37800-93954	37800-93954	460
REC37820-92E03	37820-92E00	460
REC37830-89E03	37830-89E02	460
REC37830-89E03	37830-95000	460
REC37830-95D04	37830-95D00	460
REC37830-95D04	37830-95D01	460
REC37830-95D04	37830-95D02	460
REC37830-95D04	37830-95D03	460
REC37830-95D04	37830-95D04	460
REC37850-90J06	37850-90J00	464
REC37850-90J06	37850-90J01	464
REC37850-90J06	37850-90J02	464
REC37850-90J06	37850-90J03	464
REC37850-90J06	37850-90J04	464
REC37850-90J06	37850-90J05	464
REC37850-90J06	37850-90J06	464
REC37850-93J10	37850-93J10	465
REC38100-87E10-OED	38100-87D00	461
REC38100-87E10-OED	38100-87D01-02M	461
REC38100-87E10-OED	38100-87D01-OED	461
REC38100-87E10-OED	38100-87D02H	461
REC38100-87E10-OED	38100-87D0IT	461
REC38100-87E10-OED	38100-87E10-OED	461
REC38100-87J00	37100-87J00-OEP	462
REC38100-87J00	38100-87JOEP	462
REC38100-87J00	38100-92J01	461
REC38100-87J00	38100-92J02	461
REC38100-87J00	38100-92J10	461
REC38100-87J00	38100-92J12	461
REC38100-87J00	38100-93J02	461
REC38100-87J00	38100-96J00	461
REC38100-87J00	38100-96J01	461
REC38100-97E00-OED	38100-97E00-OED	462
REC38100-99E01-OEP	38100-99E01-00	462
REC38100-99E01-OEP	38100-99E01-OED	462
REC38100-99E01-OEP	38100-99E01-OEP	462
REC38410-93J12	38410-93J12	463
REC38410-93J12	38410-93J11	463
REC38410-93J12	38410-93J10	463
REC38410-93J12	38410-93J00	463
REC38860-76F01	38860-76F01	460
REC40135		447
REC40145		447
REC40155		447
REC40165		447
REC40970		461
REC40990		461
REC43211-87JL0	43211-87JL0	466
REC43211-87JL0	43211-94401	466
REC43211-94401	43211-94401	466
REC43711-97E11	43711-97E00	466
REC43711-97E11	43711-97E11	466
REC48503-93J12	48503-93J10	462
REC48503-93J12	48503-93J12	462
REC48503-93J12	48503-94900-OED	462
REC48630-92J00	48630-92J00	463
REC48630-93J00	48630-93J00	463
REC48630-94900	48630-94900	463
REC48630-96J00	48630-96J00	463
REC48630-96J03	48630-96J01	463
REC48630-96J03	48630-96J02	463
REC48630-96J03	48630-96J03	463
REC48630-98L01	48630-98L00	463
REC48630-98L01	48630-98L01	463
REC51123-87L00	51123-87L00	482-486
REC51123-93J00	51123-93J00	485
REC51142-93J00	51142-93J00	485
REC51211-87J00	51211-87J00	481-484
REC51211-87L10	51211-87L00	482-484
REC51211-87L10	51211-87L10	482-484
REC51211-90J10	51211-90J00	484
REC51211-90J10	51211-90J01	484
REC51211-90J10	51211-90J02	484
REC51211-90J10	51211-90J10	484
REC51211-90J2	51211-90J21	484
REC51211-90J2	51211-90J22	484
REC51211-93J00	51211-93J00	484
REC52113-93910	52113-93910	495
REC52113-96330	52113-96304	495
REC52331-87L00	52331-87L00	482-494
REC55122-94400	55122-88L00	473-511

REF	R.O. / OEM	
REC55128-93J10	55128-93J00	521
REC55128-93J10	55128-93J10	517-521
REC55321-87J01AL		441
REC56120-93900	56120-90L00-OEP	521
REC56120-93900	56120-90L01-OEP	521
REC56120-93900	56120-90L02-OEP	521
REC56120-93900	56120-93900-002M	521
REC56120-93900	56120-93900-OEP	521
REC56120-93900	56120-93901-OED	521
REC56120-93900	56120-93901-OEP	501
REC56120-93900	56120-93901-OEP	531
REC56120-94321-OEP	56120-94321-OEP	509-511-521
REC56120-96332-OEP	56120-96332-OEP	505-507-521
REC56130-94413-OEP	56130-94411-OEP	472
REC56130-94413-OEP	56130-94413-OEP	472
REC56130-96331-OEP	56130-96320-OEP	472
REC56130-96331-OEP	56130-96331-OEP	472
REC57100-93902	57100-93902	501
REC57100-93902	57100-93902	531
REC57110-93912	57110-93912	531
REC57110-94411	57110-92L10	531
REC57110-94441	57110-94441	531
REC57311-93901	57311-93901	525
REC57311-93901	57311-93901	531
REC57311-93910	57311-90L00	525
REC57311-93910	57311-93910	501-525
REC57311-93910	57311-93910	531
REC57311-94402	57311-94401	525
REC57311-94402	57311-94402	525
REC57311-94402	57311-94402	531
REC57311-96311	57311-91L00	525
REC57311-96311	57311-96310	525
REC57311-96311	57311-96320	525
REC57311-96311	57311-91L00	531
REC57311-96320	57311-96320	505-507-531
REC57311-98400	57311-98400	531
REC57311-98600	57311-91J00	497
REC57311-98600	57311-98600	525
REC57311-98600	57311-98601	525
REC57311-99J10	57311-97J10	503
REC57311-99J10	57311-99J10	499-525
REC57510-89J00	57510-89J00	505-507-525
REC57510-89J00	57510-91L00	525-531
REC57510-91J00	57510-91J00	497-525
REC57510-91J00	57510-98600	525
REC57510-91J00	57510-98610	525
REC57510-91J00	57510-93902	525
REC57510-93902	57510-93902	531
REC57510-93910	57510-90L00	525
REC57510-93910	57510-93910	501-525
REC57510-93910	57510-93910	531-532
REC57510-94402	57510-94400	525
REC57510-94402	57510-94401	525
REC57510-94402	57510-94402	531
REC57510-99J10	57510-99J10	503
REC57521-89J00	57521-89J00	505-507-526-531
REC57521-91J00	57521-91J00	497-526
REC57521-93902	57310-93850	526
REC57521-93902	57521-93902	526
REC57521-93902	57521-93902	531
REC57521-93910	57521-90L00	526
REC57521-93910	57521-93910	501-526-531
REC57521-94400	57310-94401	526
REC57521-94400	57521-94400	526
REC57521-94400	57521-94400	531
REC57521-96312	57521-96311	526
REC57521-96312	57521-96312	526
REC57521-96312	57521-96312	531
REC57521-99J10	57521-99J10	503
REC57610-93901	57610-93901	501-531
REC57610-94402	57610-94402	509-511
REC57610-96311	57610-96311	505-507
REC57621-91L10	57621-91L10	522
REC57621-91L10	57621-96300	522
REC57621-91L10	57621-96310	522
REC57621-94403	57621-87J01	522
REC57621-94403	57621-87J02	522
REC57621-94403	57621-87J03	509-511-522
REC57621-94403	57621-94400	522
REC57621-94403	57621-94403	522
REC57621-94403	57621-94403	522-531
REC57630-92E00	57630-92E00	517-518-531
REC57630-94300	57630-94300	511-531
REC57630-94300	57630-94301	509-531
REC57630-94500	57630-94500	512-531
REC57630-96300	57630-96300	505-507-531
REC57631-93901	57631-93901	499-501-503-523
REC57631-95303	57631-94700	523
REC57631-95303	57631-95301	523
REC57631-95303	57631-95302	523
REC57631-95303	57631-95303	509-511-523
REC57631-96301	57631-96301	507-523
REC57632-94J00	57632-93902	501
REC57632-94J00	57632-94J00	499-503-532
REC57632-97L00	57632-97L00	503-522
REC57632-97L00	57632-98500	522
REC57632-97L00	57632-98501	497-522
REC57633-93901	57633-93900	532

REF	R.O. / OEM	
REC57633-93901	57633-93901	499-501-503-532
REC57634-88L00	57634-88L00	509-511-522
REC59178-97J00	59178-97J00	439-440-499-503-521
REC5W40U3		450
REC5W40U6		450
REC63610-89E01	63610-89E01-000	467
REC63610-91J20	63610-91J00	467
REC63610-91J20	63610-91J01	467
REC63610-91J20	63610-91J03	467
REC63610-91J20	63610-91J04	467
REC63610-91J20	63610-91J20	467
REC63610-93501	63610-93501-000	467
REC63610-94402	63610-94402-000	467
REC63610-96302	63610-96302-000	467
REC63610-96321-000	63610-96321-000	467
REC63P-13907-03	15200-90J00	450
REC63P-13907-03	15200-92J00	450
REC63P-13907-03	15200-93J01	450
REC63P-14984-00	15200-92J00	450
REC650-24351-51		443
REC65720-98520	65720-98500	443
REC65720-98520	65720-98501	443
REC65720-98520	65720-98502	443
REC65720-98520	65720-98520	443
REC65720-98520	65720-98521	443
REC65720-986L0	65720-986A0	443
REC65720-986L0	65720-986B0	443
REC65720-986L0	65720-986L0	443
REC65750-94404	65750-94404	443
REC65750-94404	65750-94403	443
REC65750-94404	65750-94404	443
REC65L-24563-00	15412-93J00	447
REC67200-88L00	67200-88L00	465
REC67200-88L00	67200-93J12	465
REC67200-88L00	67200-93J13	465
REC67200-88L10	67200-88L10	465
REC67200-88L10	67200-93J15	464
REC67200-93J51	67200-93J01	464
REC67200-93J51	67200-93J02	464
REC67200-93J51	67200-93J03	464
REC67200-93J51	67200-93J04	464
REC67200-93J51	67200-93J06	464
REC67200-93J51	67200-93J15	464
REC67200-94J20	67200-91J00	464
REC67200-94J20	67200-91J01	464
REC67200-94J20	67200-91J04	464
REC67200-94J20	67200-94J20	464
REC67200-99E56	67200-99E10-OEP	464
REC67200-99E56	67200-99E30-OEP	464
REC67200-99E56	67200-99E50	464
REC67200-99E56	67200-99E51	464
REC67200-99E56	67200-99E56	464
REC67F-12411-01	17670-93J00	468
REC692-24410-00	15100-94301	450
REC692-24410-00	15100-94303	450
REC692-24410-00	15100-94310	450
REC692-24410-00	15100-94311	450
REC69J-24501-10	15643-93J00	

REF	R.O./OEM	
RECTOOLTRIMKIT		463
RECYS-225-15		446
RM35-802893Q		445
RM92-858026QB1U6		450
RM92-858027QB1U3		450
RM92-8M0086220U6		450
RM92-8M0086221U3		450
S		
SIE18-8013		442
SIE18-8015		442
SOL2431-130-19	58100-95530-019	528
SOL2431-133-17	58100-95521-019	528
SOL2431-135-15	58100-95511-019	528
SOL3411-139-17	58100-90J00-019	528
SOL3411-139-19	58100-90J10-019	528
SOL3411-139-21	58100-90J20-019	528
SOL3413-138-15	58100-90J40-019	528
SOL3413-138-17	58100-90J00-019	528
SOL3413-138-19	58100-90J10-019	528
SOL3413-138-21	58100-90J20-019	528
SOL3451-139-17	58100-90J00-019	528
SOL3451-139-17	99105-00700-18P	528
SOL3451-139-19	58100-90J10-019	528
SOL3451-139-19	99105-00700-20P	528
SOL3451-139-21	58100-90J20-019	528
SOL3451-139-21	99105-00700-22P	528
SOL3451-139-23	58100-90J22-019	528
SOL3451-139-23	99105-00700-24P	528
SOL3452-139-17	99105-0070L-18P	528
SOL3452-139-19	99105-0070L-20P	528
SOL3452-139-21	99105-0070L-22P	528
SOL4011-079-07S	58110-91JN0-019	497-528
SOL4111-093-07A	58100-89L00-019	528
SOL4111-093-08A	58100-90L41-019	528
SOL4111-093-09A	58100-89L20-019	528
SOL4111-093-10A	58100-89L60-019	528
SOL4111-093-11A	58100-89L70-019	528
SOL4111-093-12A	58100-89L50-019	528
SOL4211-100-14	58100-95D00-019	528
SOL4211-100-15	58100-96460-019	528
SOL4211-101-13	58100-96440-019	528
SOL4211-103-12	58100-96430-019	528
SOL4211-105-11	58100-96420-019	528
SOL4211-110-09	58100-96410-019	528
SOL4311-110-15	58100-95363-019	528
SOL4311-116-12	58100-95393-019	528
SOL4311-116-13	58100-94313-019	528
SOL4311-116-14	58100-95353-019	528
SOL4311-118-11	58100-95222-019	528
SOL4311-120-10	58100-95212-019	528
SOL4311-121-09	58100-94302-019	528
SOL4411-130-19	58100-94522-019	528
SOL4411-130-21	58100-94532-019	528
SOL4411-133-17	58100-94512-019	528
SOL4411-135-15	58100-94500-019	528
SOL4411-138-13		528
SOL4411-140-11		528
SOL4413-125-19	58100-94522-019	528
SOL4413-125-21	58100-94532-019	528
SOL4413-128-17	58100-94512-019	528
SOL4413-130-15	58100-94500-019	528
SOL4413-133-13		528
SOL4431-130-19	58100-94522-019	528
SOL4431-130-19	58100-94561-019	528
SOL4431-130-19	99105-00100-20P	528
SOL4431-130-21	58100-94532-019	528
SOL4431-130-21	58100-94571-019	528
SOL4431-130-21	99105-00100-22P	528
SOL4431-133-17	58100-94512-019	528
SOL4431-133-17	58100-94581-019	528
SOL4431-133-17	99105-00100-18P	528
SOL4431-135-15	58100-94500-019	528
SOL4431-135-15	58100-94554-019	528
SOL4431-135-15	99105-00100-16P	528
SOL4511-142-23	99105-00200-24P	529
SOL4511-143-21	99105-00200-22P	529
SOL4511-145-19	99105-00200-20P	529
SOL4511-148-17	99105-00200-18P	529
SOL4511-150-15	99105-00200-16P	529
SOL4511-150-15	58200-87D61-019	529
SOL4511-153-19	99105-00200-20P	529
SOL4511-153-21	99105-00200-22P	529
SOL4511-155-17	99105-00200-18P	529
SOL4512-142-23	99105-0020L-24P	529
SOL4512-143-21	99105-0020L-22P	529
SOL4512-145-19	99105-0020L-20P	529
SOL4512-148-17	99105-0020L-18P	529
SOL4512-150-15	99105-0020L-16P	529
SOL4512-153-19		529
SOL4512-153-21		529
SOL4512-155-17		529
SOL4512-158-15		529
SOL4513-140-21	58200-87D21-019	529
SOL4513-143-19	58200-87D11-019	529
SOL4513-145-17	58200-87D01-019	529
SOL4513-148-15	58200-87D61-019	529
SOL4551-140-24	99105-00200-24P	529
SOL4551-143-22	58200-87D21-019	529
SOL4551-143-22	99105-00200-22P	529
SOL4551-148-16	58200-87D61-019	529
SOL4551-148-16	99105-00200-16P	529
SOL4551-148-18	58200-87D01-019	529
SOL4551-148-18	99105-00200-18P	529

REF	R.O./OEM	
SOL4551-148-20	58200-87D11-019	529
SOL4551-148-20	99105-00200-20P	529
SOL4552-140-24	99105-0020L-24P	529
SOL4552-143-22	58200-87D22-019	529
SOL4552-143-22	99105-0020L-22P	529
SOL4552-148-16	58200-87D62-019	529
SOL4552-148-16	99105-0020L-16P	529
SOL4552-148-18	58200-87D02-019	529
SOL4552-148-18	99105-0020L-18P	529
SOL4552-148-20	58200-87D12-019	529
SOL4552-148-20	99105-0020L-20P	529
SOL4571-148-23		529
SOL4571-149-22		529
SOL4571-151-20		529
SOL4571-154-18		529
SOL4572-148-23		529
SOL4572-149-22		529
SOL4572-151-20		529
SOL4572-154-18		529
SOL9311-110-15		530
SOL9311-111-13		530
SOL9311-111-14		530
SOL9311-114-12		530
SOL9311-116-11		530
SOL9311-120-10		530
SOL9311-121-09		530
SOL9331-110-15		530
SOL9331-111-13		530
SOL9331-111-14		530
SOL9331-114-12		530
SOL9331-116-11		530
SOL9331-120-10		530
SOL9331-121-09		530
SOL9331-110-15		530
SOL9331-111-13		530
SOL9331-111-14		530
SOL9331-114-12		530
SOL9331-116-11		530
SOL9411-132-19		530
SOL9411-132-21		530
SOL9411-133-17		530
SOL9411-135-15		530
SOL9411-138-13		530
SOL9411-140-09		530
SOL9411-140-11		530
SOL9431-130-19		530
SOL9431-130-21		530
SOL9431-133-17		530
SOL9431-135-15		530
SOL9431-138-13		530
SOL9432-130-19		530
SOL9432-133-17		530
SOL9432-135-15		530
SOL9432-138-13		530
SOL9511-143-21		530
SOL9511-145-19		530
SOL9511-148-17		530
SOL9511-150-15		530
SOL9511-153-13		530
SOL9511-155-11		530
SOL9511-160-13		530
SOL9531-140-19		530
SOL9531-140-21		530
SOL9531-140-23		530
SOL9531-143-17		530
SOL9531-145-15		530
SOL9532-140-19		530
SOL9532-140-21		530
SOL9532-140-23		530
SOL9532-143-17		530
SOL9532-145-15		530
SOL9571-145-25		530
SOL9571-148-23		530
SOL9571-150-21		530
SOL9571-153-19		530
SOL9571-155-17		530
SOL9571-158-15		530
SOL9572-145-25		530
SOL9572-148-23		530
SOL9572-150-21		530
SOL9572-153-19		530
SOL9572-155-17		530
SOL9572-158-15		530
SOLRBX-104		529
SOLRBX-110		529
SOLRBX-115		529
SOLRBX-125		529
SOLRBX-126		529
SOLRBX-150		529
T		
TEN01166	11281-94400	479
TEN01200	55125-96310	478
TEN01201	55125-95301	478
TEN01202	55320-98600	478
TEN01203	41810-87D00	479
TEN01204	55320-95310	478
TEN01204	55320-98311	478
TEN01204AL	55320-95310	478
TEN01204AL	55320-98311	478
TEN01205	11130-94600	479
TEN01206	55321-93900	478
TEN01207	55320-98600	478
TEN01207	55321-95500	478
TEN01208	55300-95500	478
TEN01209	55125-94502	479
TEN01209	55321-94502	479
TEN01210	55320-98400	478
TEN01210/1	41811-98500	478
TEN01211	55120-87801	478
TEN01211	55125-87D00	478

REF	R.O./OEM	
TEN01212	55321-90J01	478
TEN01213	55321-87J00	478
TEN01213	55321-87J01	478
TEN01213	55321-87J00	479
TEN01214	55320-94900	478
TEN01214AL	55320-94900	478
TEN01215	55125-90J01	478-512- 513-515-516
TEN01215	55125-98J00	517
TRI305-0386		442
TRI305-0566		442
TX4200K		467
TX6400K		467

R.O. / OEM	REF	R.O. / OEM	REF	R.O. / OEM	REF
13650-52G00	REC13650-52G00	454	16510-87J00	REC16510-87J00	439-440-449
13650-56B00	REC13650-56B00	454	16510-87JL0	REC16510-87J00	449
13910-87D00	REC13910-87D00	453	16510-90J00	REC16510-90J00	449
13910-89J01	REC13910-89J01	453	16510-90J00	REC16510-90J00	440-441-449
13910-94400	REC13910-94400	453	16510-92J00	REC16510-82703	449
13910-94701	REC13910-94701	453	16510-96J00	REC16510-93J00	449
14141-93952-0EP	REC14141-93952-0EP	495	16510-96J00	REC16510-96J00	449
14151-87L00	REC14151-87L00	494	16510-96J10	REC16510-93J00	449
14151-93901	REC14151-93912	495	16510-96J10	REC16510-96J00	441
14151-93J00	REC14151-93J00	494	16510-96J10	REC16510-96J00	449
14151-94412	REC14151-94411	495	16539-87L00	REC16539-87L00	482-485
14151-96310	REC14151-96311	495	17400-87811	REC17400-87810	440
14152-93J00	REC14152-93J00	494	17400-87820	REC17400-87820	440
14212-91L00	REC14212-91L00	495	17400-87D00	REC17400-87D11	474
14212-93J00	REC14212-93J00	494	17400-87D10	REC17400-87D11	474
14212-94412	REC14212-94413	495	17400-87D11	REC17400-87D11	474-476
14212-96310	REC14212-91L00	495	17400-87E03	REC17400-87E04	440-474-476-512
15100-91J00	PAF4-04090000	450	17400-87L00	REC17400-87L01	475
15100-91J01	PAF4-04090000	450	17400-87L01	REC17400-87L01	440-475-476-513
15100-91J02	PAF4-04090000	450	17400-88810	REC17400-88810	440
15100-94301	REC692-24410-00	450	17400-88L00	REC17400-88L00	440-475-476-511
15100-94303	REC692-24410-00	450	17400-89810	REC17400-89810	439
15100-94310	REC692-24410-00	450	17400-89820	REC17400-89820	440
15100-94311	REC692-24410-00	450	17400-90J11	REC17400-90J20	475
15170-91J00	REC15170-91J00	451	17400-90J20	REC17400-90J20	476-515
15170-93920	REC15170-93911	451	17400-91830	REC17400-91830	439
15170-94320	REC15170-94320	451	17400-91860	REC17400-91860	439
15170-94J00	REC15170-94J00	451	17400-92821	REC17400-92821	441
15170-98110	REC15170-98110	451	17400-92840	REC17400-92840	440
15170-99E00	REC15170-99E00	451	17400-92850	REC17400-92850	441
15200-90J00	REC63P-13907-03	450	17400-92D01	REC17400-92D01	474-476
15200-92J00	REC63P-13907-03	450	17400-92D11	REC17400-92D01	474
15200-92J00	REC63P-14984-00	450	17400-92D11	REC17400-92D01	474
15200-92J00	REC15200-82J20	451	17400-92J20	REC17400-92J00	475-476
15200-92J20	REC15200-82J20	451	17400-92J21	REC17400-92J21	440-441-475-476-515-516
15200-93J01	REC63P-13907-03	450	17400-93851	REC17400-93851	441
15200-96J00	REC15200-96J00	450	17400-93911	REC17400-93911	475
15410-87J10	REC15410-87J00	448	17400-93912	REC17400-93912	475
15410-87J10	REC15410-87J10	440-447	17400-93950	REC17400-93951	474-501
15410-87J30	REC15410-87J30	439-440-441-447	17400-93951	REC17400-93951	474-501
15410-87L00	REC15410-87L00	439-440-447	17400-93951	REC17400-93951	474-501
15410-88L00	REC15410-88L00	440-448	17400-93J00	REC17400-93J01	474
15410-93J00	REC15410-93J00	448	17400-93J01	REC17400-93J01	441-474-476
15410-94350	REC16910-GB2-005	448	17400-93J02	REC17400-93J01	474
15410-94400	PAF15-07080000	447	17400-93J03	REC17400-93J01	474
15410-96J00	REC15410-96J00	441-447	17400-94611	REC17400-94611	475-476
15410-98500	REC15410-98500	439-448	17400-94700	REC17400-94701	474
15410-98500	REC90794-46868	448	17400-94701	REC17400-94701	474-476
15412-92J00	REC15412-92J00	441-448	17400-94810	REC17400-94810	439
15412-93J00	REC65L-24563-00	447	17400-94821	REC17400-94821	440
15412-93J10	REC15412-93J10	441-448	17400-94J20	REC17400-94J00	439-476
15440-87L10	REC15440-87L10	448	17400-94L00	REC17400-94L00	440-475-476
15440-90J00	REC15440-90J00	448	17400-95350	REC17400-95351	474
15440-93J00	REC15440-93J00	448	17400-95351	REC17400-95351	474-476
15440-96J00	REC15440-96J00	448	17400-95550	REC17400-95351	474
15440-96J01	REC15440-96J01	448	17400-95870	REC17400-95870	439
15440-99E00	REC15440-99E01	449	17400-95J01	REC17400-95J02	476
15440-99E01	REC15440-99E01	449	17400-95J02	REC17400-95J02	439-476-505
15626-90J00	REC15626-90J00	451	17400-96350	REC17400-96403	474
15626-99E00	REC15626-99E00	451	17400-96351	REC17400-96403	474
15643-93J00	REC69J-24501-10	448	17400-96352	REC17400-96403	474-507
15643-99E00	REC15626-99E00	451	17400-96353	REC17400-96403	509
15710-50M00	REC15710-89L00	451	17400-96403	REC17400-96403	440-474-476-509
15710-65D00	REC15710-65D00	452	17400-96821	REC17400-96821	441
15710-66D00	REC15710-66D00	452	17400-96J00	REC17400-96J03	475
15710-82K50	REC15710-82K50	453	17400-96J01	REC17400-96J03	475
15710-82M00	REC15710-82M00	452	17400-96J01	REC17400-96J03	475
15710-85K00	REC15710-85K00	452	17400-96J02	REC17400-96J03	475
15710-87J00	REC15710-87J00	452	17400-96J03	REC17400-96J03	441-475-476-517
15710-87L00	REC15710-87L00	452	17400-97810	REC17400-97810	439
15710-89L00	REC15710-89L00	452	17400-97821	REC17400-97820	439
15710-93J00	REC15710-93J00	453	17400-98551	REC17400-98551	474-476
15710-96J00	REC15710-96J00	453	17400-98652	REC17400-98652	474-476
15710-99E00	REC15710-99E00	452	17400-98661	REC17400-98652	474
16433-93J00	REC16433-93J00	485	17400-98661	REC17400-98661	439-474-476-497
16510-05240	REC16510-05240	449	17400-98661	REC17400-98661	474
16510-05240	REC16510-05240	439-449	17400-986L0	REC17400-98661	474
16510-45H10	REC16510-05240	449	17400-986L1	REC17400-98661	474
16510-61A01	REC16510-90J00	449	17400-98861	REC17400-98861	441
16510-61A20-MHL	REC16510-90J00	449	17400-98861	REC17400-98861	441
16510-61A21-MHL	REC16510-90J00	449	17400-98J00	REC17400-98J01	474
16510-61A30	REC16510-90J00	449	17400-98J01	REC17400-98J01	474-518
16510-61A31	REC16510-90J00	449	17400-98J02	REC17400-98J01	441-474-476
16510-81420	REC16510-82703	449	17400-99840	REC17400-99840	439
16510-82703	REC16510-82703	449	17400-99870	REC17400-99870	440
16510-87J00	REC16510-87J00	449	17400-99J00	REC17400-99J01	475
17400-99J01	REC17400-99J01	439-475-476-499-503	17410-93910	REC17410-93901	471
17410-93910	REC17410-93901	471	17410-94431	REC17411-94421	471
17410-94431	REC17411-94421	471	17411-93901	REC17411-93901	471-501
17411-93901	REC17411-93901	471-501	17411-94421	REC17411-94421	471-507-509
17411-94421	REC17411-94421	473	17413-92J00	REC17413-92J01	473
17413-92J00	REC17413-92J01	473-515-516	17413-92J01	REC17413-92J01	439-473-505-511
17413-92J01	REC17413-92J01	473	17413-95J00	REC17413-95J00	473
17413-95J00	REC17413-95J00	441-473-517	17413-96J00	REC17413-96J01	512-513
17413-96J00	REC17413-96J01	473	17413-96J01	REC17413-96J01	473
17413-96J01	REC17413-96J01	473	17413-99E10	REC17413-99E11	473
17413-99E10	REC17413-99E11	473	17413-99E11	REC17413-99E11	473
17413-99E11	REC17413-99E11	515	17416-92J00	REC17416-92J00	472-515-516
17416-92J00	REC17416-92J00	472-518	17416-92J10	REC17416-92J10	472-515-516
17416-92J10	REC17416-92J10	472-518	17416-93J00	REC17416-93J00	472-518
17416-93J00	REC17416-93J00	472-505-511	17416-95J00	REC17416-95J00	472-517
17416-95J00	REC17416-95J00	472-513	17416-96J00	REC17416-96J00	472-513
17416-96J00	REC17416-96J00	472-515	17416-99E10	REC17416-99E10	472-515
17416-99E10	REC17416-99E10	521	17417-92J00	REC17417-92J00	521
17417-92J00	REC17417-92J00	521	17431-92L20	REC17431-92L20	521
17431-92L20	REC17431-92L20	521	17431-94440	REC17431-92L20	521
17431-94440	REC17431-92L20	521	17431-94441	REC17431-92L20	521
17431-94441	REC17431-92L20	521	17450-93440	REC17450-93921	471
17450-93440	REC17450-93921	471	17450-93920	REC17450-93921	471-501
17450-93920	REC17450-93921	471	17450-93921	REC17450-93921	471
17450-93921	REC17450-93921	469	17450-93930	REC17450-93921	469
17450-93930	REC17450-93921	469	17451-96301	CEF500362G	469
17451-96301	CEF500362G	469	17451-96301	REC17461-96312	469
17451-96301	REC17461-96312	469	17452-93910	REC17452-93910	473-501
17452-93910	REC17452-93910	501-521	17453-93900	REC17453-93901	521
17453-93900	REC17453-93901	470	17453-93901	REC17453-93901	470
17453-93901	REC17453-93901	470	17461-87E10	CEF500365	469-470
17461-87E10	CEF500365	469-470	17461-87E10	REC17461-87E12	513
17461-87E10	REC17461-87E12	469	17461-87E11	CEF500365	469
17461-87E11	CEF500365	469	17461-87E11	REC17461-87E12	469
17461-87E11	REC17461-87E12	469	17461-87E12	CEF500365	469-470-512-513
17461-87E12	CEF500365	469	17461-87E12	REC17461-87E12	469
17461-87E12	REC17461-87E12	469	17461-90J00	CEF500367	469
17461-90J00	CEF500367	469	17461-90J00	REC17461-90J01	469
17461-90J00	REC17461-90J01	469-470	17461-90J01	CEF500367	469-470
17461-90J01	CEF500367	469-470-515-516-517	17461-90J01	REC17461-90J01	469
17461-90J01	REC17461-90J01	469	17461-92D02	CEF500319	469
17461-92D02	CEF500319	469	17461-92D02	REC17461-92D02	469
17461-92D02	REC17461-92D02	469	17461-93001	CEF500398	469
17461-93001	CEF500398	469	17461-93001	REC17461-93004	469
17461-93001	REC17461-93004	469	17461-93002	CEF500398	469
17461-93002	CEF500398	469	17461-93002	REC17461-93004	469
17461-93002	REC17461-93004	469	17461-93003	CEF500398	469
17461-93003	CEF500398	469	17461-93003	REC17461-93004	469
17461-93003	REC17461-93004	469	17461-93004	CEF500398	469
17461-93004	CEF500398	469	17461-93004	REC17461-93004	469
17461-93004	REC17461-93004	469	17461-93901	CEF500329	469
17461-93901	CEF5003				

R.O. / OEM	REF		R.O. / OEM	REF		R.O. / OEM	REF	
17461-96310	REC17461-96312	469	25700-94400	REC25700-88L00	519	32800-95D00	REC32800-95D01	458
17461-96312	CEF500362G	470	25700-94500	REC25700-94500	520	32800-95D01	REC32800-95D01	458-459
17461-96312	REC17461-96312	470-505-507-509-511	25700-94700	REC25700-94700	519-520	32800-98J01	REC32800-98J01	459
17461-96400	CEF500399	469	25700-95500	REC25700-95501	519-520	32800-99J00	REC32800-99J00	459
17461-97110	REC17461-97JMO	439-470	25700-95D00	REC25700-95D01	519	32900-93902	REC32900-93903	455
17461-98501	CEF500336	469	25700-95D01	REC25700-95D01	507-519-520	32900-93903	REC32900-93903	455
17461-98501	REC17461-98503	469	25700-95J00	REC25700-95J00	505-519-520	32900-93911	REC32900-93910	460
17461-98502	CEF500336	469	25700-98J00	REC25700-98J00	519-520	32900-94401	REC32900-94480	455
17461-98502	REC17461-98503	469	25700-99E00	REC25700-99E00	512-519-520	32900-94421	REC32900-94480	455
17461-98503	CEF500336	469-470	29116-93J00	PAGB/T5787-M6X20	501	32900-94460	REC32900-94460	460
17461-98503	REC17461-98503	469-470	29116-93J10	PAF8-00000003	513	32900-94470	REC32900-94460	460
17461-985M0	REC17461-98503	470-497	29141-93J00	PAGB/T6170-M6	497-499-501-505-509-511	32900-94480	REC32900-94480	455
17462-93990	REC17462-93990	470-501	29141-93J00	PAGB/T6184-2000	503	32900-96340	REC32900-96340	455
17471-87E00	REC17471-92J00	471	29162-93J00	PAGB/T93-6	499-501-509-511	32900-96350	REC32900-96371	460
17471-87E01	REC17471-92J00	471-512	31100-87000	PH130-0052	457	32900-96370	REC32900-96371	460
17471-92J00	REC17471-92J00	471-515-516	31100-87500	PH130-0079	458	32900-96371	REC32900-96371	460
17471-93902	REC17471-93902	471-501	31100-87D00	PH130-0052	457	33220-58J20	REC33220-58J20	454
17471-93J00	REC17471-92J02	471	31100-87D10	PH130-0052	457	33220-76G00	REC33220-76G02	454
17471-93J01	REC17471-92J02	471	31100-87J00	PH130-0079	458	33220-76G01	REC33220-76G02	454
17471-93J02	REC17471-92J02	471-517	31100-87J10	PH130-0079	458	33220-76G02	REC33220-76G02	454
17471-94401	REC17471-94401	471-507-509	31100-87J11	PH130-0079	458	33410-93E10	REC33410-94400-000	455
17471-95J00	REC17471-95J01	471	31100-89J00	PH130-0006	457	33410-93J00	REC33410-93J00	455
17471-95J01	REC17471-95J01	471-505-511	31100-90J00	PH130-0071	457	33410-94400-000	REC33410-94400-000	455
17471-97J00-00	REC17471-97J00	439-471	31100-90J01	PH130-0071	457	33410-96L00	REC33410-96L00	455
17471-97JL0	REC17471-97JL0	439-471	31100-92E00	PH130-0052	457	34801-93J00	REC34801-93J03	463
17471-98600	REC17471-98601	471	31100-93J00	PH130-0078	458	34801-93J01	REC34801-93J03	463
17471-98601	REC17471-98601	471	31100-94400	PH130-0006	457	34801-93J02	REC34801-93J03	463
17472-87E00	REC17472-87E10	472	31100-944002	PH130-0006	457	34801-93J03	REC34801-93J03	463
17472-87E10	REC17472-87E10	472-512-515-516	31100-94401	PH130-0006	457	34801-94700	REC34801-94710	463
17472-87L00	REC17472-87L00	472-482-513	31100-94500	PH130-0053	457	34801-94710	REC34801-94710	463
17472-91J00	REC17472-91J00	473-497	31100-94510	PH130-0053	457	34801-99E01	REC34801-99E04	463
17472-92D10	REC17472-92D10	473	31100-94511	PH130-0053	457	34801-99E02	REC34801-99E04	463
17472-93911	REC17472-93911	473-501	31100-94512	PH130-0053	457	34801-99E03	REC34801-99E04	463
17472-93J00	REC17472-93J00	473-517	31100-94600	PH130-0053	457	34801-99E04	REC34801-99E04	463
17472-95310	REC17472-95310	473	31100-94601	PH130-0053	457	36620-93J02	REC36620-93J02	466
17472-96301	REC17472-96303	472	31100-94610	PH130-0053	457	36620-94J01	REC36620-94J01	466
17472-96302	REC17472-96303	472	31100-94610	PH130-0053	457	37100-87J00-OEP	REC38100-87J00	462
17472-96303	REC17472-96303	472	31100-94702	PH130-0075	457	37100-96J14	REC37100-96J15	465
17472-97J00	REC17472-97J00	439-472	31100-94J10	PH130-0077	457	37100-96J15	REC37100-96J15	465
17472-97JL0	REC17472-97JL0	439-472	31100-94J21	PH130-0077	457	37100-96J20	REC37100-96J25	465
17472-98503	REC17472-98503	473	31100-94J22	PH130-0077	457	37100-96J21	REC37100-96J25	465
17472-98611	REC17472-98611	473	31100-95240	PH130-0007	457	37100-96J22	REC37100-96J25	465
17472-98J00	REC17472-98J00	472-518	31100-95242	PH130-0007	457	37100-96J23	REC37100-96J25	465
17560-91L00	REC17560-91L00	521	31100-95243	PH130-0007	457	37100-96J24	REC37100-96J25	465
17560-96300	REC17560-91L00	521	31100-95310	PH130-0060	457	37100-96J25	REC37100-96J25	465
17560-96301	REC17560-91L00	521	31100-95312	PH130-0060	457	37110-93J10	REC37110-93J11	458
17560-96304	REC17560-91L00	521	31100-95313	PH130-0060	457	37110-93L10	REC37110-93J11	458
17616-87J00	REC17616-87J00	468-481-486	31100-95521	PH130-0060	457	37110-99E00	REC37110-99E00	458
17670-90J20	REC17670-90J20	468	31100-95600	PH130-0060	457	37220-92E00	REC37220-92E00	465
17670-91J00	REC17670-91J01	468	31100-95601	PH130-0060	457	37800-93953	REC37800-93954	460
17670-91J01	REC17670-91J01	468	31100-95D00	PH130-0006	457	37800-93954	REC37800-93954	460
17670-93962	REC17670-93962	468	31100-95J00	PH130-0077	457	37820-92E00	REC37820-92E03	460
17670-93J00	REC67F-12411-01	468	31100-95J01	PH130-0077	457	37830-89E02	REC37830-89E03	460
17670-94402	REC17670-94402	468	31100-96310	PH130-0006	457	37830-95D00	REC37830-89E03	460
17670-94J00	REC17670-94J01	468	31100-96311	PH130-0006	457	37830-95D01	REC37830-95D04	460
17670-94J01	REC17670-94J01	468	31100-96J00	PH130-0078	458	37830-95D02	REC37830-95D04	460
17685-87D00	REC17685-87D10	486-488	31100-96J01	PH130-0078	458	37830-95D03	REC37830-95D04	460
17685-87D10	REC17685-87D10	481-486-488	31100-98L00	PH130-0078	458	37830-95D04	REC37830-95D04	460
17693-95J00	REC17693-95J00	485	31100-98L10	REC31100-98L10	458	37850-90J00	REC37850-90J06	464
1770-90J10	REC17670-90J10	468	31800-94400	REC89-825096T01	458	37850-90J01	REC37850-90J06	464
17822-90J00	REC09401-11425	443	31800-94401	REC89-825096T01	458	37850-90J02	REC37850-90J06	464
17822-90J00	REC09401-11425BULK	443	32140-93900	REC32140-93900	455	37850-90J03	REC37850-90J06	464
17913-93J00	REC17913-93J00	469	32140-94400	REC32140-94400	455	37850-90J04	REC37850-90J06	464
17914-93J00	REC17914-93J00	469	32140-96310	REC32140-96310	455	37850-90J05	REC37850-90J06	464
17914-93JL0	REC17914-93J00	469	32800-38F10	REC32800-38F10	459	37850-90J06	REC37850-90J06	464
18137-52D00	REC18137-52D00	452-454	32800-87J10	REC32800-87J10	459	37850-93J10	REC37850-93J10	465
18137-87L01	REC18137-87L01	452-454	32800-87L00	REC32800-87L00	459	38100-87D00	REC38100-87E10-OED	461
18137-88L01	REC18137-88L01	452-454	32800-88L00	REC32800-88L00	459	38100-87D01-02M	REC38100-87E10-OED	461
18137-93J00	REC18137-93J00	452-454	32800-89J00	REC32800-89J00	459	38100-87D01-OED	REC38100-87E10-OED	461
18590-58M00	REC18590-58M00	452-454	32800-89J10	REC32800-89J10	459	38100-87D02H	REC38100-87E10-OED	461
18590-68H00	REC18590-68H00	452-454	32800-89J11	REC32800-89J11	459	38100-87D0IT	REC38100-87E10-OED	461
18590-72F21	REC18590-72F21	452-454	32800-89J11	REC32800-89J11	459	38100-87D10-0ED	PH200-T024	462
23211-94401	REC23211-94401	523	32800-89L00	REC32800-89L01	459	38100-87D10-0IT	PH200-T024	462
23311-95DL0	REC23311-95DL0	520	32800-89L01	REC32800-89L01	459	38100-87D10-35J	PH200-T024	462
25222-93901	REC25222-93901	520	32800-89L01	REC32800-89L01	459	38100-87E10-0ED	REC38100-87E10-OED	461
25222-96300	REC25222-96300	520	32800-92E20	REC32800-92E20	459	38100-87E20-0ED	PH200-T024	462
25700-87D00	REC25700-87D00	519-520	32800-93J01	REC32800-93J03	459	38100-87J11	PH200-T046	462
25700-87E00	REC25700-87E00	519-520	32800-93J02	REC32800-93J03	459	38100-87J20	PH200-T046	462
25700-87L00	REC25700-87L00	513-519-520	32800-93J03	REC32800-93J03	459	38100-87JOEP	REC38100-87J00	462
25700-88400	REC25700-88L00	509-511-520	32800-94620	REC32800-94620	458	38100-87L00	REC36120-ZY9-003	462
25700-88L00	REC25700-88L00	509-511-520	32800-94620	REC32800-94620	458	38100-87L01	REC36120-ZY9-003	462
25700-90J01	REC25700-90J01	515-520	32800-94J10	REC32800-94J11	459	38100-87L02	REC36120-ZY9-003	462
25700-92J00	REC25700-92J00	515-516-519-520	32800-94J11	REC32800-94J11	459	38100-87L03	REC36120-ZY9-003	462
25700-93J00	REC25700-93J00	517-519-520	32800-95720	REC32800-95720	459	38100-88L00	REC36120-ZW4-H12	462
25700-93L00	REC25700-93L00	518-519-520			458	38100-88L11	REC36120-ZW4-H12	462
						38100-88L12	REC36120-ZW4-H12	462

R.O. / OEM	REF		R.O. / OEM	REF		R.O. / OEM	REF	
38100-90J30	REC36120-ZY6-013	462	55300-95500	CM55300-95500	476-499-501-507-509-511	57311-99J10	REC57311-99J10	499-525
38100-90J40	REC36120-ZY6-013	462	55300-95500	CM55300-95500A	476	57510-89J00	REC57510-89J00	505-507-525
38100-92E00-OED	PH200-T024	462	55300-95500	TEN01208	478	57510-90L00	REC57510-93910	525
38100-92J01	REC38100-96J00	461	55320-93900	CM55125-87D00	477	57510-91J00	REC57510-91J00	497-525
38100-92J02	REC38100-96J00	461	55320-93900	CM55125-87D00A	477	57510-91L00	REC57510-89J00	525-531
38100-92J10	REC38100-96J00	461	55320-93900	CM55321-93900	477	57510-93902	REC57510-93902	525
38100-92J12	REC38100-96J00	461	55320-93900	CM55321-93900A	477	57510-93902	REC57510-93902	531
38100-93J02	REC38100-96J00	461	55320-94900	CM55321-94900	476	57510-93910	REC57510-93910	501-525
38100-93J11	REC36120-ZY6-013	462	55320-94900	CM55321-94900A	441	57510-93910	REC57510-93910	531-532
38100-93J13	REC36120-ZY6-013	462	55320-94900	CM55321-94900A	476	57510-94400	REC57510-94402	525
38100-96J00	REC38100-96J00	461	55320-94900	CM55321-94900A	476	57510-94401	REC57510-94402	525
38100-96J01	REC38100-96J00	461	55320-94900	TEN01214	478	57510-94402	REC57510-94402	525
38100-97E00-OED	REC38100-97E00-OED	462	55320-94900	TEN01214AL	478	57510-94402	REC57510-94402	531
38100-99E01-OEP	REC38100-99E01-OEP	462	55320-95310	CM55320-95310	476	57510-98600	REC57510-91J00	525
38100-99E01-OED	REC38100-99E01-OED	462	55320-95310	CM55320-95310A	476	57510-98610	REC57510-91J00	525
38100-99E01-OEP	REC38100-99E01-OEP	462	55320-95310	TEN01204	478	57510-98611	REC57510-91J00	525
38410-89J00	REC89-825096T01	458	55320-95310	TEN01204AL	478	57510-99J10	REC57510-99J11	503
38410-93J00	REC38410-93J12	463	55320-95311	CM55320-95310	517	57521-89J00	REC57521-89J00	505-507-526-531
38410-93J10	REC38410-93J12	463	55320-98311	TEN01204	478	57521-90L00	REC57521-93910	526
38410-93J11	REC38410-93J12	463	55320-98311	TEN01204AL	478	57521-91J00	REC57521-91J00	497-526
38410-93J12	REC38410-93J12	463	55320-98400	CM55320-98400	476	57521-93902	REC57521-93902	526
38410-94550	REC89-825096T01	458	55320-98400	CM55320-98400A	476	57521-93902	REC57521-93902	531
38410-94551	REC89-825096T01	458	55320-98400	TEN01210	478	57521-93902	REC57521-93902	531
38410-94552	REC89-825096T01	458	55320-98600	CM55320-98600	477	57521-93910	REC57521-93910	501-526-531
38860-76F01	REC38860-76F01	460	55320-98600	CM55320-98600A	477	57521-94400	REC57521-94400	526
41810-87D00	TEN01203	479	55320-98600	TEN01202	478	57521-94400	REC57521-94400	531
41810-98500	CM5033167	439	55320-98600	TEN01207	478	57521-96311	REC57521-96312	526
41811-98500	CM41811-98500	476-501	55321-87J00	CM55321-87J00	476-497-501-511	57521-96312	REC57521-96312	526
41811-98500	TEN01210/1	478	55321-87J00	CM55321-87J00A	476	57521-96312	REC57521-96312	531
43211-87JL0	REC43211-87JL0	466	55321-87J00	TEN01213	478	57521-99J10	REC57521-99J10	503
43211-94401	REC43211-87JL0	466	55321-87J00	TEN01213	479	57610-93901	REC57610-93901	501-531
43211-94401	REC43211-94401	466	55321-87J00	TEN01213	479	57610-94402	REC57610-94402	509-511
43711-97E00	REC43711-97E11	466	55321-87J01	CM55321-87J00	476-479-499-503	57610-96311	REC57610-96311	505-507
43711-97E11	REC43711-97E11	466	55321-87J01	CM55321-87J00A	476	57621-87J00	REC57621-87J00	522
48500-95550-OED	PH200-T027	461	55321-87J01	CM55321-87J00A	439-440-441	57621-87J01	REC57621-94403	522
48500-95680-OED	PH200-T027	461	55321-87J01	TEN01213	478	57621-87J02	REC57621-94403	522
48503-93J10	REC48503-93J12	462	55321-90J01	CM55321-90J01	477-512-515-516	57621-87J03	REC57621-94403	509-511-522
48503-93J12	REC48503-93J12	462	55321-90J01	CM55321-90J01A	477	57621-91L10	REC57621-91L10	522
48503-94900-OED	REC48503-93J12	462	55321-90J01	TEN01212	478	57621-94400	REC57621-94403	522
48600-94511-OED	REC18-6865	462	55321-93900	CM55321-93900	501	57621-94403	REC57621-94403	522-531
48630-92J00	REC48630-92J00	463	55321-93900	TEN01206	478	57621-96310	REC57621-91L10	522
48630-93J00	REC48630-93J00	463	55321-93J00	REC09116-06094	479	57630-92E00	REC57630-92E00	517-518-531
48630-94900	REC48630-94900	463	55321-94502	TEN01209	479	57630-94300	REC57630-94300	511-531
48630-96J00	REC48630-96J00	463	55321-94900	REC09116-06121	479	57630-94301	REC57630-94300	509-531
48630-96J01	REC48630-96J03	463	55321-95500	TEN01207	478	57630-94500	REC57630-94500	512-531
48630-96J02	REC48630-96J03	463	56120-90L00-OEP	REC56120-93900	521	57630-96300	REC57630-96300	505-507-531
48630-96J03	REC48630-96J03	463	56120-90L01-OEP	REC56120-93900	521	57631-93901	REC57631-93901	499-501-503-523
48630-98L00	REC48630-98L01	463	56120-90L02-OEP	REC56120-93900	521	57631-94700	REC57631-95303	523
48630-98L01	REC48630-98L01	463	56120-93900-002M	REC56120-93900	521	57631-95301	REC57631-95303	523
51123-87L00	REC51123-87L00	482-486	56120-93900-OEP	REC56120-93900	521	57631-95302	REC57631-95303	523
51123-93J00	REC51123-93J00	485	56120-93901-OED	REC56120-93900	521	57631-95303	REC57631-95303	509-511-523
51142-93J00	REC51142-93J00	485	56120-93901-OEP	REC56120-93900	501	57631-96301	REC57631-96301	507-523
51211-87J00	REC51211-87J00	481-484	56120-93901-OEP	REC56120-93900	531	57632-93902	REC57632-94J00	501
51211-87L00	REC51211-87L10	482-484	56120-94321-OEP	REC56120-94321-OEP	509-511-521	57632-94J00	REC57632-94J00	499-503-532
51211-87L10	REC51211-87L10	482-484	56120-96332-OEP	REC56120-96332-OEP	505-507-521	57632-97L00	REC57632-97L00	503-522
51211-90J00	REC51211-90J10	484	56130-94411-OEP	REC56130-94413-OEP	472	57632-98500	REC57632-97L00	522
51211-90J01	REC51211-90J10	484	56130-94413-OEP	REC56130-94413-OEP	472	57632-98501	REC57632-97L00	497-522
51211-90J02	REC51211-90J10	484	56130-96320-OEP	REC56130-96331-OEP	472	57633-93900	REC57633-93901	532
51211-90J10	REC51211-90J10	484	56130-96331-OEP	REC56130-96331-OEP	472	57633-93901	REC57633-93901	499-501-503-532
51211-90J21	REC51211-90J2	484	57100-93902	REC57100-93902	501	57634-88L00	REC57634-88L00	509-511-522
51211-90J22	REC51211-90J2	484	57100-93902	REC57100-93902	531	58100-89L00-019	SOL4111-093-07A	528
51211-93J00	REC51211-93J00	484	57110-92L10	REC57110-94411	531	58100-89L20-019	SOL4111-093-09A	528
52113-93901	REC52113-93910	495	57110-93912	REC57110-93912	531	58100-89L50-019	SOL4111-093-12A	528
52113-96304	REC52113-96330	495	57110-94441	REC57110-94441	531	58100-89L60-019	SOL4111-093-10A	528
52331-87L00	REC52331-87L00	482-494	57292-94300	PAGB/T896-6	466	58100-89L70-019	SOL4111-093-11A	528
55120-87801	TEN01211	478	57310-93850	REC57310-93902	526	58100-90J00-019	SOL3411-139-17	528
55122-88L00	REC55122-94400	473-511	57310-94401	REC57310-94401	526	58100-90J00-019	SOL3413-138-17	528
55125-87801	CM55125-87D00	477	57311-90L00	REC57311-93910	525	58100-90J00-019	SOL3451-139-17	528
55125-87801	CM55125-87D00A	477	57311-91J00	REC57311-98600	497	58100-90J10-019	SOL3411-139-19	528
55125-87D00	TEN01211	478	57311-91L00	REC57311-96311	525	58100-90J10-019	SOL3413-138-19	528
55125-87E01	CM55125-95500	477	57311-91L00	REC57311-96311	531	58100-90J10-019	SOL3411-139-19	528
55125-87E01	CM55125-95500A	477	57311-93901	REC57311-93901	525	58100-90J10-019	SOL3451-139-19	528
55125-90J01	TEN01215	478-512-513-515-516	57311-93901	REC57311-93901	531	58100-90J20-019	SOL3411-139-21	528
55125-94400	CM55125-94400	511	57311-93910	REC57311-93910	531	58100-90J20-019	SOL3413-138-21	528
55125-94502	CM55125-94502	477	57311-93910	REC57311-93910	501-525	58100-90J20-019	SOL3451-139-21	528
55125-94502	TEN01209	479	57311-94401	REC57311-94402	525	58100-90J22-019	SOL3451-139-23	528
55125-95301	CM55125-95301A	477	57311-94402	REC57311-94402	525	58100-90J40-019	SOL3413-138-15	528
55125-95301	TEN01201	478	57311-94402	REC57311-94402	531	58100-90L41-019	SOL4111-093-08A	528
55125-95500	CM55125-95500	509	57311-96310	REC57311-96311	525	58100-94302-019	SOL4311-121-09	528
55125-96310	CM55125-96310	477-505-507	57311-96311	REC57311-96311	525	58100-94313-019	SOL4311-116-13	528
55125-96310	CM55125-96310A	477	57311-96320	REC57311-96311	525	58100-94500-019	SOL4413-130-15	528
55125-96310	TEN01200	478	57311-96320	REC57311-96320	505-507-531	58100-94500-019	SOL4431-135-15	528
55125-98J00	TEN01215	517	57311-97J10	REC57311-99J10	503	58100-94501-019	SOL4413-130-15	528
55128-93J00	REC55128-93J10	521	57311-98400	REC57311-98400	531	58100-94512-019	SOL4411-133-17	528
55128-93J10	REC55128-93J10	517-521	57311-98600	REC57311-98600	525	58100-94512-019	SOL4413-128-17	528
			57311-98601	REC57311-98600	525			

R.O. / OEM	REF		R.O. / OEM	REF		R.O. / OEM	REF	
58100-94522-019	SOL4411-130-19	528	67200-93J06	REC67200-93J51	464	99105-11002-010	PRE3300C10	467
58100-94522-019	SOL4413-125-19	528	67200-93J12	REC67200-88L00	465	99105-11002-011	PRE3300C11	467
58100-94522-019	SOL4431-130-19	528	67200-93J13	REC67200-88L00	465	99105-11002-012	PRE3300C12	467
58100-94532-019	SOL4411-130-21	528	67200-93J15	REC67200-88L10	465	99105-11002-013	PRE3300C13	467
58100-94532-019	SOL4413-125-21	528	67200-93J50	REC67200-93J51	464	99105-11002-014	PRE3300C14	467
58100-94532-019	SOL4431-130-21	528	67200-93J51	REC67200-93J51	464	99105-11002-015	PRE3300C15	467
58100-94554-019	SOL4431-135-15	528	67200-94J20	REC67200-94J20	464	99105-11002-016	PRE3300C16	467
58100-94561-019	SOL4431-130-19	528	67200-99E10-0EP	REC67200-99E56	464	99105-11002-017	PRE3300C17	467
58100-94571-019	SOL4431-130-21	528	67200-99E30-0EP	REC67200-99E56	464	99105-11002-018	PRE3300C18	467
58100-94581-019	SOL4431-133-17	528	67200-99E50	REC67200-99E56	464	99105-11002-019	PRE3300C19	467
58100-95212-019	SOL4311-120-10	528	67200-99E51	REC67200-99E56	464	99105-11002-020	PRE3300C20	467
58100-95222-019	SOL4311-118-11	528	67200-99E56	REC67200-99E56	464	99105-11002-021	PRE3300C21	467
58100-95353-019	SOL4311-116-14	528	67256-95600	PAF15-13010010W	466	99105-11002-022	PRE3300C22	467
58100-95363-019	SOL4311-110-15	528	67275-95600	PAF25-07000007W	466	99105-11002-023	PRE3300C23	467
58100-95393-019	SOL4311-116-12	528	90171-18M04	REC90171-18M04	518	99105-11002-024	PRE3300C24	467
58100-95511-019	SOL2431-135-15	528	92800-94610	REC32800-94620	458	99105-11002-025	PRE3300C25	467
58100-95521-019	SOL2431-133-17	528	94701-00282	NGKCR6HS	181	99105-11002-026	PRE3300C26	467
58100-95530-019	SOL2431-130-19	528	94701-00282-00	NGKCR6HS	108	99105-11002-027	PRE3300C27	467
58100-95D00-019	SOL4211-100-14	528	94701-00300-00	NGKCR5HSB	108	99105-11002-028	PRE3300C28	467
58100-96410-019	SOL4211-110-09	528	94701-00309-00	NGKBR9HS-10	108	99105-11002-029	PRE3300C29	467
58100-96420-019	SOL4211-105-11	528	94701-00375	NGKDPR6EA-9	65-66-67-68-197-207	99105-11002-030	PRE3300C30	467
58100-96430-019	SOL4211-103-12	528	94701-00375	NGKDPR7EA-9	185-191	99105-20003	RACRK22628	447
58100-96440-019	SOL4211-101-13	528	94701-00375-00	NGKDPR6EA-9	108	99105-20005	LENS3227	446
58100-96460-019	SOL4211-100-15	528	94701-00406-00	NGKDPR5EA-9	69-108	99105-20005	RACS3227	446
58110-91JN0-019	SOL4011-079-07S	497-528	94702-00247-00	NGKBR8HS-10	108	99105-20005-ASY	RAC490R-RAC-01	446
58200-87D01-019	SOL4513-145-17	529	94702-00271	NGKBR8HS-10	247-456			
58200-87D01-019	SOL4551-148-18	529	94702-00309	NGKBR9HS-10	245			
58200-87D02-019	SOL4552-148-18	529	94702-00372	NGKCR6HSB	64-173-179			
58200-87D11-019	SOL4513-143-19	529	94702-00372-00	NGKCR6HS	108			
58200-87D11-019	SOL4551-148-20	529	94702-00391	NGKLF5A-11	69-70-71-72-209-211			
58200-87D12-019	SOL4552-148-20	529	94702-00391-00	NGKLF5A-11	108			
58200-87D21-019	SOL4513-140-21	529	94702-00400	NGKLF6A-11	70-72-73-213-214			
58200-87D21-019	SOL4551-143-22	529	94702-00400-00	NGKLF6A-11	108			
58200-87D22-019	SOL4552-143-22	529	94702-00409	NGKCR9EB	108			
58200-87D61-019	SOL4511-150-15	529	94702-00418	NGKDPR6EB-9	65-66-67-68-69-187-195-201-203			
58200-87D61-019	SOL4513-148-15	529	94702-00418-00	NGKDPR6EB-9	108			
58200-87D61-019	SOL4551-148-16	529	990A0-01E81-01Q	REC80W90U3	450			
58200-87D62-019	SOL4552-148-16	529	990A0-01E81-05Q	REC80W90U6	450			
59178-97J00	REC59178-97J00	439-440-499-503-521	990C0-01E30-GLN	REC10W40U3	450			
63610-89E01-000	REC63610-89E01	467	990C0-01E30-GLN	REC10W40U6	450			
63610-91J00	REC63610-91J20	467	990C0-10W40-1GL	REC10W40U3	450			
63610-91J01	REC63610-91J20	467	990C0-10W40-1GL	REC10W40U6	450			
63610-91J03	REC63610-91J20	467	990C0-10W40-GAL	REC10W40U3	450			
63610-91J04	REC63610-91J20	467	990C0-10W40-GAL	REC10W40U6	450			
63610-91J20	REC63610-91J20	467	990C0-10W40-GLN	REC10W40U3	450			
63610-93501-000	REC63610-93501	467	990C0-10W40-GLN	REC10W40U6	450			
63610-94402-000	REC63610-94402	467	99105-00100-16P	SOL4431-135-15	528			
63610-96302-000	REC63610-96302	467	99105-00100-18P	SOL4431-133-17	528			
63610-96321-000	REC63610-96321-000	467	99105-00100-20P	SOL4431-130-19	528			
65720-94403	GS31039	444	99105-00100-22P	SOL4431-130-21	528			
65720-94411	GS31038	444	99105-00200-16P	SOL4511-150-15	529			
65720-98500	REC65720-98520	443	99105-00200-16P	SOL4551-148-16	529			
65720-98501	REC65720-98520	443	99105-00200-18P	SOL4511-148-17	529			
65720-98502	REC65720-98520	443	99105-00200-18P	SOL4511-155-17	529			
65720-98520	REC65720-98520	443	99105-00200-18P	SOL4551-148-18	529			
65720-98521	REC65720-98520	443	99105-00200-20P	SOL4511-145-19	529			
65720-985L1	REC65720-98520	443	99105-00200-20P	SOL4511-153-19	529			
65720-986A0	REC65720-986L0	443	99105-00200-20P	SOL4551-148-20	529			
65720-986B0	REC65720-986L0	443	99105-00200-22P	SOL4511-143-21	529			
65720-986L0	REC65720-986L0	443	99105-00200-22P	SOL4511-153-21	529			
65740-95D00	GS31070	444	99105-00200-24P	SOL4551-142-23	529			
65740-99100	GS31037	444	99105-00200-24P	SOL4551-140-24	529			
65750-89J11	GS31089	444	99105-0020L-16P	SOL4512-150-15	529			
65750-94401	REC65750-94404	443	99105-0020L-16P	SOL4552-148-16	529			
65750-94402	REC65750-94404	443	99105-0020L-18P	SOL4512-148-17	529			
65750-94403	REC65750-94404	443	99105-0020L-18P	SOL4552-148-18	529			
65750-94404	REC65750-94404	443	99105-0020L-20P	SOL4512-145-19	529			
65750-95500	GS31071	444	99105-0020L-20P	SOL4552-148-20	529			
65750-95500	GS31072	444	99105-0020L-22P	SOL4512-143-21	529			
65750-98505	GS31035	444	99105-0020L-22P	SOL4552-143-22	529			
65750-98505	GS31036	444	99105-0020L-24P	SOL4512-142-23	529			
65770-93J12	GS31095	442	99105-0020L-24P	SOL4552-140-24	529			
65770-95504	GS31090	442	99105-00700-18P	SOL3451-139-17	528			
65900-98J00	REC90794-46866	446	99105-00700-20P	SOL3451-139-19	528			
65910-98J00	REC90794-46868	446	99105-00700-22P	SOL3451-139-21	528			
67200-88L00	REC67200-88L00	465	99105-00700-24P	SOL3451-139-23	528			
67200-88L10	REC67200-88L10	465	99105-0070L-18P	SOL3452-139-17	528			
67200-91J00	REC67200-94J20	464	99105-0070L-20P	SOL3452-139-19	528			
67200-91J01	REC67200-94J20	464	99105-0070L-22P	SOL3452-139-21	528			
67200-91J04	REC67200-94J20	464	99105-11002-008	PRE3300C08	467			
67200-93J00	REC67200-93J51	464	99105-11002-009	PRE3300C09	467			
67200-93J01	REC67200-93J51	464						
67200-93J02	REC67200-93J51	464						
67200-93J03	REC67200-93J51	464						
67200-93J04	REC67200-93J51	464						